







J. WALSH, CLS  
 12000 101ST AVE S.E.  
 SUITE 100  
 BELLEVUE, WA 98006  
 TEL: 206.469.1111  
 FAX: 206.469.1112  
 WWW.ARBOSOLUTIONS.COM

**KEY**

-  BS CAT B
-  BS CAT C
-  BS CAT U
-  ROOT PROTECTION AREA (RPA)

DRAWING TITLE  
 TREE CONSTRAINTS PLAN  
 EXISTING SITE  
 PROJECT  
 30 GLENILLA ROAD

CLIENT	
SCALE	1:200@A3
DATE OF ISSUE	NOV 2019
SUPERVISOR	FC
DATE	
DRAWN BY	DMC
DRAWING NO.	TCP_30GLENILLA_1
	A

