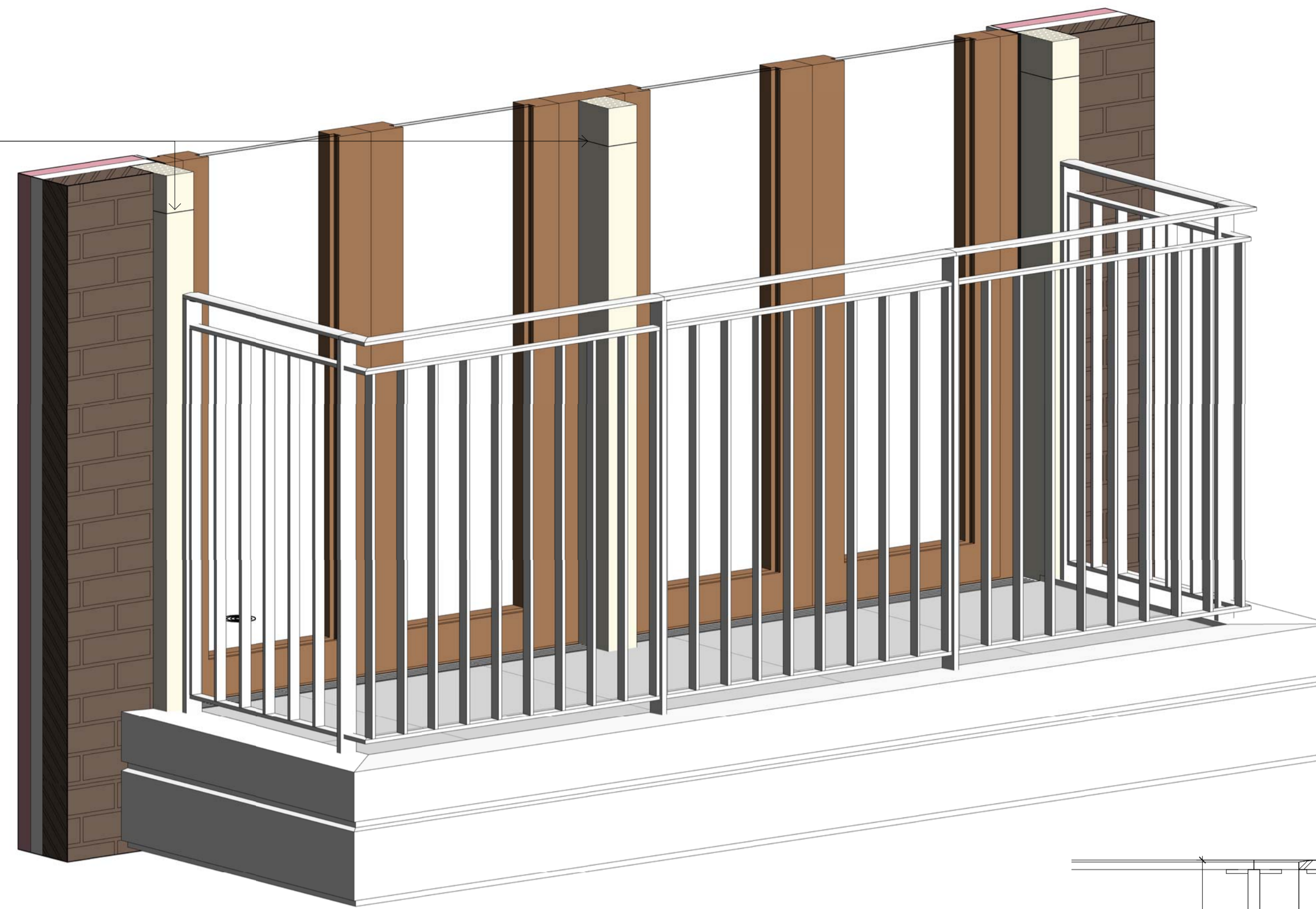
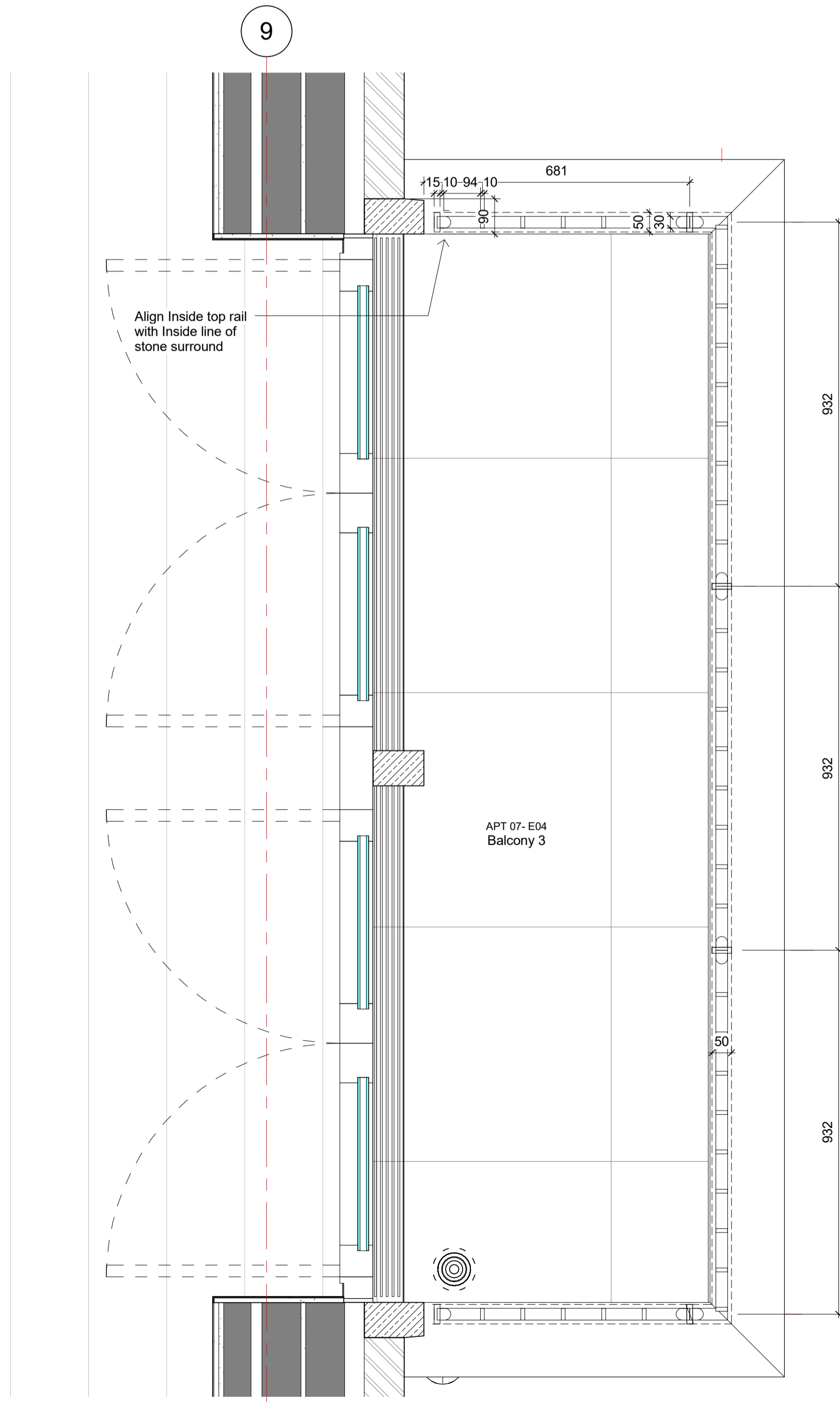


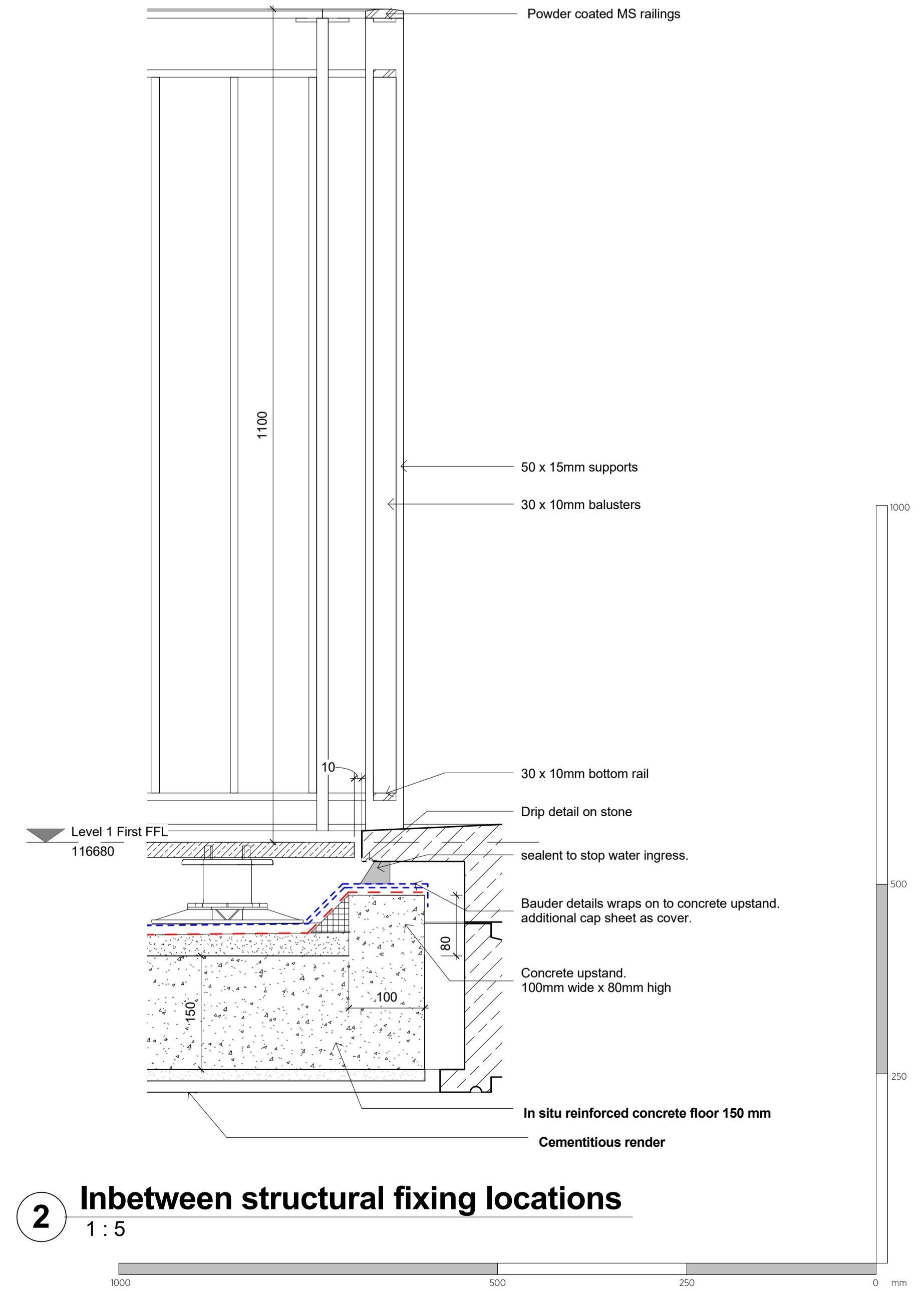
Stone cut line



3 Railing view



1 Balcony handrail- Level 1 Apt 07 balcony 3 example
1:10



General notes:
This drawing is copyright of KSR architects. This drawing must be read in conjunction with the Designer's Risk Assessment, specification and all other relevant documentation and drawings. KSR architects accept no liability for any expense, loss or damage of whatsoever nature and however arising from any variation made to this drawing or in the execution of the work to which it relates which has not been referred to them and their approval obtained.
Do not scale from this drawing or the digital data, only figured dimensions are to be used. For Planning refer to linear scale. Check all dimensions on site prior to carrying out any works - advise of any discrepancy

Notes/Legends

C	Railing and coping details revised	30 Apr 19	BS
B	Planning conditions	28 Feb 19	SAS
A	Final Planning Details Sign-off	09 Jan 19	E
Rev	Description	Date	Check

© KSR architects

Stamp: **Planning**

Key Plan

Project: **29 NEW END**

Title: **Balcony Railing**

Date: 12/2018

Scale: 1:5 @ A1

Project Ref: **NEN**

Drawing No: **NEN - PL-4-701**

Status: **Planning**

Revisions: **C**

Drawn By: Author

Checked: Check

Project Ref: **NEN**

Drawing No: **NEN - PL-4-701**

Status: **Planning**

Revisions: **C**

Drawn By: Author

Checked: Check

Project Ref: **NEN**

Drawing No: **NEN - PL-4-701**

Status: **Planning**

Revisions: **C**

Drawn By: Author

Checked: Check

Project Ref: **NEN**

Drawing No: **NEN - PL-4-701**

Status: **Planning**

Revisions: **C**

Drawn By: Author

Checked: Check