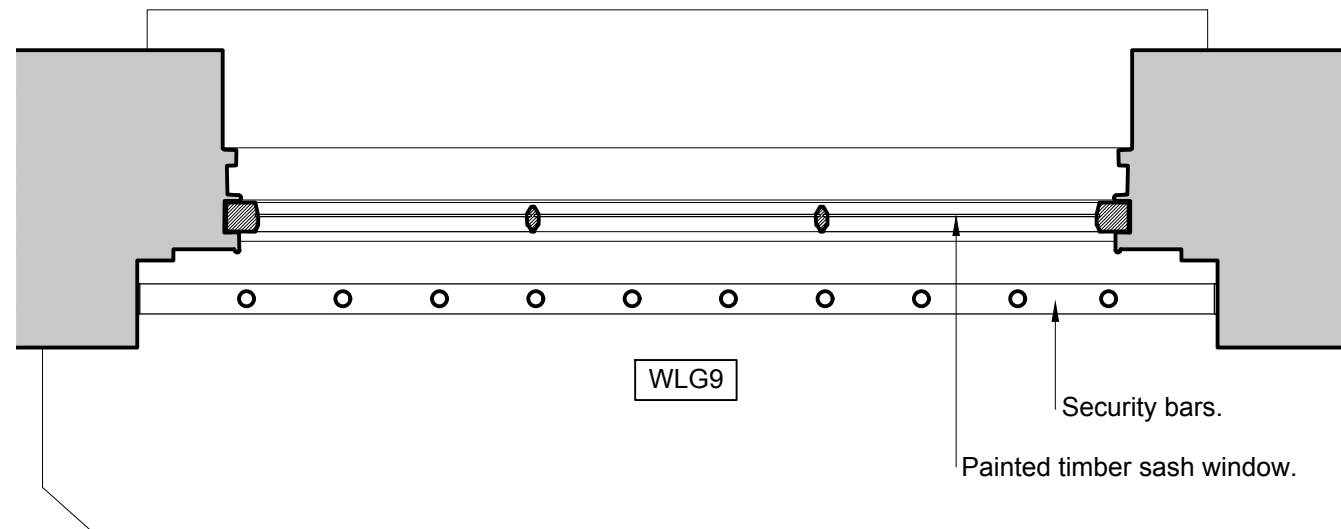
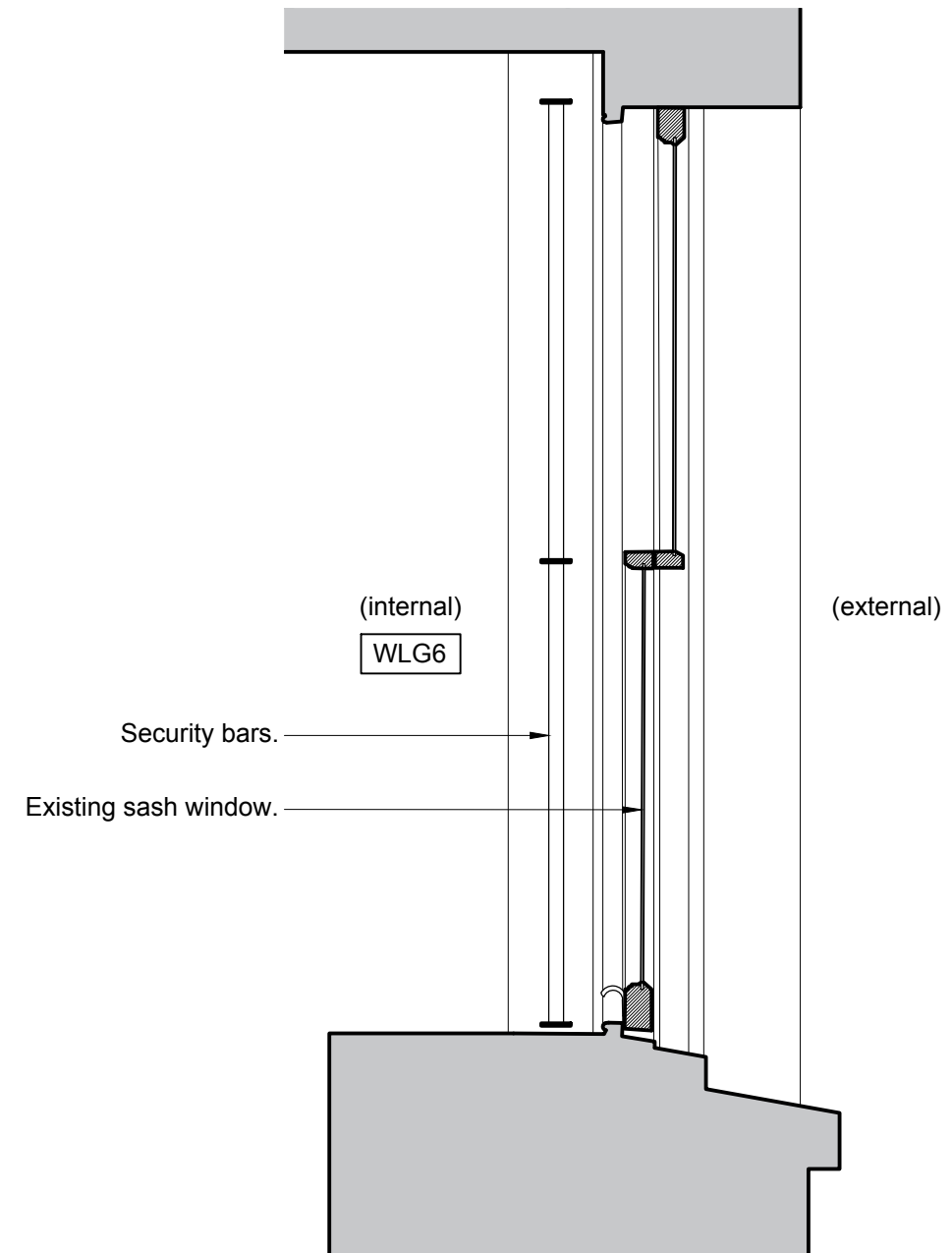


01 Detail
1715 1:2 @ A3



02 Existing Plan
1715 1:10 @ A3



03 Existing Section
1715 1:10 @ A3

Purpose of Issue:
FOR_PLANNING

0 20 40 100

Scale 1:2 mm

0 100 200 500

Scale 1:10 mm

- Notes
- Any dwg format drawing is to be read in conjunction with and at the scale of the accompanying pdf.
 - Where colours other than black or grey are used, the drawing must be plotted in colour.
 - For status 'C' (Construction) drawings all dimensions are to be checked on site by the contractor, scaling is for Local Authority purposes only.
 - Unless otherwise indicated, all dimensions are in millimeters.
 - All information on this drawing is to be read in conjunction with the relevant Donald Insall Associates specification and trade contractors' drawings and information by specialists.
 - In the event of any discrepancy, please contact us immediately.
 - This drawing may contain survey information by others and is to be used solely for the purposes for which it was issued.
 - These are uncontrolled documents issued for information purposes only. If you have any queries regarding the drawings, please contact DIA immediately.
 - Please note DIA cannot be held responsible for any errors arising from changes made to an uncontrolled dwg file.

Rev	Date	Dwn	Auth	Revision

Rev	Date	Dwn	Auth	Revision
1	07-05-19	TOB	-	Corrected Information
0	03-04-19	TOB	RMD	Initial Issue - Planning

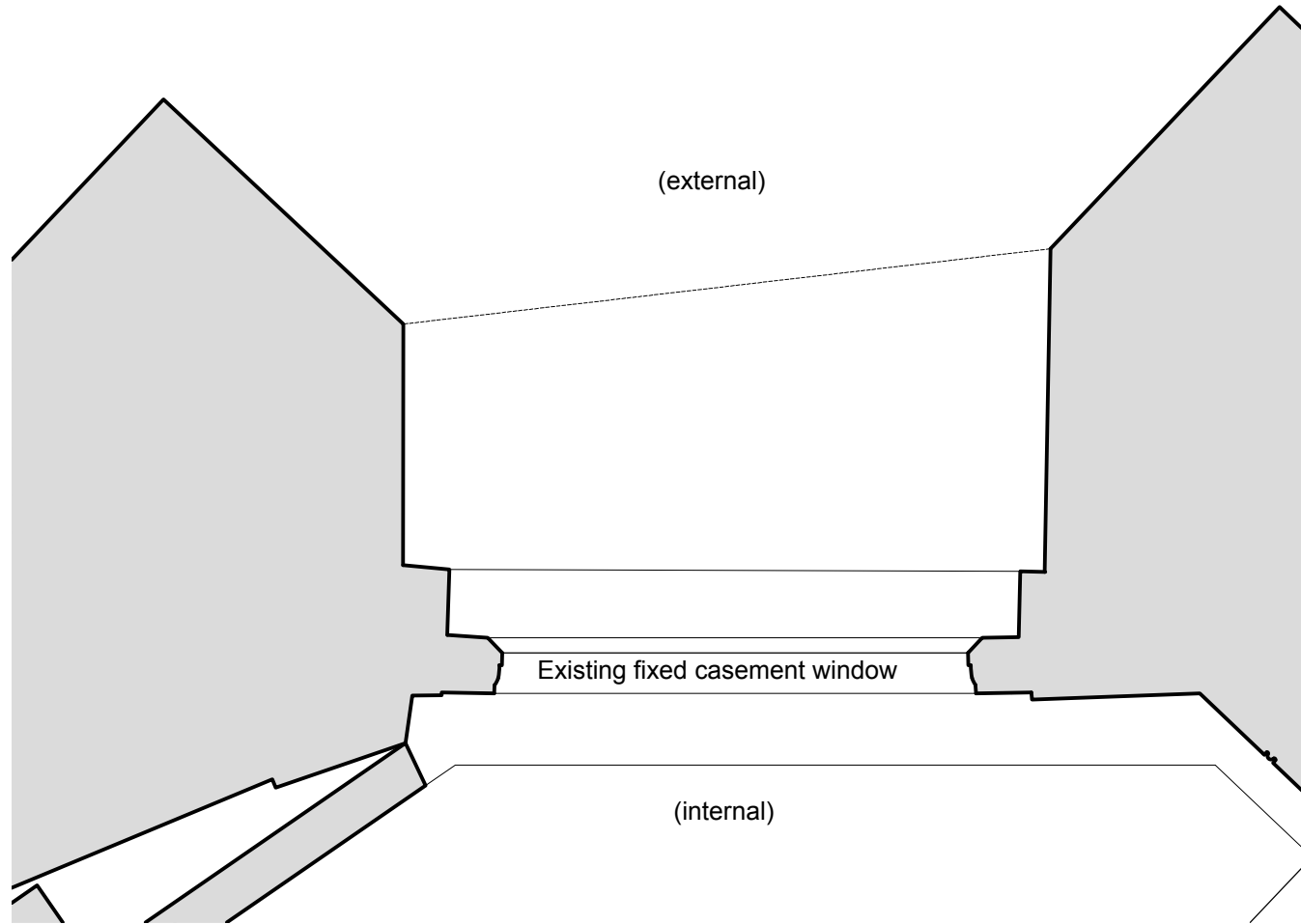
Donald Insall Associates
Chartered Architects and Historic Building Consultants

12 Devonshire Street
London W1G 7AB
(+44) 020 7245 9888
london@insall-architects.co.uk

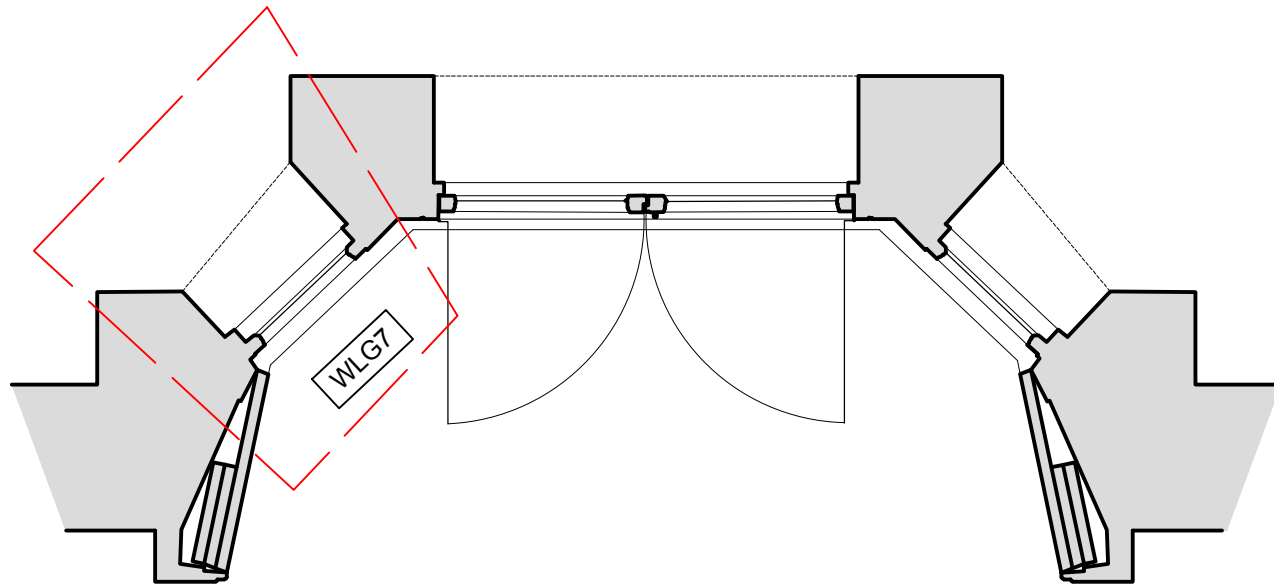
28 Park Village East, Camden

Project	PVE28	No	1715
Scale (A3)	1:10	Status	P
		Revision	1

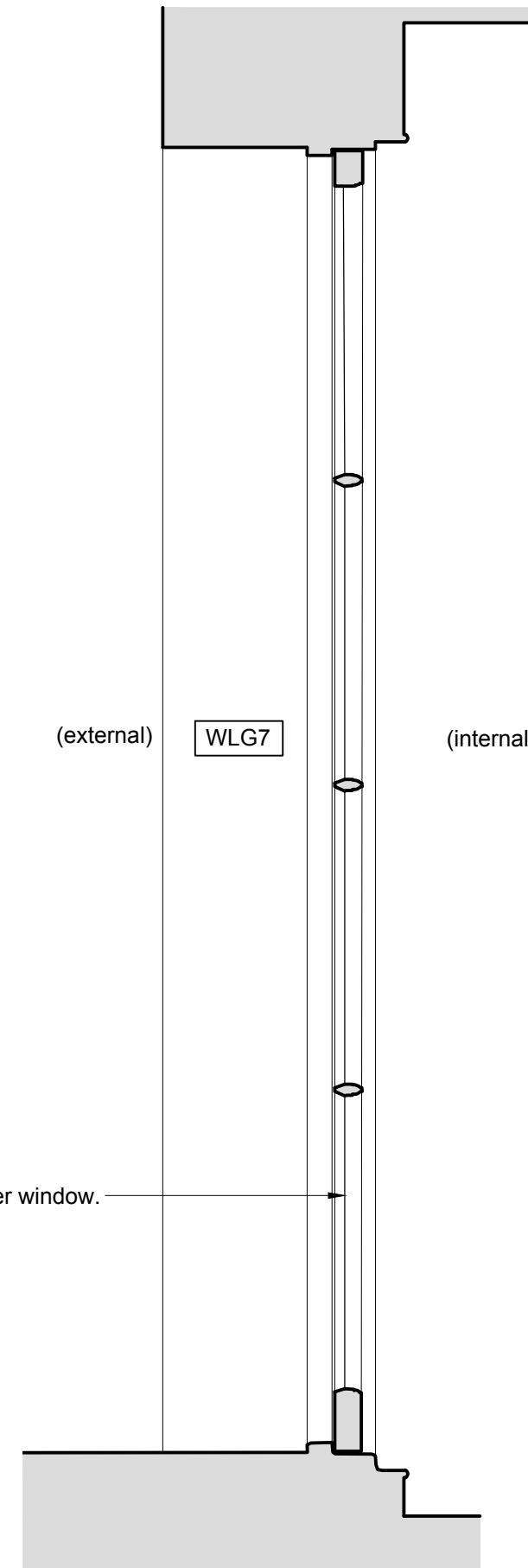
As Existing WLG9 -
East facing Bedroom Window



01 Detail
1716 1:5 @ A3



02 Existing Plan
1716 1:20 @ A3



03 Existing Section
1716 1:10 @ A3

Purpose of Issue:
FOR_PLANNING



- Notes
- Any dwg format drawing is to be read in conjunction with and at the scale of the accompanying pdf.
 - Where colours other than black or grey are used, the drawing must be plotted in colour.
 - For status 'C' (Construction) drawings all dimensions are to be checked on site by the contractor, scaling is for Local Authority purposes only.
 - Unless otherwise indicated, all dimensions are in millimeters.
 - All information on this drawing is to be read in conjunction with the relevant Donald Insall Associates specification and trade contractors' drawings and information by specialists.
 - In the event of any discrepancy, please contact us immediately.
 - This drawing may contain survey information by others and is to be used solely for the purposes for which it was issued.
 - These are uncontrolled documents issued for information purposes only. If you have any queries regarding the drawings, please contact DIA immediately.
 - Please note DIA cannot be held responsible for any errors arising from changes made to an uncontrolled dwg file.

Rev	Date	Dwn	Auth	Revision

Rev	Date	Dwn	Auth	Revision
1	07-04-19	TOB	-	Corrected Information
0	03-04-19	TOB	RMD	Initial Issue - Planning

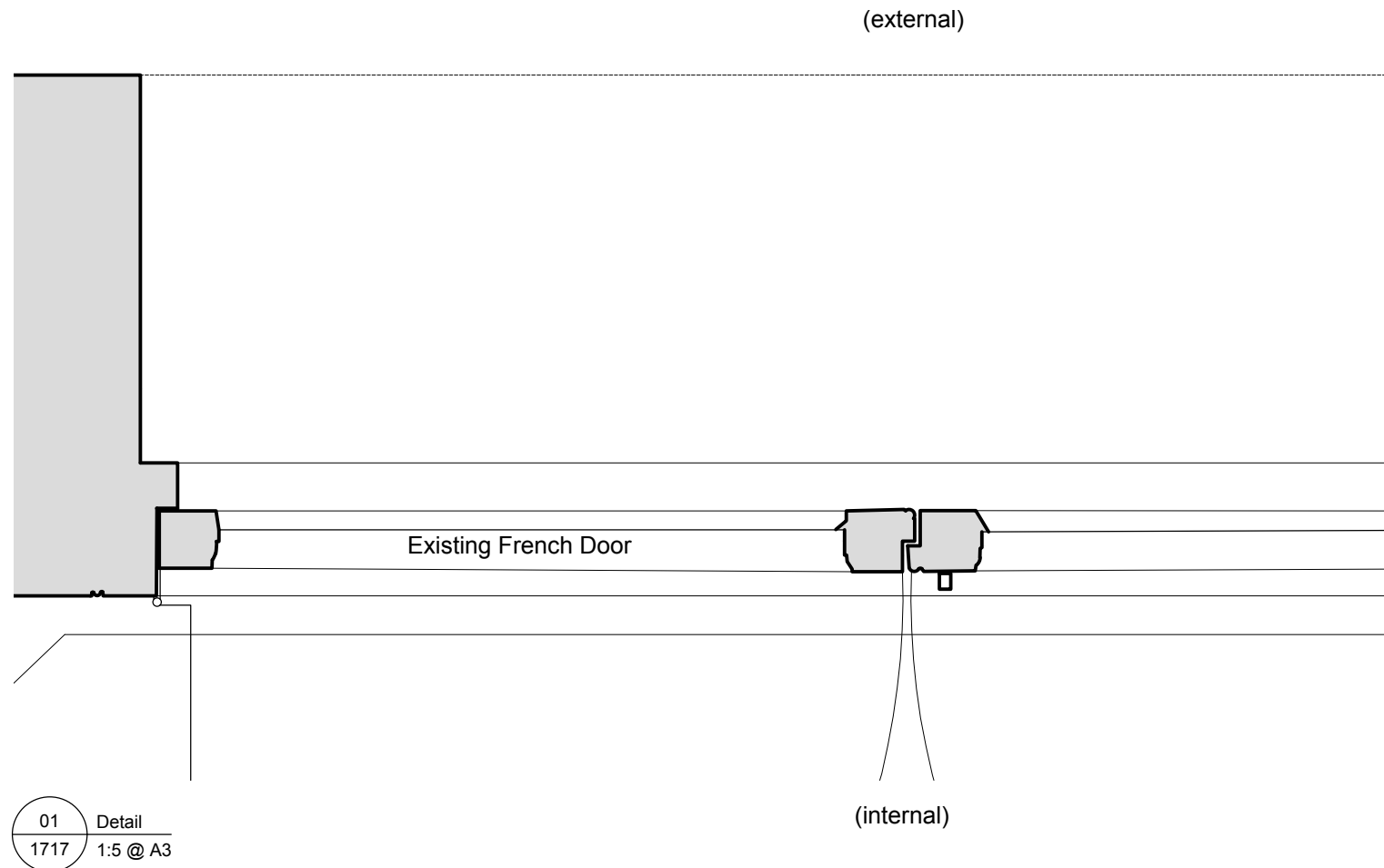
Donald Insall Associates
Chartered Architects and Historic Building Consultants

12 Devonshire Street
London W1G 7AB
(+44) 020 7245 9888
london@insall-architects.co.uk

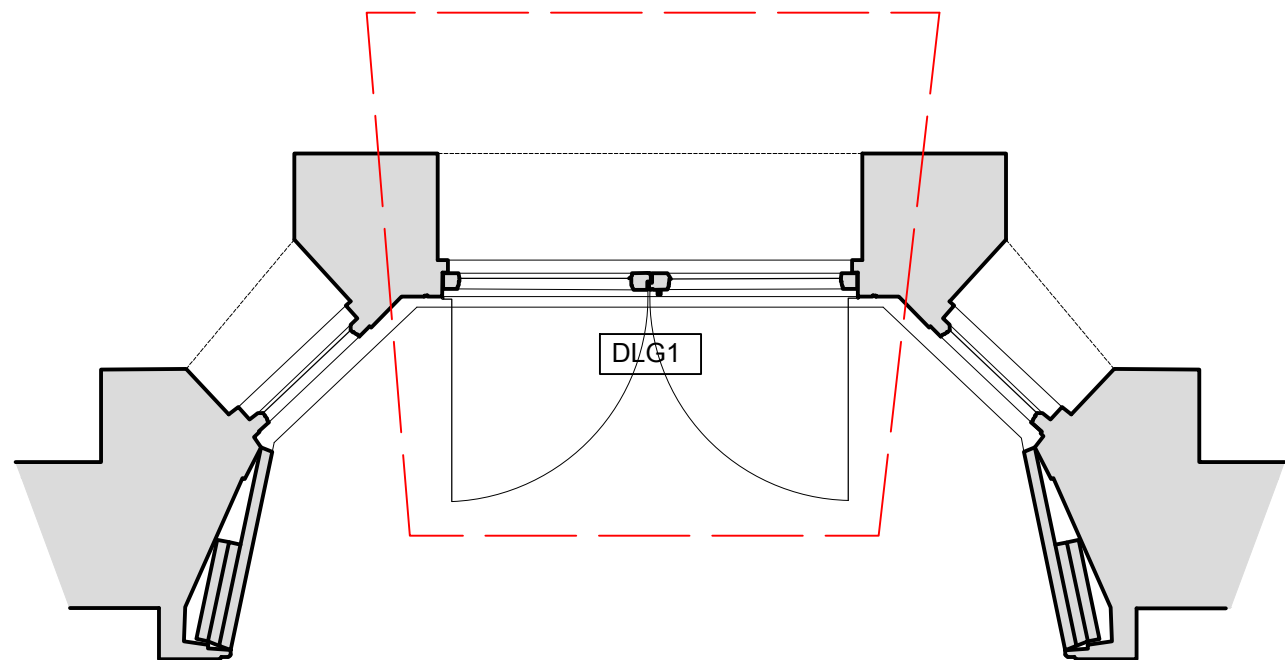
28 Park Village East, Camden

Project	PVE28	No	1716
Scale (A3)	1:10	Status	P
		Revision	1

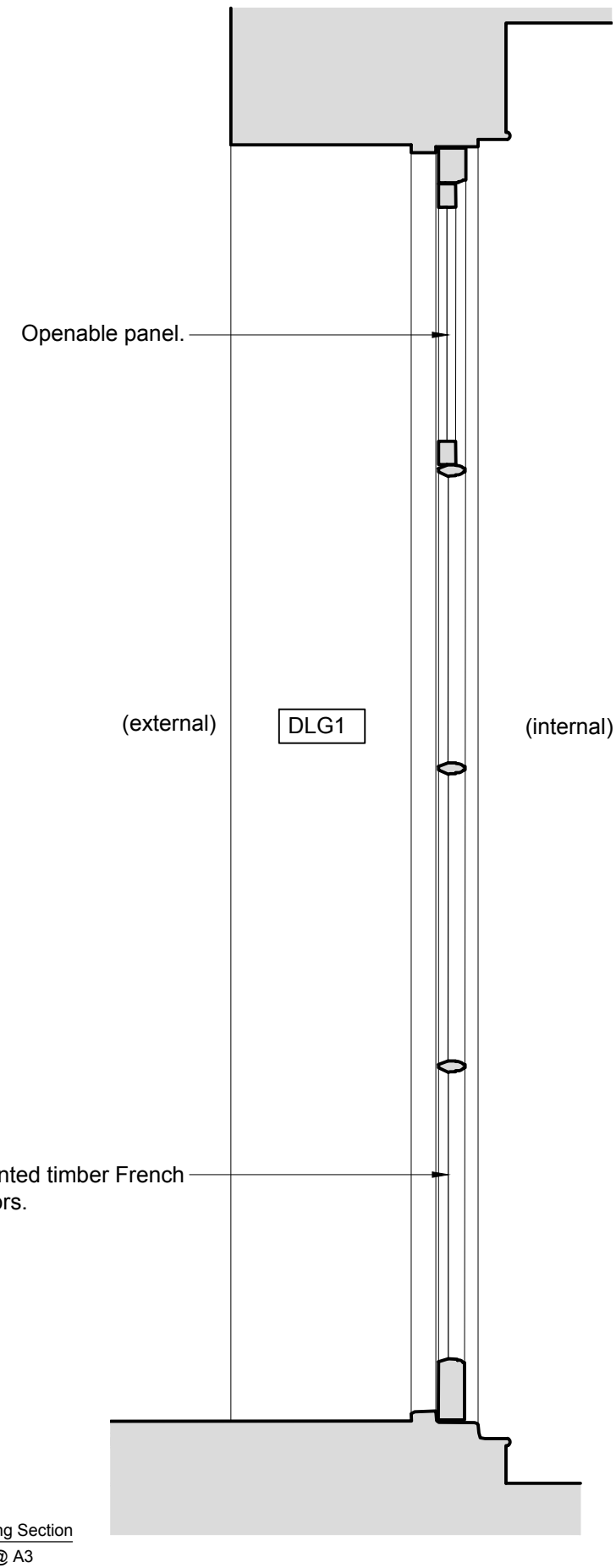
As Existing WLG7 -
South facing Nursery Window



01 Detail
1717 1:5 @ A3

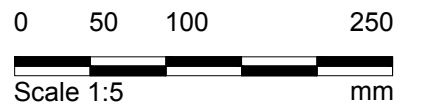


02 Existing Plan
1717 1:20 @ A3



03 Existing Section
1717 1:10 @ A3

Purpose of Issue:
FOR_PLANNING



Notes

- Any dwg format drawing is to be read in conjunction with and at the scale of the accompanying pdf.
- Where colours other than black or grey are used, the drawing must be plotted in colour.
- For status 'C' (Construction) drawings all dimensions are to be checked on site by the contractor, scaling is for Local Authority purposes only.
- Unless otherwise indicated, all dimensions are in millimeters.
- All information on this drawing is to be read in conjunction with the relevant Donald Insall Associates specification and trade contractors' drawings and information by specialists.
- In the event of any discrepancy, please contact us immediately.
- This drawing may contain survey information by others and is to be used solely for the purposes for which it was issued.
- These are uncontrolled documents issued for information purposes only. If you have any queries regarding the drawings, please contact DIA immediately.
- Please note DIA cannot be held responsible for any errors arising from changes made to an uncontrolled dwg file.

© 2017 DONALD INSALL ASSOCIATES LTD

Drawing Status

F Feasibility
S Sketch Design
P Planning
B Building Control
D Design Development
M Measurement
T Tender
C Construction
R Record

Rev	Date	Dwn	Auth	Revision
1	08-05-19	TOB	-	Corrected Information
0	03-04-19	TOB	RMD	Initial Issue - Planning

Donald Insall Associates
Chartered Architects and Historic Building Consultants

12 Devonshire Street
London W1G 7AB
(+44) 020 7245 9888
london@insall-architects.co.uk

28 Park Village East, Camden

As Existing DLG1 -
East facing Nursery French Doors

Project	PVE28	No	1717
Scale (A3)	1:10	Status	P
		Revision	1