


NOTES:

1. DRAWINGS TO BE USED FOR PLANNING PURPOSES ONLY. DO NOT SCALE FROM DRAWINGS. ALL DIMENSIONS TO BE CHECKED ON SITE BEFORE WORK BEGINS.

2. WORKS TO COMPLY WITH ALL RELEVANT BUILDING REGULATIONS AND CODES OF PRACTICE.



PAINTED TIMBER PNELED DOOR -
TO MATCH EXISTING DORS AT
SECOND FLOOR LEVEL



REVISIONS:

* PLANNING

PROJECT:

1 ETON VILLAS, BELSIZE PARK,
LONDON, NW3 4SX

DRAWING TITLE:

PROPOSED SECOND FLOOR DOOR
DETAIL

SCALE:

AS SHOWN

DATE:

MAY 2019

F I F E S T U D I O

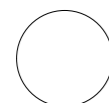
T: 07890794580 E: HELEN@FIFESTUDIO.COM

DWG NO.:


1EV-500

REV:

*



PROPOSED SECOND FLOOR DOOR ELEVATION
1:10 @ A3



PROPOSED SECOND FLOOR DOOR SECTION
1:10 @ A3