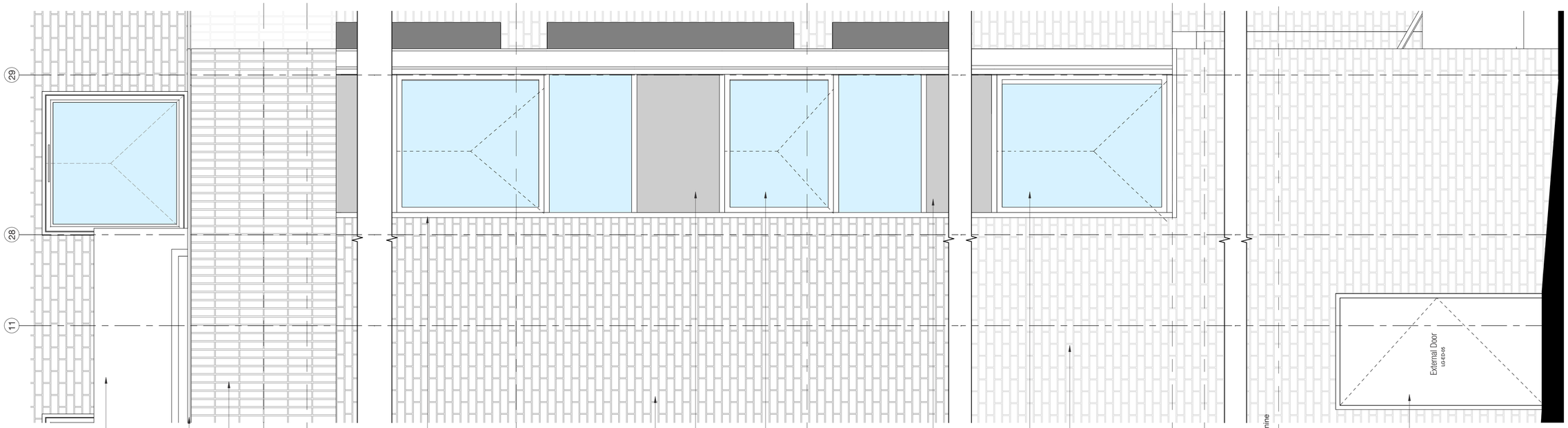

Bay Study 8 - Elevation

1 : 20

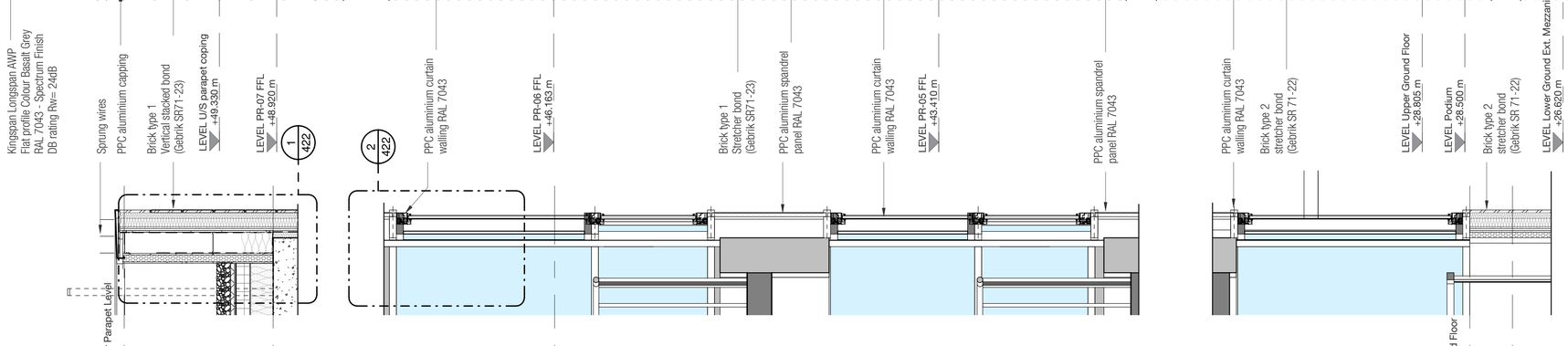

Bay Study 8 - Section 2

1 : 20

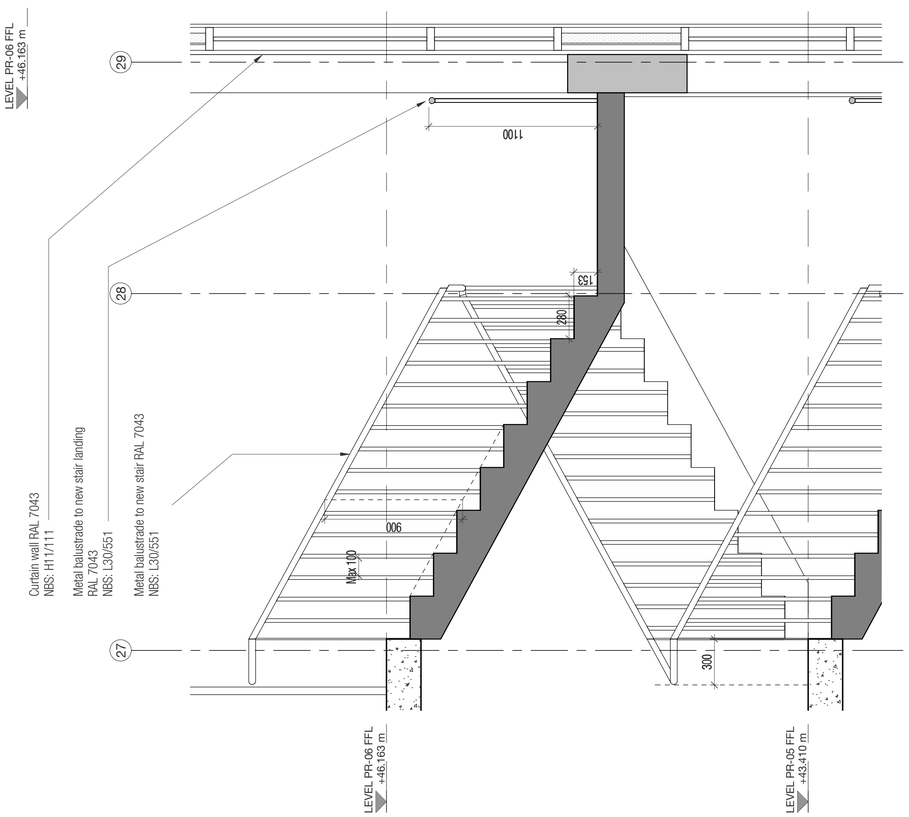

New Extension Stair Balustrade - Section 4

1 : 20

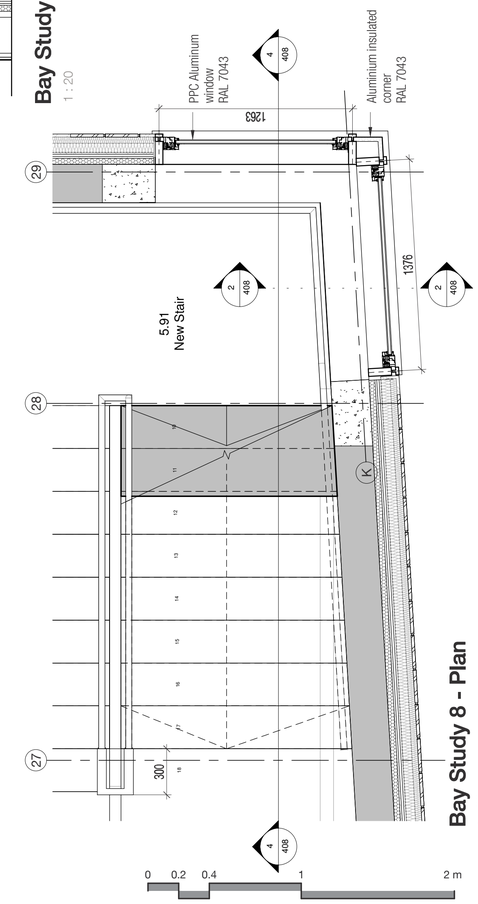

Bay Study 8 - Plan

1 : 20

REVISIONS

A	Updated to LB comments	14/08/18 OO AM
B	Updated to LB comments	13/11/18 OO AM
C	Sub frame window shown	19/11/18 OO MP

NOTES

(a) This drawing is a development of the design intent described in the Employer's Requirements. It incorporates confirmed methods of construction as set out in the Contractor's Proposals. Some elements are subject to specialist subcontractor design. Where specialist design input is required, this is indicated on the drawing.

(b) Elements of this drawing may need to be amended following receipt of specialist information, or may become superseded by specialist drawings.

(c) Do not scale from this drawing. Use figured dimensions only. All dimensions to be checked on site prior to the execution of any work. Where any discrepancy is found to exist within or between drawings and/or documents it should be reported to the Architect immediately. All references to drawings refer to current revision of the drawing.

(d) This drawing is to be read in conjunction with all other relevant Engineer's, M&E, Landscape and Specialist's drawings, demolition drawings and specifications. Structural and services information shown is indicative only. Refer to consultant's drawings for details.

(e) All work and materials to be in accordance with current applicable statutory legislation and comply with relevant codes of practice and British Standards. If in doubt, ask.

FOR CONSTRUCTION

DLA ARCHITECTURE
www.dla-architecture.co.uk
1 Naoroji Street | Clerkenwell
LONDON | WC1X 0GB
T : 0207 553 3030 E: info@dla-architecture.co.uk

PROJECT
Astor College, UCL

TITLE
Bay Study 8

SCALE
As indicated @ A1

DATE
05/31/16

DRAWN
INB

REVIEWED
MJP

DRAWING NO
2015.318_408

REVISION
C

FILE PATH
C:\Users\2015.318-B01-XX-M3-AR-Astor_odun.oredein.rvt