

Copyright: All rights reserved. This drawing must not be reproduced without permission.

Only the original drawing should be relied upon. Contractors, subcontractors and suppliers must verify all dimensions on site before commencing any work or making any shop drawings.

All shop drawings to be submitted to the architect for comment prior to fabrication.

This drawing is to be read in conjunction with the Architect's specification, bills of quantities / schedules, structural, mechanical & electrical drawings and all discrepancies are to be reported to the architect.

Do not scale from this drawing. Dimensions are in millimetres unless otherwise stated.

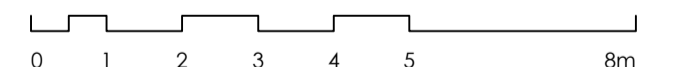

revision / date / amendments

- / 26/01/18 / - First Issue
- A / 02/02/18 / - Addition of acoustic wall near bar in Jazz bar
- B / 01/03/18 / 1. Indicative location of AHU + attenuator over stage.  
2. Window numbers updated in line with window schedule.
- C / 23/03/18 / 1. Tender Addendum (1). Indication of 4 post truss fixed at stage level for integrated automatic retractable acoustic baffles and integrated lighting rig.  
2. Tender Addendum (2). New AHU + Attenuator over stage to be hung to existing relocated secondary beams in Flytower.
- D / 12/04/18 / - Window and door numbers updated
- E / 01/06/18 / 1. Indication of 4 post truss fixed at stage level for integrated automatic retractable acoustic baffles and integrated lighting rig.  
2. New AHU + Attenuator over stage to be hung to existing relocated secondary beams in Flytower.
- F / 05/07/18 / - Updated stage 4 fit out interior and kitchen layouts.
- G / 31/07/18 / 2.2. Alteration to ventilation Strategy to allow higher ceiling heights  
2.3. Alteration to ventilation Strategy to allow higher ceiling heights  
2.4. Alteration to ventilation Strategy  
2.5. New Sash Windows to facade  
2.7. Louver added to elevation for ventilation to WC's
- H / 15/08/18 / - Colour coding added to revised drawing Rev G
- I / 29/01/19 / - Retrospective Planning for Dome Propping up works.

LEGEND

- Proposed Works
- Existing Building Fabric KOKO née Camden Palace Theatre (1900)
- Existing Building Fabric Hope & Anchor (approx. 1850)
- Existing Building Fabric Bayham Place (from 1875)
- Existing Modern Building Fabric Bayham Place (from 2006)
- Building Fabric to be demolished
- Demolition of Flooring / Elevation / Wall
- Proposed Excavation
- Remove and retain in alternate location
- Retain and protect existing
- Retain, make good, ease and adjusted
- Means of escape Route
- Private Members Route
- Koko Customer Route
- Public Route
- Artist Route
- Proposed Riser
- Proposed Risers Above
- Room Number
- Door Number
- Window Number
- Hope & Anchor Demise
- Koko Demise
- 1 Bayham Street & 65 Bayham Place Demise
- Blue Roof
- Original brickwork exposed

29.01.19



PLANNING

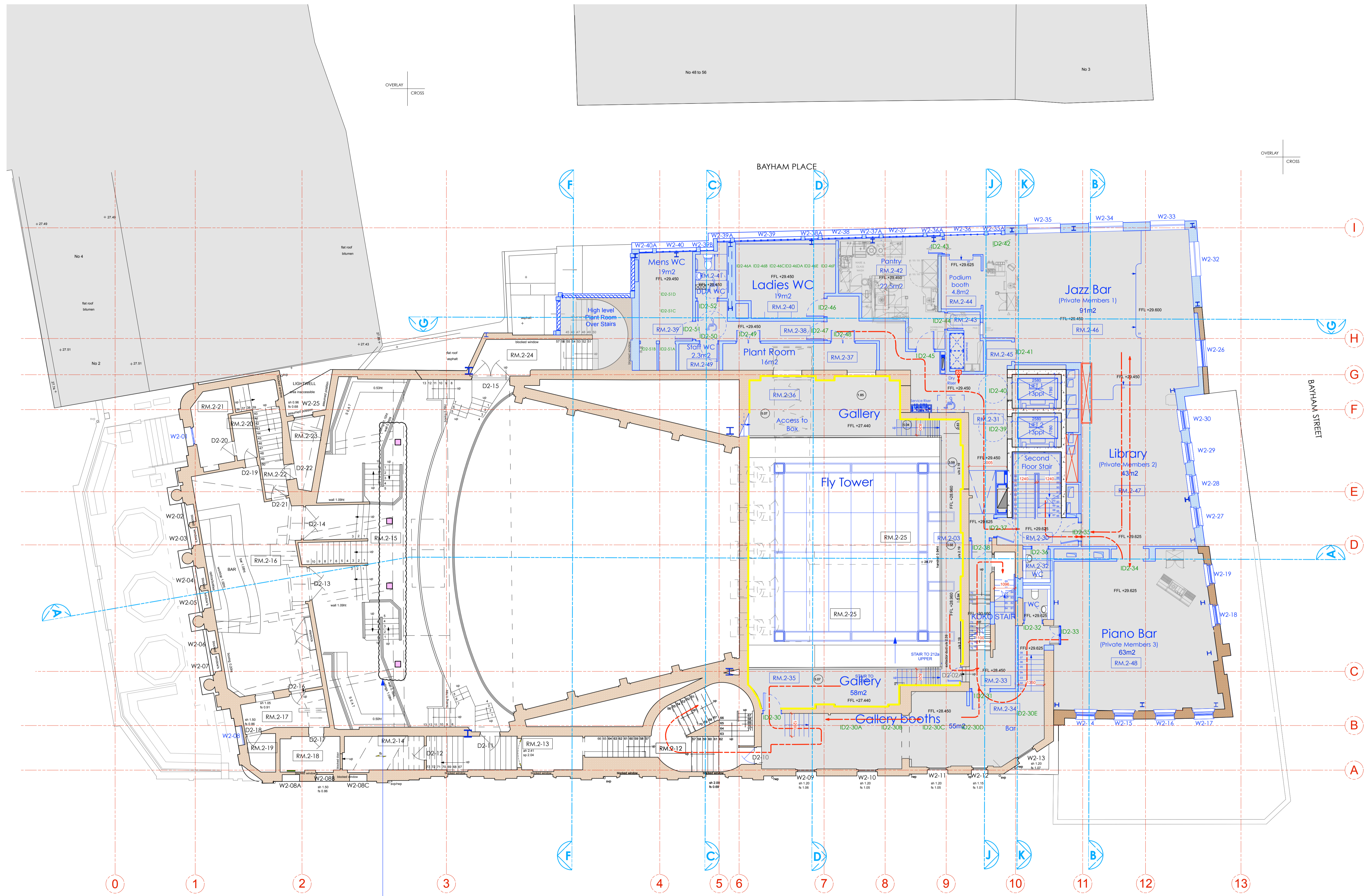
Archer Humphries Architects

Basement  
Central House  
142 Central Street  
London, United Kingdom  
EC1V 8AR  
T: +44 (0) 20 7251 8555

project title

KOKO + Hope & Anchor + Bayham Place  
Camden, London

drawing title	scale	date
Proposed Second Floor Plan	1:100 (A1)	13.04.17
drawing number	drawn / checked	FR/PC
AVA/KKG/GA/102	revision	1



PROPOSED TEMPORARY PROPPING UP WORKS TO DOME TRUSS.