

Copyright: All rights reserved. This drawing must not be reproduced without permission.

Only the original drawing should be relied upon. Contractors, subcontractors and suppliers must verify all dimensions on site before commencing any work or making any shop drawings.

All shop drawings to be submitted to the architect for comment prior to fabrication.

This drawing is to be read in conjunction with the Architect's specification, bills of quantities / schedules, structural, mechanical & electrical drawings and all discrepancies are to be reported to the architect.

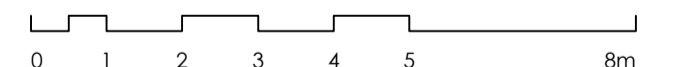

Do not scale from this drawing. Dimensions are in millimetres unless otherwise stated.

revision / date / amendments	First Issue
- / 26/01/18 /	- Addition of acoustic wall near bar in Jazz bar
A / 02/02/18 /	1. Indicative location of AHU + attenuator over stage.
B / 01/03/18 /	2. Window numbers updated in line with window schedule.
C / 23/03/18 /	1. Tender Addendum (1). Indication of 4 post truss fixed at stage level for integrated automatic retractable acoustic baffles and integrated lighting rig.
D / 12/04/18 /	2. Tender Addendum (2). New AHU + Attenuator over stage to be hung to existing relocated secondary beams in Flytower.
E / 01/06/18 /	Window and door numbers updated Listed Building Application 1. Indication of 4 post truss fixed at stage level for integrated automatic retractable acoustic baffles and integrated lighting rig. 2. New AHU + Attenuator over stage to be hung to existing relocated secondary beams in Flytower.

LEGEND

- Proposed Works
- Existing Building Fabric KOKO née Camden Palace Theatre (1900)
- Existing Building Fabric Hope & Anchor (approx. 1850)
- Existing Building Fabric Bayham Place (from 1875)
- Existing Modern Building Fabric Bayham Place (from 2006)
- Building Fabric to be demolished
- Demolition of Flooring / Elevation / Wall
- Proposed Excavation
- Remove and retain in alternate location
- Retain and protect existing
- Retain, make good, ease and adjusted
- Means of escape Route
- Private Members Route
- Koko Customer Route
- Public Route
- Artist Route
- Proposed Riser
- Proposed Risers Above
- RM.4-06 Room Number
- D4-02 Door Number
- W4-05 Window Number
- Hope & Anchor Demise
- Koko Demise
- 1 Bayham Street & 65 Bayham Place Demise
- Blue Roof
- Original brickwork exposed

01.06.18

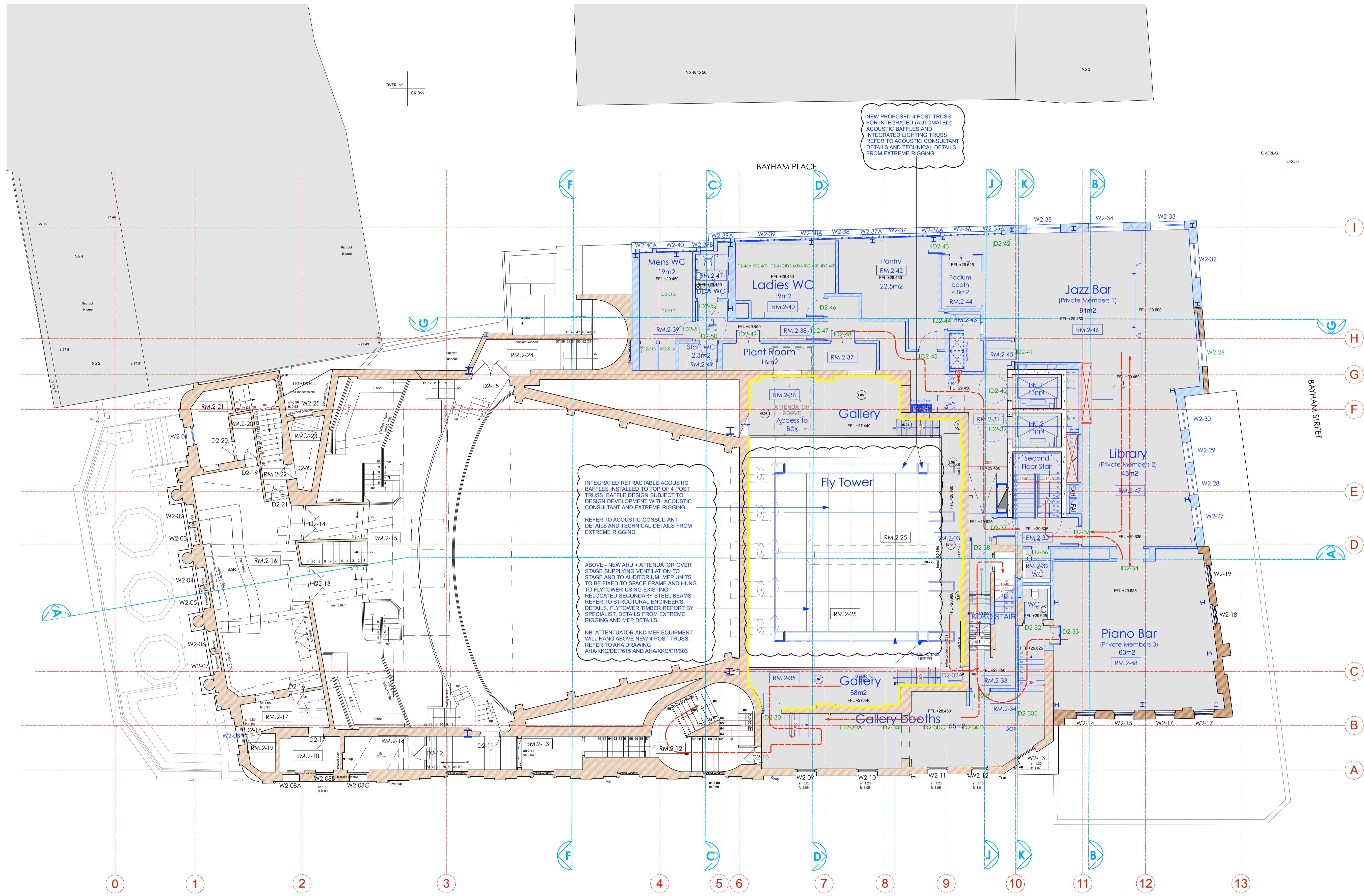


STAGE 4

Archer Humphries Architects

Basement
Central House
142 Central Street
London, United Kingdom
EC1V 8AR
T: +44 (0) 20 7251 8555

project title	
KOKO + Hope & Anchor + Bayham Place Camden, London	
drawing title	scale date
Proposed Second Floor Plan	1:100 A1 13.04.17
drawing number	drawn checked
AHA/KKG/GA/102	FR/PC DA
	revision
	E



NEW PROPOSED 4 POST TRUSS FOR INTEGRATED (AUTOMATED) ACOUSTIC BAFFLES AND INTEGRATED LIGHTING TRUSS. REFER TO ACOUSTIC CONSULTANT DETAILS AND TECHNICAL DETAILS FROM EXTREME RIGGING

INTEGRATED RETRACTABLE ACOUSTIC BAFFLES INSTALLED TO TOP OF 4 POST TRUSS. BAFFLE DESIGN SUBJECT TO DESIGN CONSULTANT AND EXTREME RIGGING. REFER TO ACOUSTIC CONSULTANT DETAILS AND TECHNICAL DETAILS FROM EXTREME RIGGING

ABOVE - NEW AHU + ATTENUATOR OVER STAGE SUPPLYING VENTILATION TO STAGE AND TO AUDITORIUM. MEP UNITS TO BE FIXED TO SPACE FRAME AND HUNG TO FLYTOWER USING EXISTING RELOCATED SECONDARY STEEL BEAMS. REFER TO STRUCTURAL ENGINEER'S DETAILS, FLYTOWER TIMBER REPORT BY SPECIALIST. DETAILS FROM EXTREME RIGGING AND MEP DETAILS.

NB: ATTENUATOR AND MEP EQUIPMENT WILL HANG ABOVE NEW 4 POST TRUSS. REFER TO AHA DRAWING AHA/KKG/DET/1815 AND AHA/KKG/PR/303

NEW PROPOSED 4 POST TRUSS FOR INTEGRATED (AUTOMATED) ACOUSTIC BAFFLES AND INTEGRATED LIGHTING TRUSS. REFER TO ACOUSTIC CONSULTANT DETAILS AND TECHNICAL DETAILS FROM EXTREME RIGGING

OVERLAY CROSS

OVERLAY CROSS

OVERLAY CROSS

CROWDALE ROAD

BAYHAM PLACE

BAYHAM STREET