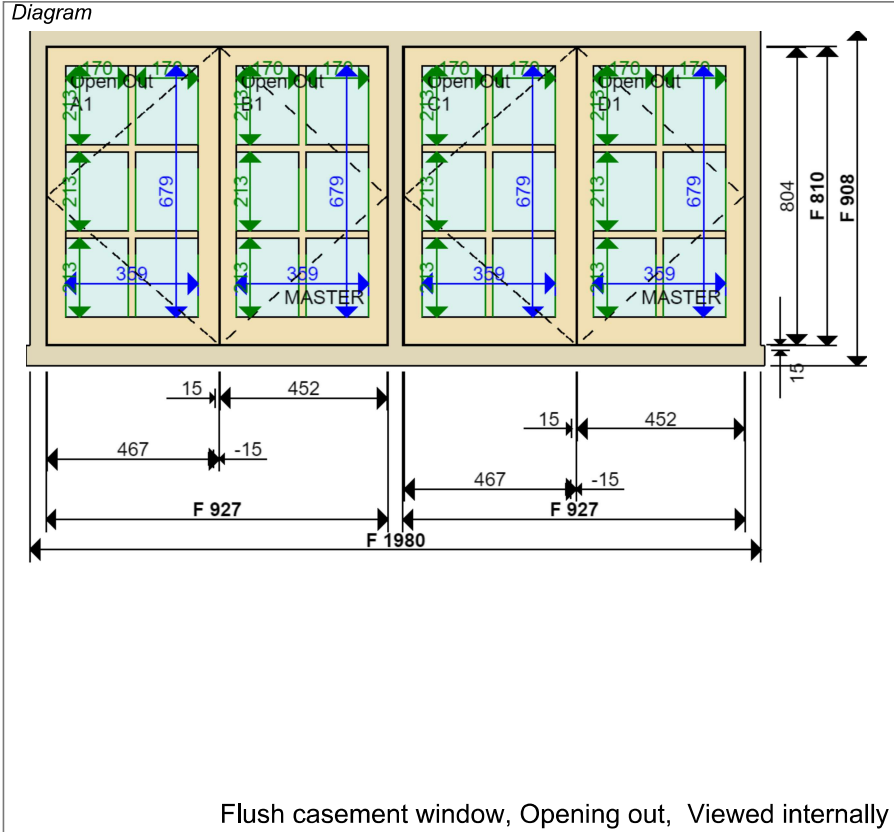




JOINERY DETAIL SHEET

1 Complete New Flush Casement Window (Non DocL)

Customer Johnson	Job No D33021	Item No 9	Sheet 1 of 3
-----------------------------------	--------------------------------	----------------------------	-------------------------------



Sectional Details	
Frame in Kit Form	
Frame Stop	Ovolo
Finished Frame Head	93 x 58 mm
Finished Frame Jamb	93 x 58 mm
Finished Mullion	93 x 70 mm
Finished Cill	145 x 70 mm (10 mm horn)
	
Sash Head	50 mm
Sash Stile	50 mm
Sash Btm Rail (int)	75 mm Stepped
Sash Midrail	103 mm incl. 3 mm gap
Sash Thickness	48 mm
	

Location
Third Floor RHS Sitting Room

Material Accoya sashes, Accoya frame, Hardwood cill	Quantity 1
--	-----------------------------

Glazing Bar	20 mm with 4 mm Nib
Profile	Ovolo
Moulding Cutter	6 x 13 with 16 mm shoulder
Glazing Rebate	8 x 17 mm

Ironmongery 4 x Casement Stay Pin Locking BA 4 x Casement Window Lock White 4 x Egress Casement Lock BA Matt Black 8 x Hinge Butt SC 3 inch 4 x Lock Chubb Window Key

Glazing Single Glazed	
Case 6.4mm Clear Laminat	
Dry Seal	White Tape Internally

Paint Finish Internal Standard White External Standard White

Production Notes
KIT FORM FRAME DUE TO RESTRICTED STAIRWELL ACCESS.

2 | 13 | 16 | 17

Installation Notes
Installed: Externally
[Frame in Kit Form]
1. CAREFULLY REMOVE THE LINER BETWEEN THE SHELF AND EXISTING WINDOWBOARD ON THE LHS. REINSTATE LINER ONCE WINDOW AND NEW WINDOWBOARD ARE FITTED.
2. CEMENT FILLET EXTERNALLY. ACRYLIC SEAL INTERNALLY.
3. FIT DRIP.
4. TRANSFER STAYS AND HANDLES.
5. FIT WINDOWBOARD AND QUADS.

Job Tracking Order received: 26-02-2019 Sold by: David Farebrother Surveyed by: Chris Jewiss	Print date: 23-04-2019 Last modified by: Chris Jewiss Last modified date: 23-04-2019
--	--

External Access: Scaffold by Customer

JOHNSON

JOB NO: 33021

SHEET 2 OF 3

Drawn by	C JEWISS
Scale	1:10 at A3
Issue No	01
Date:	MAR 2019

Material: See sheet 1

Finish - Int:See sheet 1
Ext:See sheet 1

Glass - See sheet 1

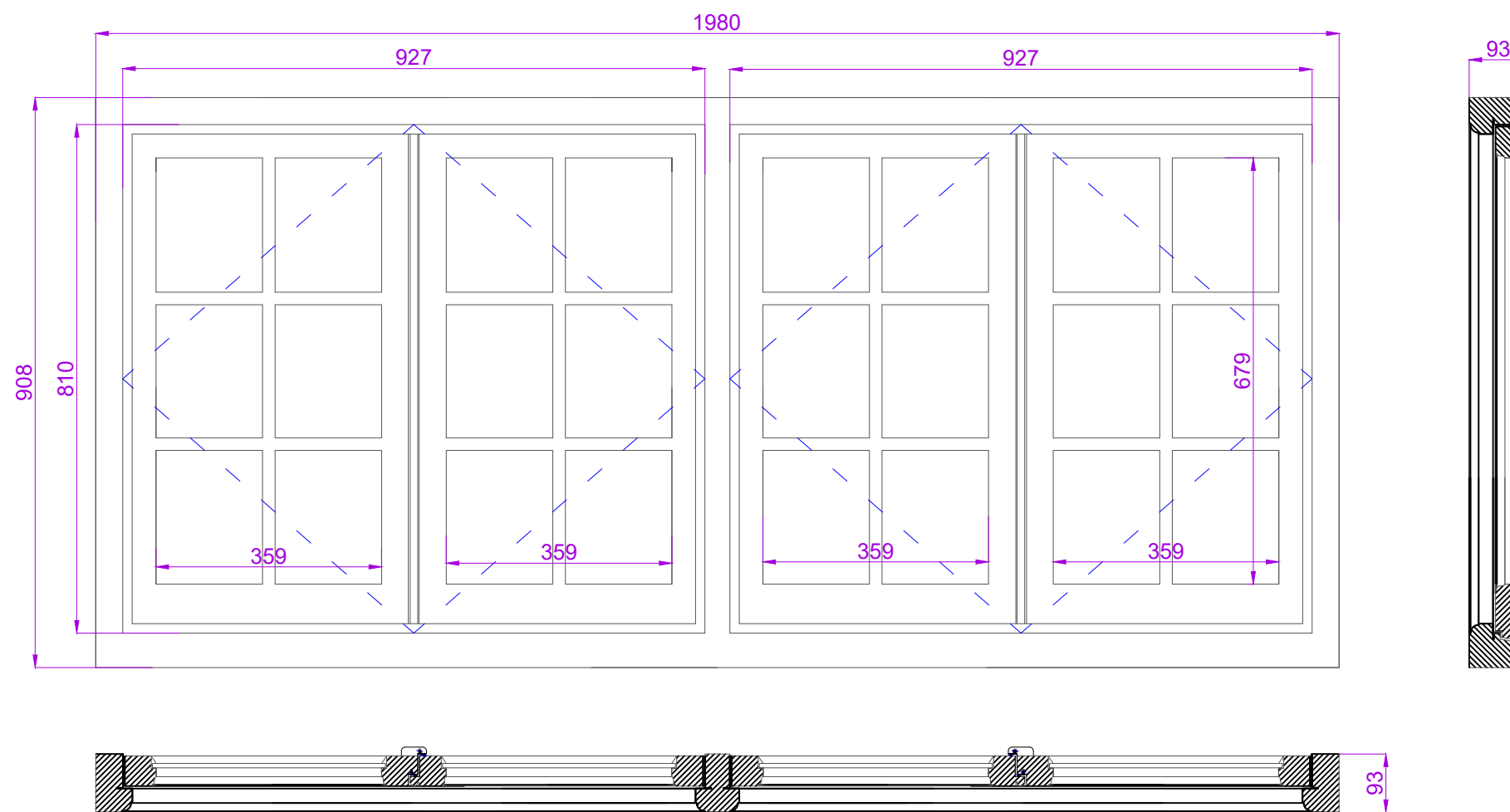
0 METRIC SCALE 1:10 ON A3

500mm

1000mm

INTERNALLY VIEWED

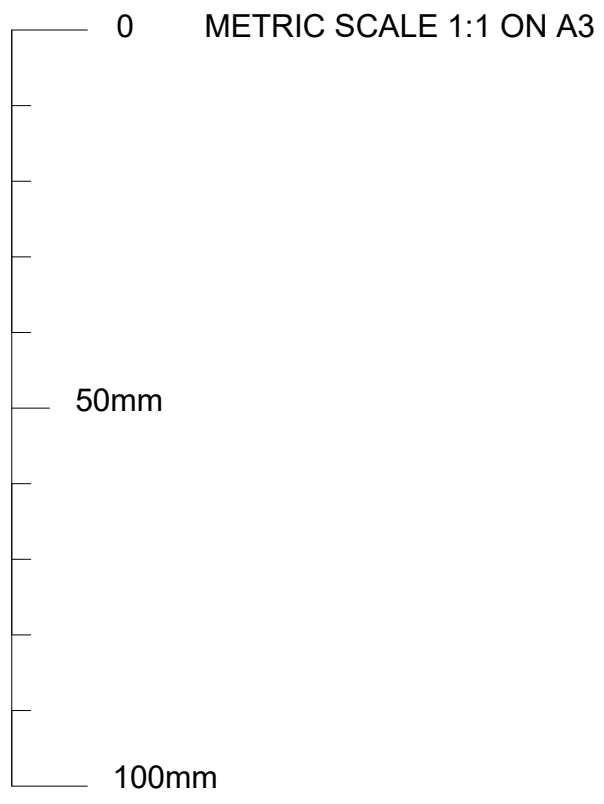
SCALE 1:10 ON A3



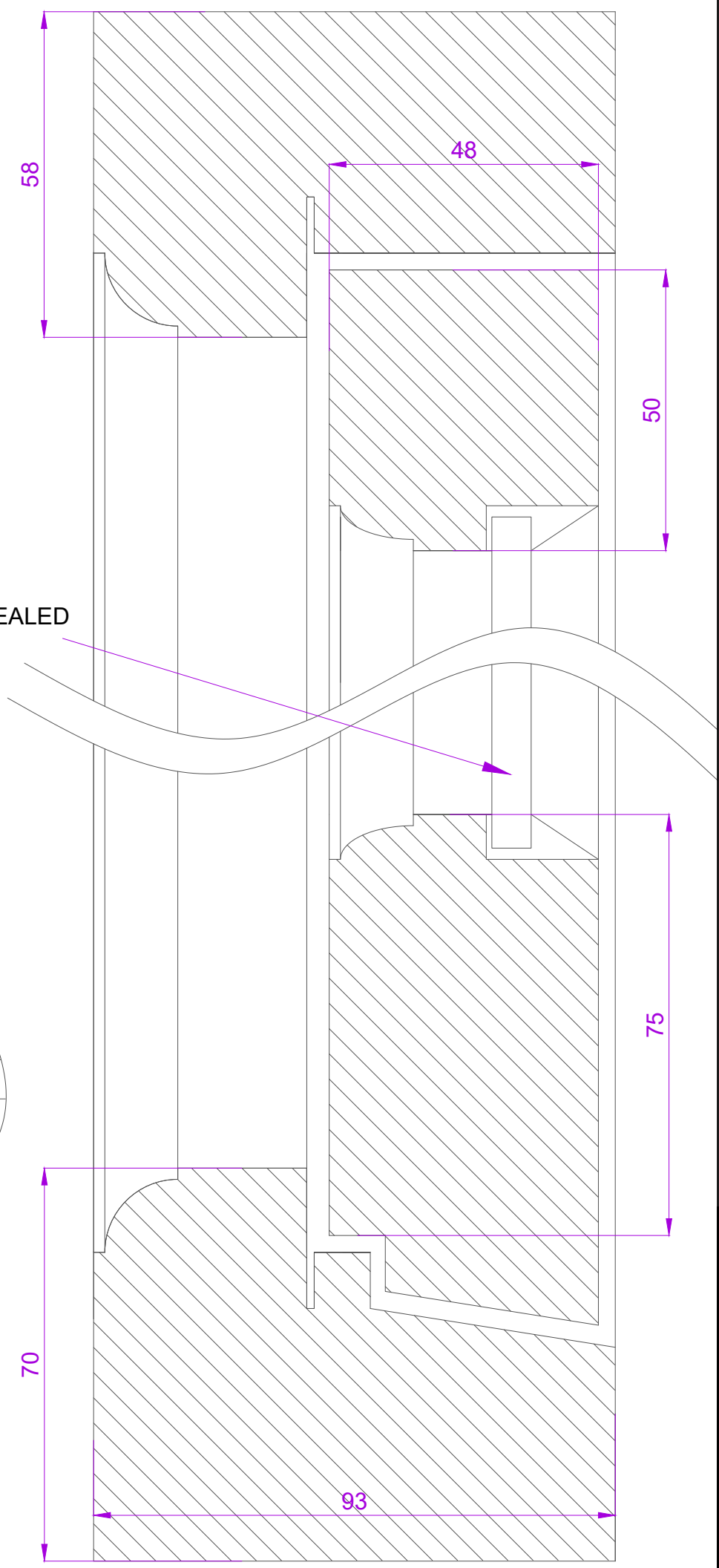
The Sash Window Workshop
4 Kiln lane,
Bracknell,
Berkshire RG12 1NA
tel: +44 (0)1344 868668
fax: +44 (0)1344 868858
email: jewissc@sashwindow.com

THIRD FLOOR
RHS SITTING ROOM

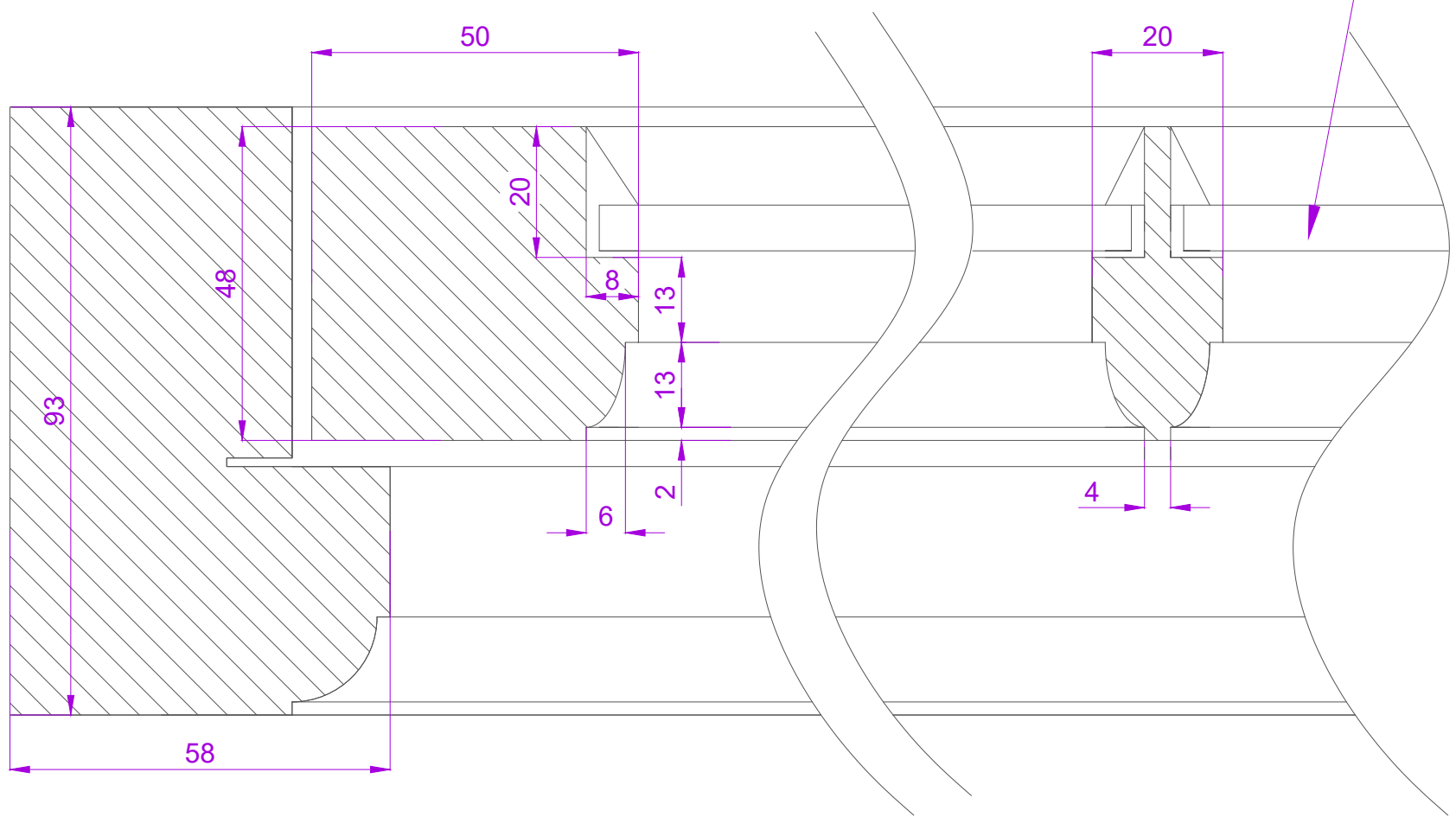
ITEM 9



SECTION THROUGH FRAME HEAD AND CILL
SCALE 1:1 ON A3



SECTION THROUGH FRAME JAMB AND GLAZING BAR
SCALE 1:1 ON A3



JOHNSON
JOB NO: 33021
SHEET 3 OF 3

Drawn by	C JEWISS
Scale	1:1 at A3
Issue No	01
Date:	MAR 2019

Material: See sheet 1

Finish - Int:See sheet 1
Ext:See sheet 1

Cill Finish:
Glass - See sheet 1

The Sash Window Workshop
4 Kiln lane,
Bracknell,
Berkshire RG12 1NA
tel: +44 (0)1344 868668
fax: +44 (0)1344 868858
email: jewissc@sashwindow.com

SECOND/THIRD FLOOR
RHS BEDROOM 2/
SITTING ROOM
ITEM 7 & 9