

LOCATION PLAN

rev date details by

Disclaimer

This drawing should not be scaled.

The contractor is to check all dimensions on site and inform the contract administrator/project manager of any discrepancies.

All work is to comply in every aspect with the Building Regulations, Codes of Practice and British Standards.

This drawing is to be read in conjunction with all other contract drawings and specifications.

This drawing is copyrighted and must not be reproduced in any format or disclosed to any third party without the written consent of Tuffin Fernaby Taylor LLP.

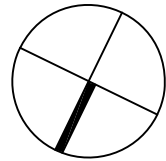
CLIENT United Grand Lodge of England
 PROJECT UGLE Gallery Suite
 DRAWING Ground Floor - Demolition Plan Part B



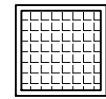
DRAWN
 SCALE @ A3 1:100
 DATE JAN 18

PROJECT No. 170296
 DRAWING No. D05
 REV

Annex III (3): Existing Reflected Ceiling Plans: Ground Floor



LEGEND



= Air Intake Vent



= Suspended Lights



= Bulkhead Lights (E Signifies "Emergency")



= Recessed Circular Downlighters



= Smoke Detector



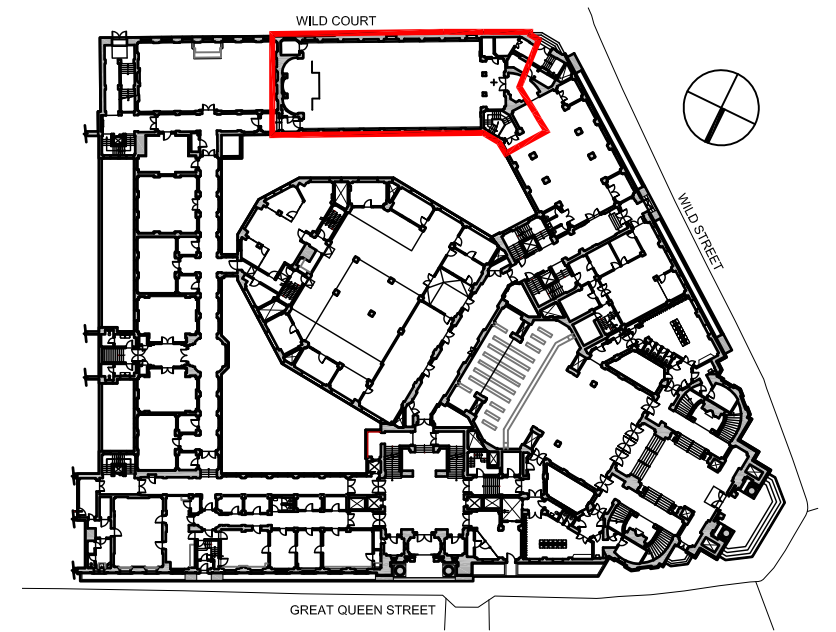
= Perimeter Lighting (Display)



= Fluorescent Lamp



= Suspended Circular Light



LOCATION PLAN



rev date details by

Disclaimer

This drawing should not be scaled.

The contractor is to check all dimensions on site and inform the contract administrator/project manager of any discrepancies.

All work is to comply in every aspect with the Building Regulations, Codes of Practice and British Standards.

This drawing is to be read in conjunction with all other contract drawings and specifications.

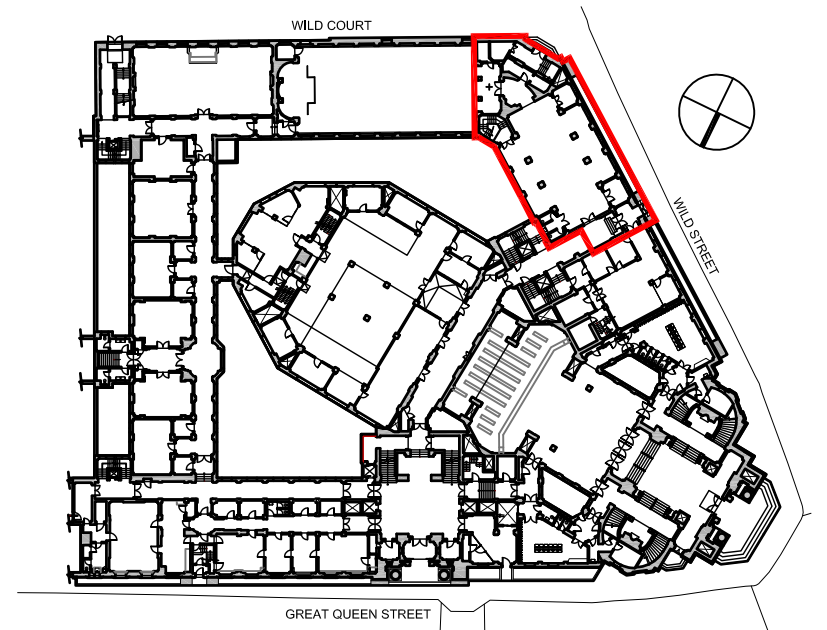
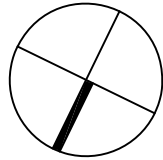
This drawing is copyrighted and must not be reproduced in any format or disclosed to any third party without the written consent of Tuffin Ferraby Taylor LLP.

CLIENT United Grand Lodge of England
PROJECT UGLE Gallery Suite
DRAWING Ground Floor - Part A Existing Reflected Ceiling Plan

DRAWN
SCALE @ A3 1:100
DATE JAN 18

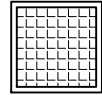

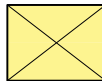

PROJECT No. 170296
DRAWING No. RC01
REV





LOCATION PLAN

LEGEND

-  = Air Intake Vent
-  = Suspended Lights
-  = Bulkhead Lights (E Signifies "Emergency")
-  = Suspended Circular Light

Downstand beams.

Ventilation grille.

rev date details by

Disclaimer

This drawing should not be scaled.

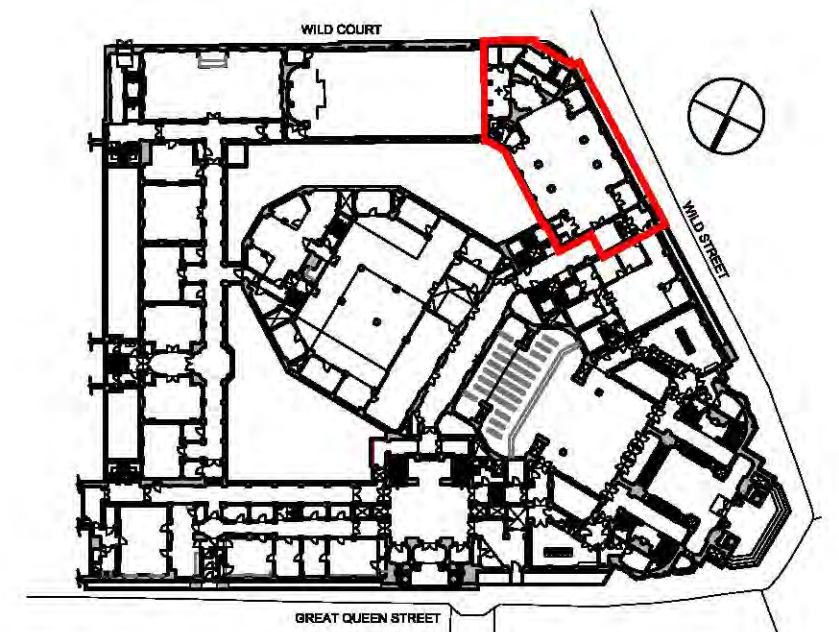
The contractor is to check all dimensions on site and inform the contract administrator/project manager of any discrepancies.

All work is to comply in every aspect with the Building Regulations, Codes of Practice and British Standards.

This drawing is to be read in conjunction with all other contract drawings and specifications.






This drawing is copyrighted and must not be reproduced in any format or disclosed to any third party without the written consent of Tuffin Ferraby Taylor LLP.

Annex III (4): Proposed Reflected Ceiling Plans: Ground Floor



LOCATION PLAN

LEGEND

-  = Air Intake Vent
-  = Suspended Lights
-  = Bulkhead Lights (E Signifies "Emergency")
-  = Additional Bulkhead Lights To Match Existing
-  = Suspended Circular Light

NOTE:-
Take down existing fittings, reglaze where existing glass discoloured.
Clean and refurbish lights.
(Do same in LR1 to 9 of the 10 lamps).

Downstand beams.

Ventilation grille.

rev date details by

Disclaimer
This drawing should not be scaled.
The contractor is to check all dimensions on site and inform the contract administrator/project manager of any discrepancies.
All work is to comply in every aspect with the Building Regulations, Codes of Practice and British Standards.
This drawing is to be read in conjunction with all other contract drawings and specifications.
This drawing is copyrighted and must not be reproduced in any format or disclosed to any third party without the written consent of Tuffin Fernley Taylor LLP.

CLIENT United Grand Lodge of England
PROJECT UGLE Gallery Suite
DRAWING Ground Floor - Part B Proposed Reflected Ceiling Plan
DRAWN
SCALE © A3 1:100
DATE JAN 18



PROJECT No. 170296
DRAWING No. RCP02
REV

Annex III (5): Existing Light Well Plan: Basement