PHOTO 45

PHOTO 44

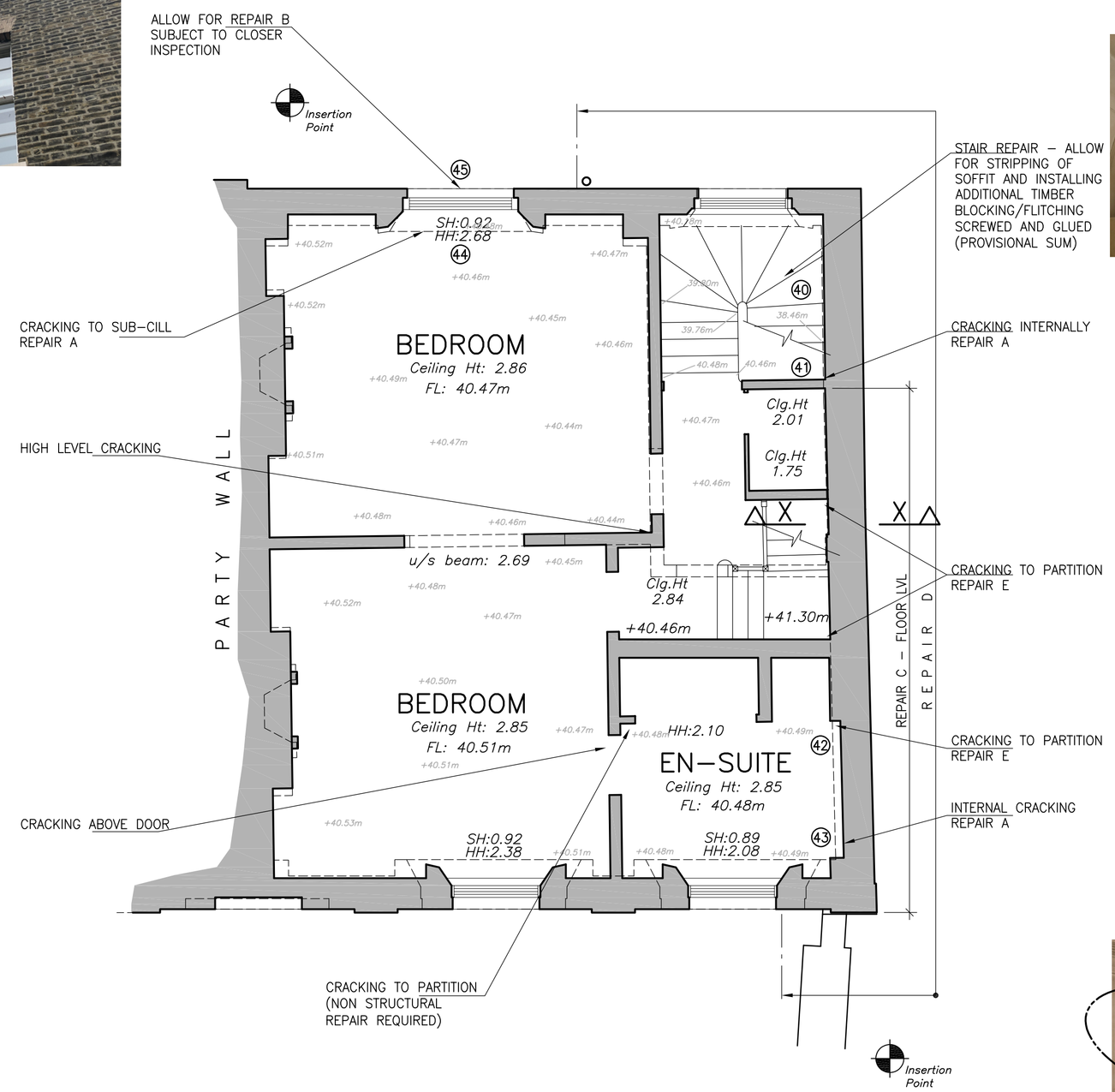

PHOTO 40

PHOTO 41



PHOTO 42

PHOTO 43

REPAIR SCHEDULE

Repair A
Hack off plaster to full length of crack. Replace any cracked bricks using NHL 3.5 mortar in 1:2½ mix. Install helibar every third course of brick in accordance with manufacturers details and instructions. Make good plaster and finishes for completion.

Repair B
Repair as schedule A but with external stucco/render. Make good stucco/render and decorate on completion.

Repair C
Install helifix bowties and bowtie HD's to floor, including noggins, fully in accordance with manufacturers instructions at approx 1200mm centres.

Repair D
Form helibeam bar bands from 4 no. bars in 5mm stainless steel at 225mm vertical centres fully in accordance with manufacturers instructions at each floor plate.

Repair E
Strip back plaster and finishes. Fix existing timber stud back to flank wall with resin bolts – see details.

Repair F
Hack off plaster fro brickwork inspection. Allow for partial rebuild/making good of masonry and possible additional helibar to two faces as per repair A

ALBANY STREET

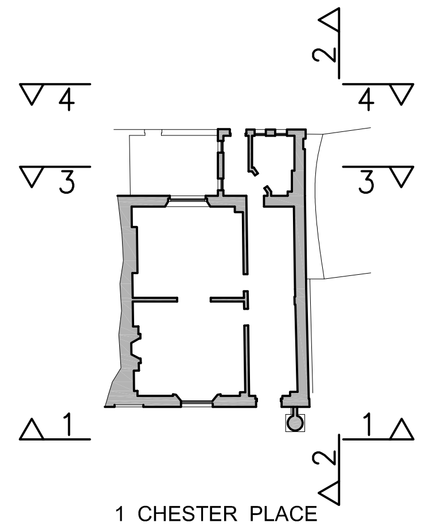

1 CHESTER PLACE
KEY PLAN

EXISTING SECOND FLOOR PLAN
SCALE 1:50

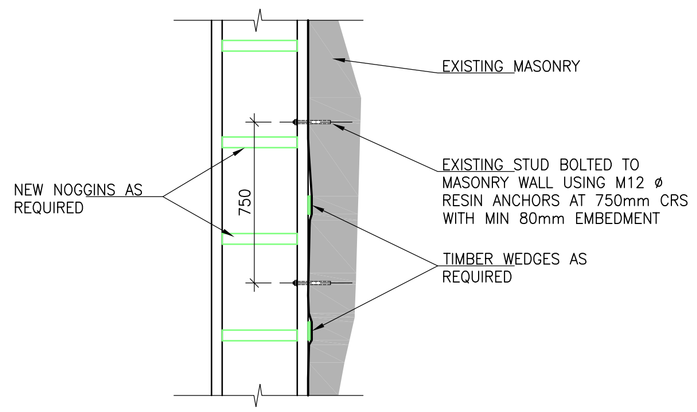

PART SECTIONAL ELEVATION X–X
SCALE 1:20

REV.	DATE	DETAILS	DRAWN	CHECKED
-	27.03.2019	ISSUED FOR TENDER	JSP	DALP

structureHaus
consulting . engineering . designing
LONDON OFFICE 020 8940 7810
EXETER OFFICE 01392 363497
info@structurehaus.com
www.structurehaus.com

1 CHESTER PLACE
REGENTS PARK
LONDON NW1 4NB

REPAIR DETAILS TO SECOND FLOOR

1:50 @ A1

DRAWING NUMBER 02962L/04
REVISION -

Drawn by JSP Date 26.02.2019
Checked by DALP Date 28.02.2019

FOR TENDER

©Copyright