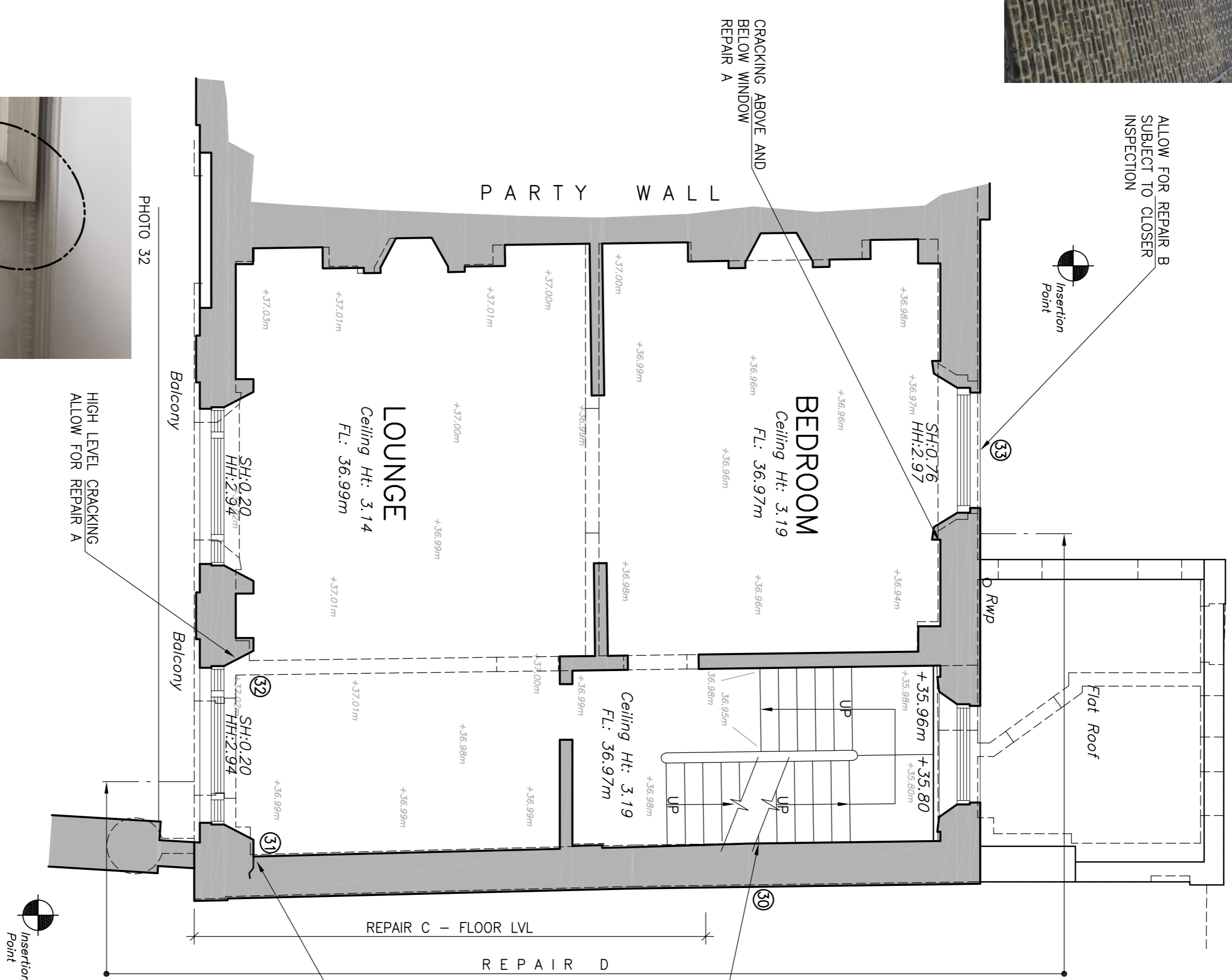
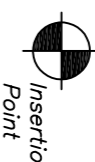


PHOTO 33



ALLOW FOR REPAIR B SUBJECT TO CLOSER INSPECTION



SUSPECTED CRACKING BEHIND BOARDS TO BE INVESTIGATED REPAIR A BEHIND JOINERY




PHOTO 31



PHOTO 30

PHOTO 32



PHOTO 32

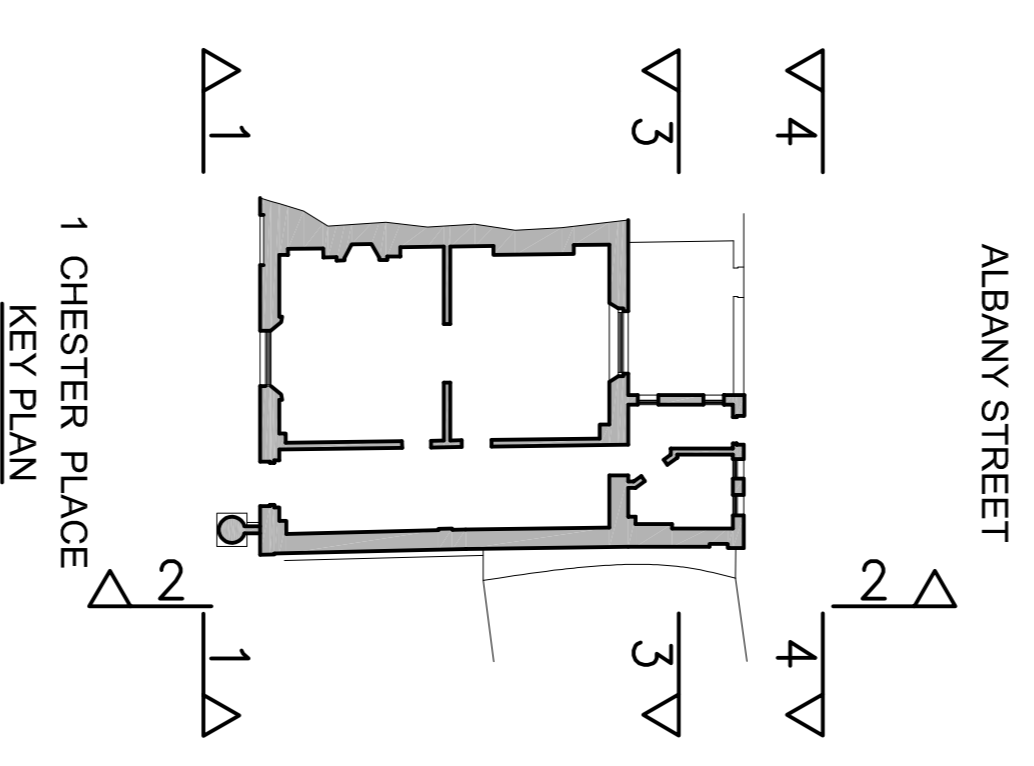
PHOTO 32

PHOTO 32

EXISTING FIRST FLOOR PLAN  
SCALE 1:50

REPAIR SCHEDULE

- Repair A**  
Hack off plaster to full length of crack. Replace any cracked bricks using NHL 3:5 mortar in 1:2½ mix. Install hallow every third course of brick in accordance with manufacturers details and instructions. Make good plaster and finishes for completion.
- Repair B**  
Repair as schedule A but with external stucco/render. Make good stucco/render and decorate on completion.
- Repair C**  
Install hallow bowties and bowtie HD's to floor, including nogging, fully in accordance with manufacturers instructions at approx 1200mm centres.
- Repair D**  
Form hallowbar bar bonds from 4 no. bars in 5mm stainless steel at 225mm vertical centres fully in accordance with manufacturers instructions at each floor plate.
- Repair E**  
Strip back plaster and finishes. Fix existing timber stud back to flank wall with resin bolts – see details.
- Repair F**  
Hack off plaster from brickwork inspection. Allow for partial rebuild/making good of masonry and possible additional hallowbar to two faces as per repair A.



REV.	DATE	ISSUED FOR TENDER	DETAILS	JSP	DAJP
-	27.03.2019	ISSUED FOR TENDER	DETAILS	JSP	DAJP



consulting · engineering · designing  
LONDON OFFICE 020 8940 7810  
EXETER OFFICE 01392 363497  
info@structurehaus.com  
www.structurehaus.com

1 CHESTER PLACE  
REGENTS PARK  
LONDON NW1 4NB

REPAIR DETAILS TO  
FIRST FLOOR

1:50 @ A1

DRAWING NUMBER  
02962L/03

Drawn by JSP Date 26.02.2019  
Checked by DAJP Date 28.02.2019

FOR TENDER