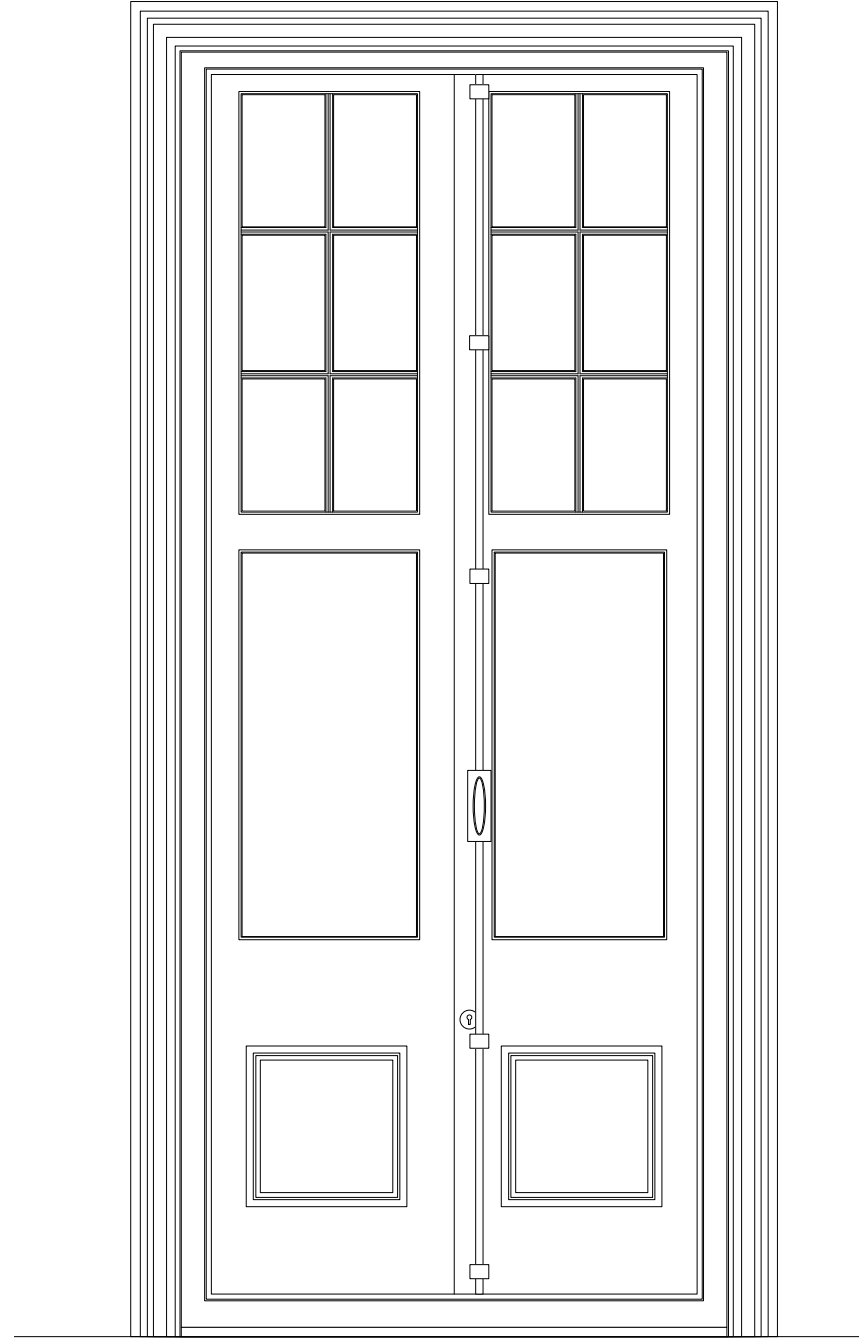
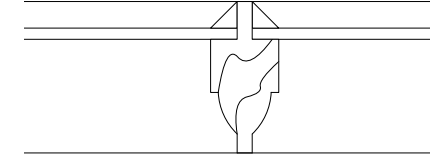


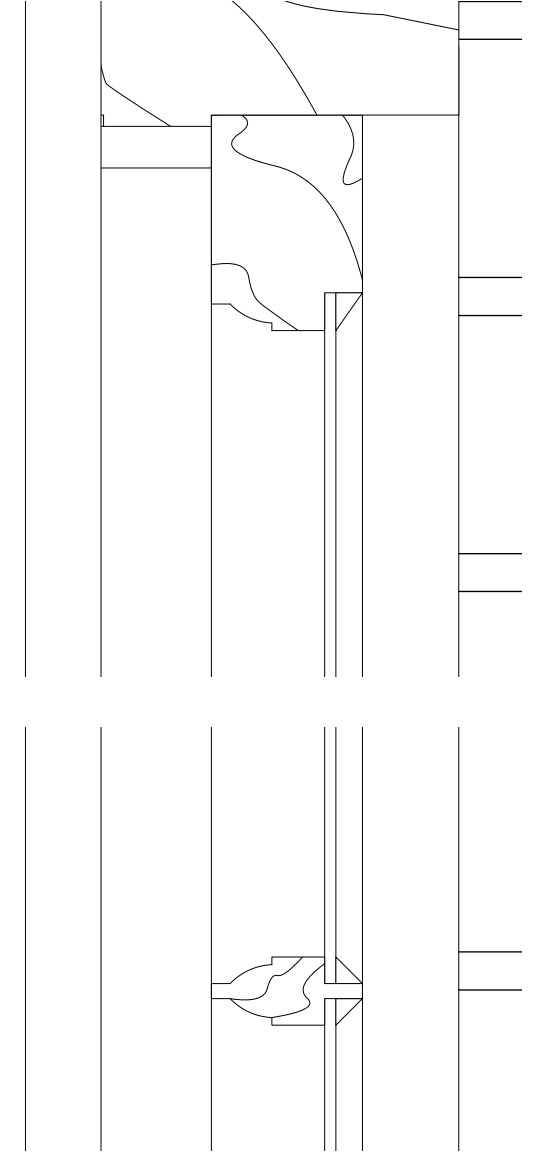
1 French Door External Elevation
Scale: 1:8



2 French Door Internal Elevation
Scale: 1:8



3 Glazing Bar Profile Plan
Scale: Actual Size



4 French Door Profile Section
Scale: Actual Size

Revision	Date	Amendment	Notes					Client	Mrs and Mr Strobel 5 Gainsborough Gardens		Burwell Deakins <small>info@burwellarchitects.com www.burwellarchitects.com</small>	
A	25.04.2019	Planning Issue						Project	French Door Details - Back Garden			<small>Unit 001 California Building London SE13 7SF +44 (0) 2083 056010</small>
								Scale	1:50@ A1/1:100@A3	Drawn	ASG	<small>First Floor 6 Southernhay West Exeter EX1 1JG +44 (0) 1392 423981</small>
								Date	April 2019	Revision	A	
								Project N°	785	Drawing N°	785_A_020	
								<small>NO DIMENSIONS ARE TO BE SCALED FROM THIS DRAWING. THE CONTRACTOR/MANUFACTURER IS RESPONSIBLE FOR CHECKING ALL DIMENSIONS AND QUERYING ANY DISCREPANCIES. THIS DRAWING IS THE PROPERTY OF BDA ARCHITECTS LTD. COPYRIGHT IS RESERVED BY THEM AND THE DRAWING IS ISSUED ON CONDITION THAT IT IS NOT COPIED, REPRODUCED, RETAINED OR DISCLOSED TO ANY UNAUTHORISED PERSON, EITHER WHOLLY OR IN PART, WITHOUT WRITTEN CONSENT.</small>				