

All dimensions are in mm unless otherwise stated
 All dimensions to be verified on site before proceeding with the work
 Any discrepancies to be notified in writing to architect immediately
 All boundaries indicative only and to be confirmed by others

NOTE
 Contractor drawings and samples to be submitted for approval prior to fabrication. Any discrepancies must be reported to the Architect.
 All dimensions are in mm unless stated otherwise
 All dimensions to be site checked prior to fabrication/construction

SSL – Structural Slab Level
 SFL – Screed Floor Level – Top of the Screed
 FFL – Finish Floor Level (including finish eg: carpet or tiles)
 This drawing must be read in conjunction with all relevant Specifications and Consultant Drawings. Specific drawing information can be found under the following drawing series:

0000	Site	3200	Internal Openings
0010	GA Plans & Reference Plans	3400	Metal Works
0020	GA Elevations	3500	Suspended Ceilings
0030	GA Sections	3600	Balconies
0040	3D Views	4300	Floors
0400	Fire Strategy	5000	Mainly Ducted
1000	Substructure	6600	Mainly Electrical
2000	Structure Coordination	7300	Kitchen
2100	External Walls	7400	Bathrooms
2200	Internal Walls	7500	Cleaning and Maintenance
2400	Stairs and Ramps	7600	Storage and Cupboards
2500	Concrete Finishes	7700	Entrances and Lobbies
2700	Roof	SCH31	Residential Interior Finishes
3000	Curtain Walling	SCH34	Communal Interior Finishes
3100	External Openings		

Guidance Key

- 01 External Brick
 Randers RT Ultima 160. Dimensions 468 x 108 x 38 mm
 Wild bond with 12mm joints
 Mortar joints are to be recessed 5mm
 Colour Mortar Black grey Y2 Medium
- 02 Window Profile
 Shueco AWS 75 Si+. Top hung opening
 Color RAL 9005 Matt
 Aluminium Cill Color RAL 9005 Matt
 Coating PPC Tiger series 68 Hi Weathering 068/80037
- 03 Door Profile
 Shueco ADS 65 HD. Swing door
 Color RAL 9005 Matt
 Coating PPC Tiger series 68 Hi Weathering 068/80037
- 04 Curtain wall profile
 Shueco FWS 50. 160mm protruding capping to external side of mullion
 Color RAL 9005 Matt
 Coating PPC Tiger series 68 Hi Weathering 068/80037
- 05 Metal Spandrel panel
 Color RAL 9005 Matt
 Coating PPC Tiger series 68 Hi Weathering 068/80037
- 06 Metal Balustrade Louvres
 Color RAL 9005 Matt
 Coating PPC Tiger series 68 Hi Weathering 068/80037
- 07 Residential ventilation grille
 Aluminium mesh
 Coating PPC Tiger series 68 Hi Weathering 068/80037
- 08 Decorative 'C' profile
 Aluminium. Concealed Fixings
 Coating PPC Tiger series 68 Hi Weathering 068/80037
- 09 Decorative Screen
 Aluminium. Concealed Fixings
 Logo 101 KX
 Coating PPC Tiger series 68 Hi Weathering 068/80037
- 10 Entrance canopie
 Aluminium. Concealed Fixings
 Coating PPC Tiger series 68 Hi Weathering 068/80037

19.11.18	Issue to Camden	JG
REV	DATE	NOTES

STAGE 05

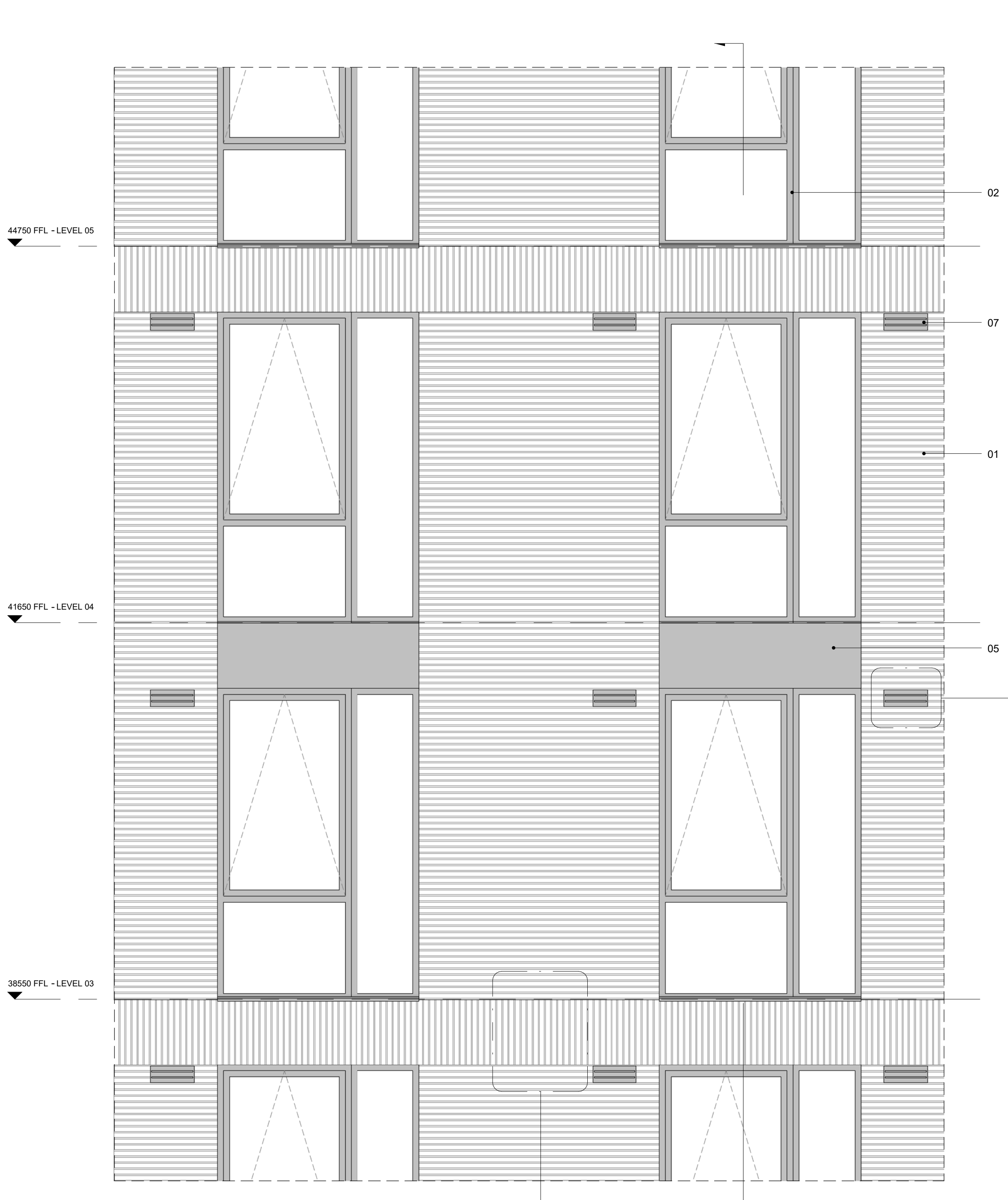
HUTCHINSON & PARTNERS
 3 12 The Record Hall, 16-16A Baldwin's Garden, London, EC1N 7RJ
 1 020 3176 8192 e. info@hutchinsonandpartners.com w. www.hutchinsonandpartners.com

JOB TITLE
Stanley Sidings, 101 Camley Street, Camden

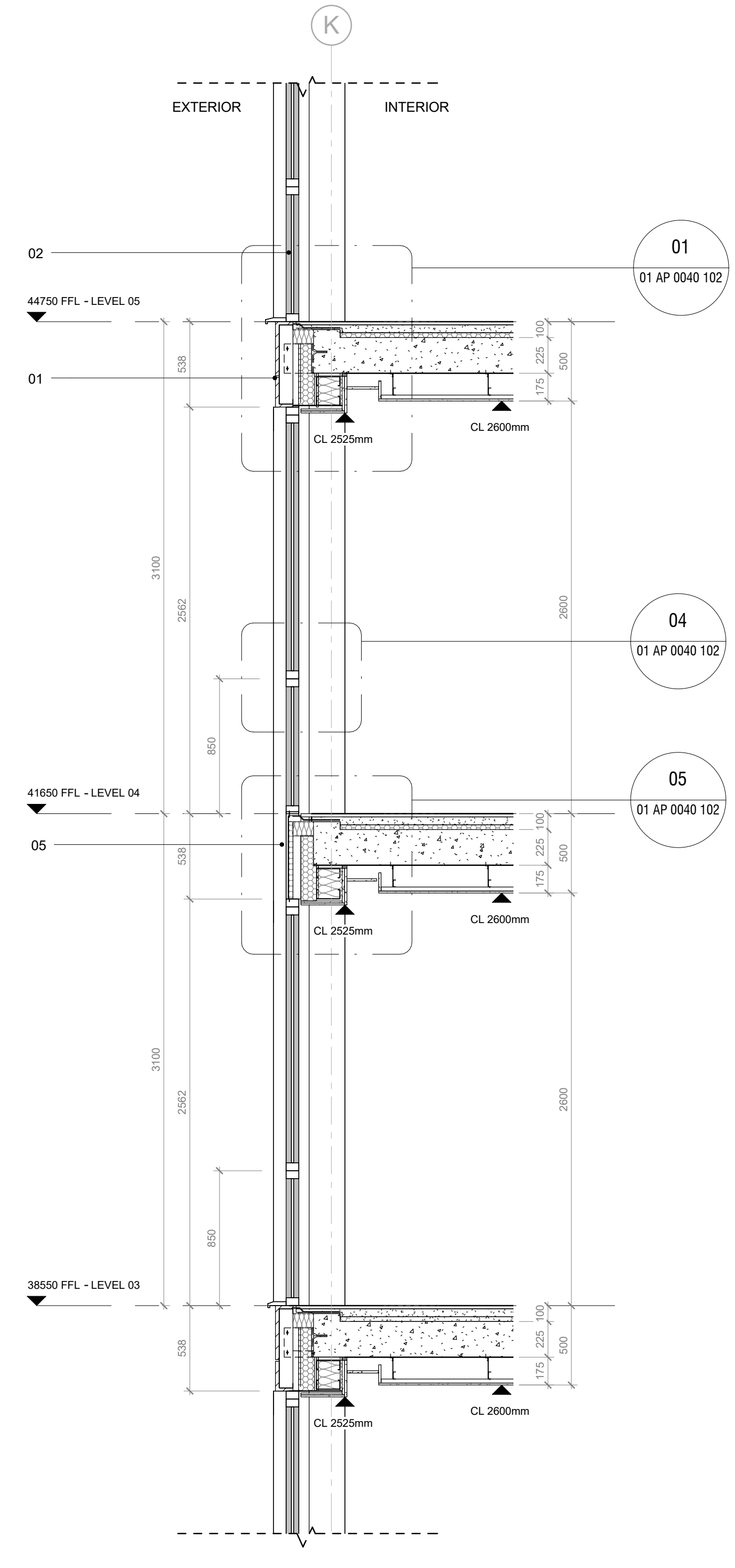
DRAWING TITLE / LOCATION
Typical Residential Bay

DRAWN BY	CHECKED	SCALE	STATUS
JG	GFV	1:25 @ A1 / 1:50 @ A3	STAGE 05
PROJECT	DRAWING NO	REVISION	
16022	01 AP 0040 101	-	

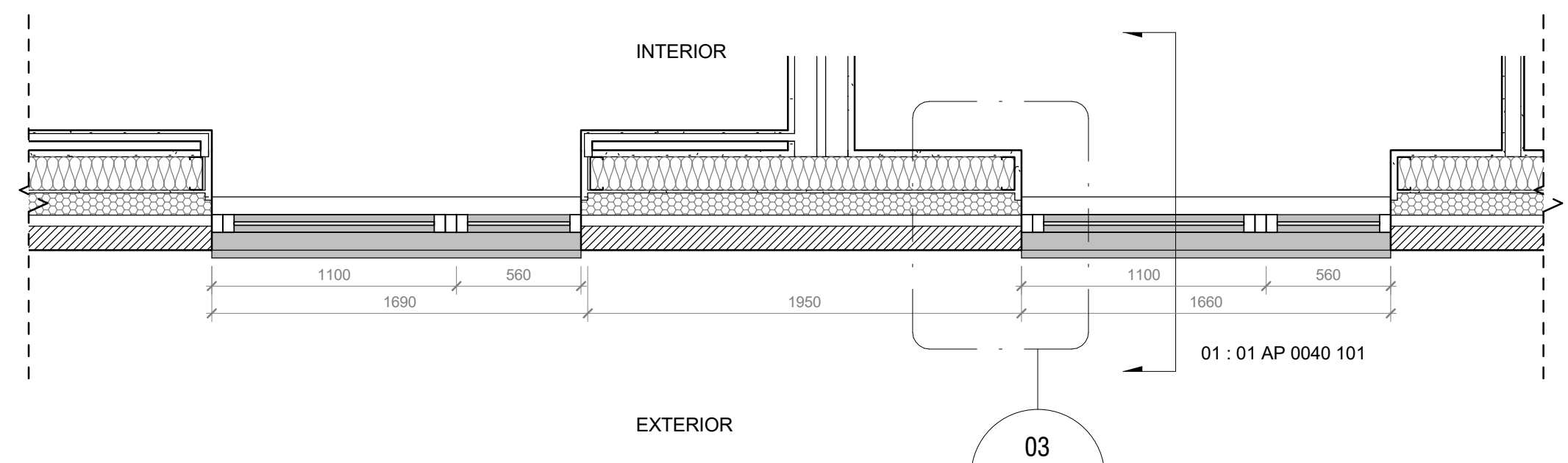
CLIENT



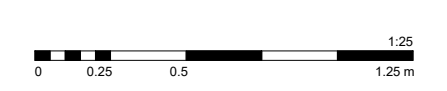
Typical Residential Bay Elevation



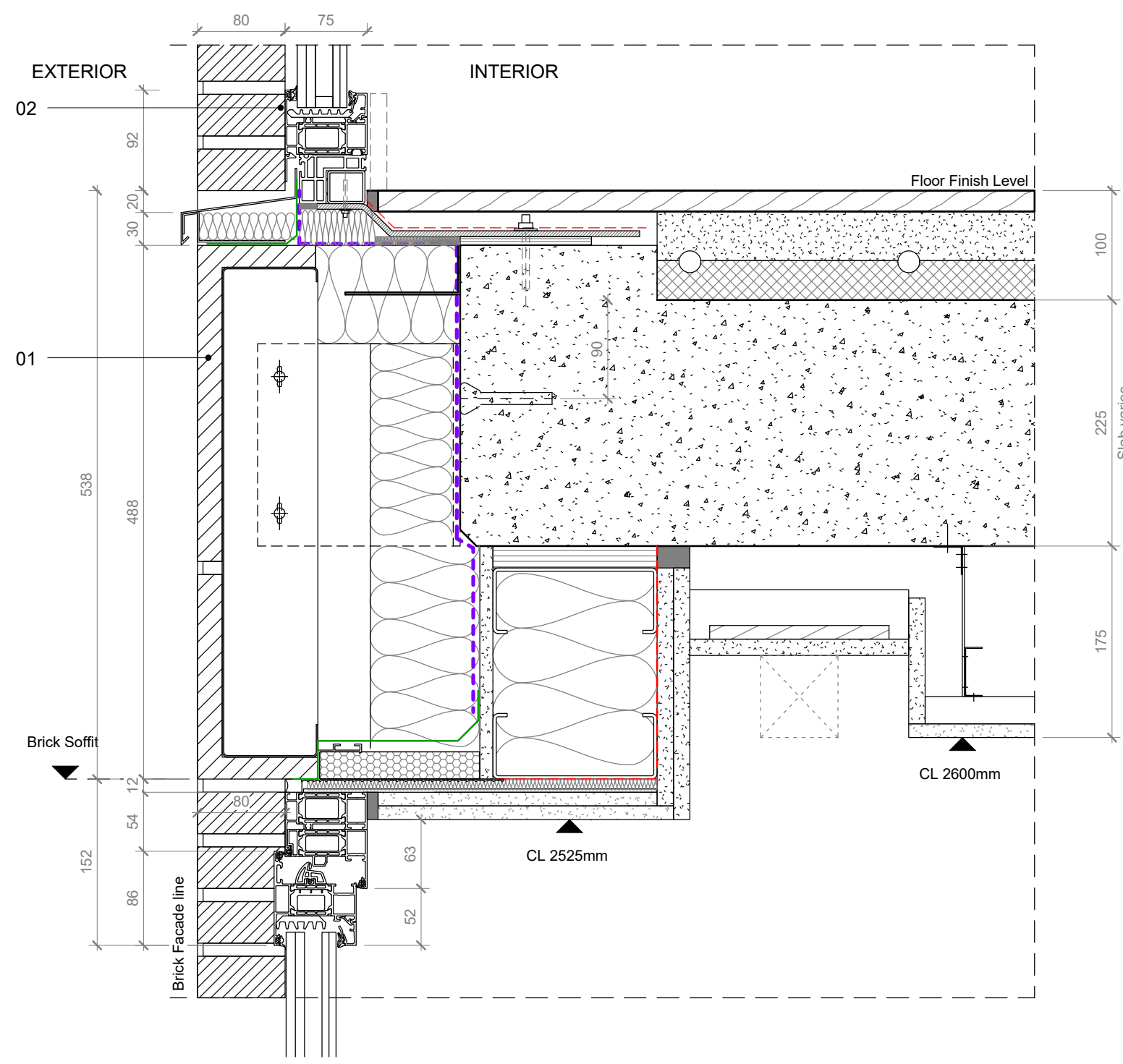
01 - Typical Residential Bay Section



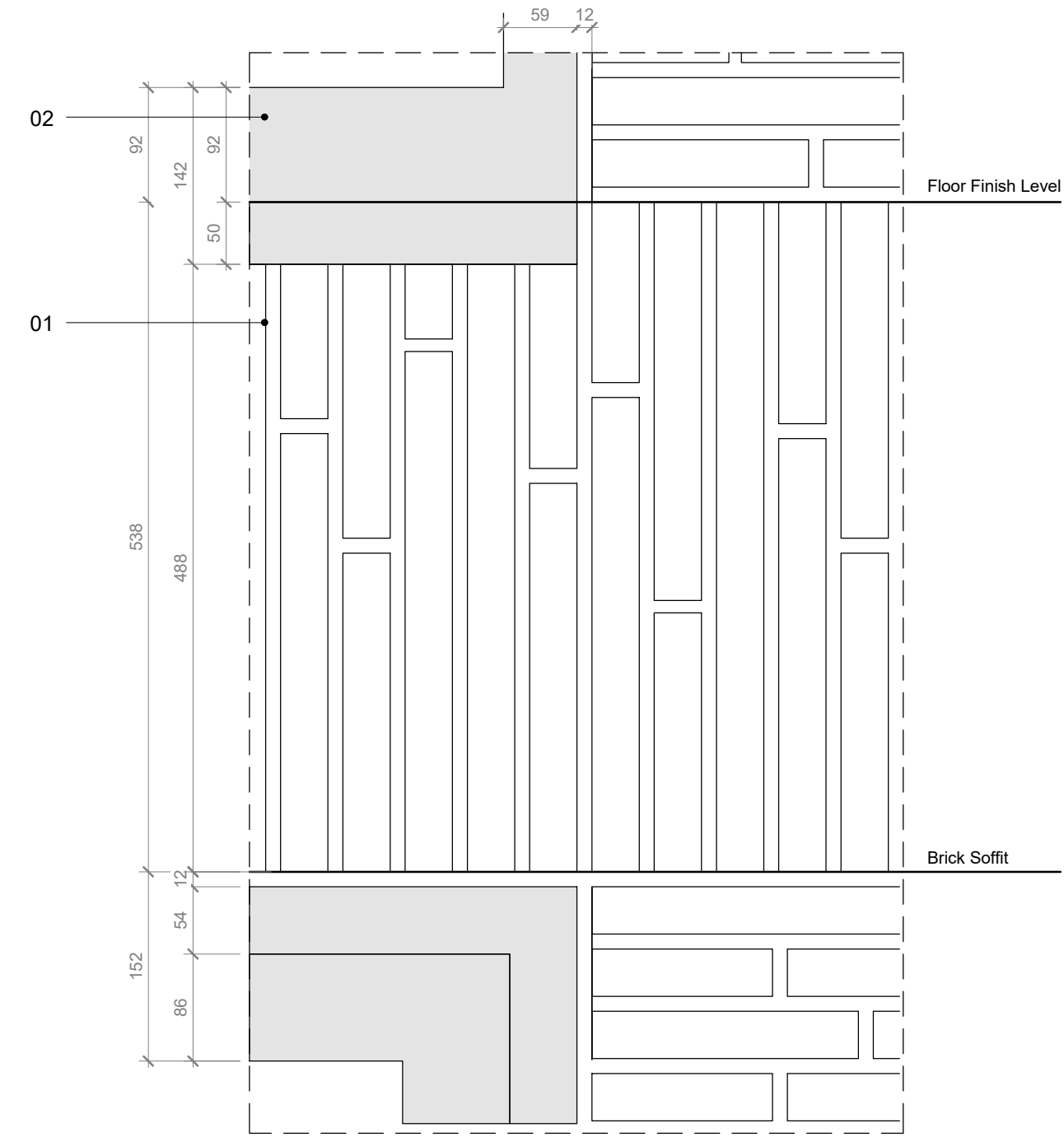
Typical Residential Bay Plan



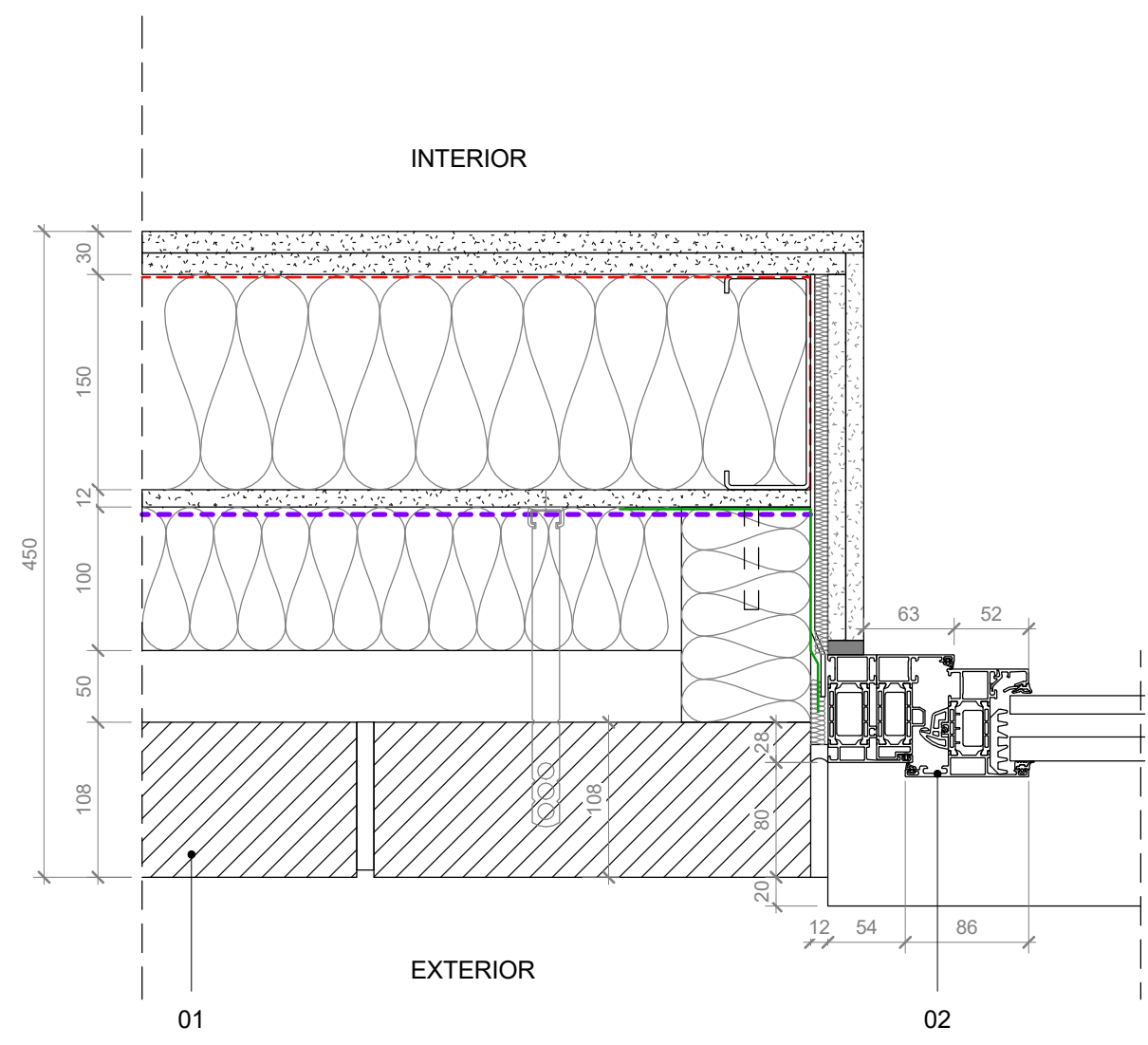
All dimensions are in mm unless otherwise stated
 All dimensions to be verified on site before proceeding with the work
 Any discrepancies to be notified in writing to architect immediately
 All boundaries indicative only and to be confirmed by others



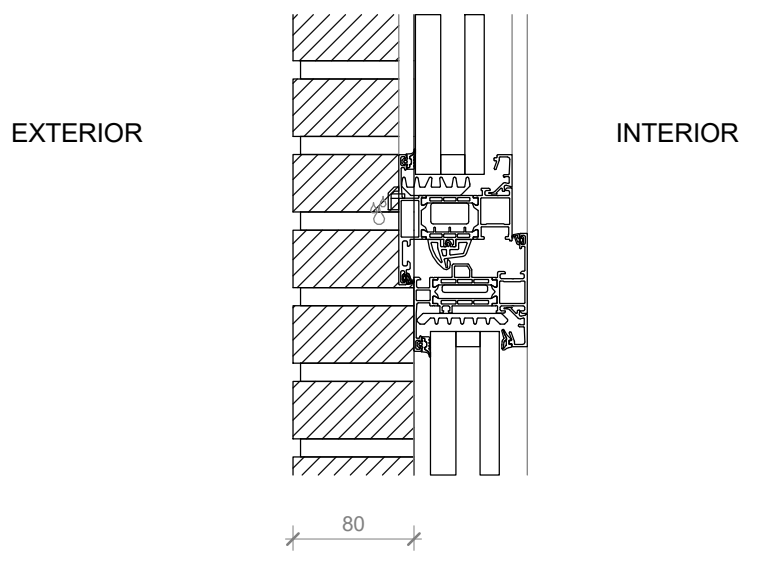
01 - Window Head Section Detail



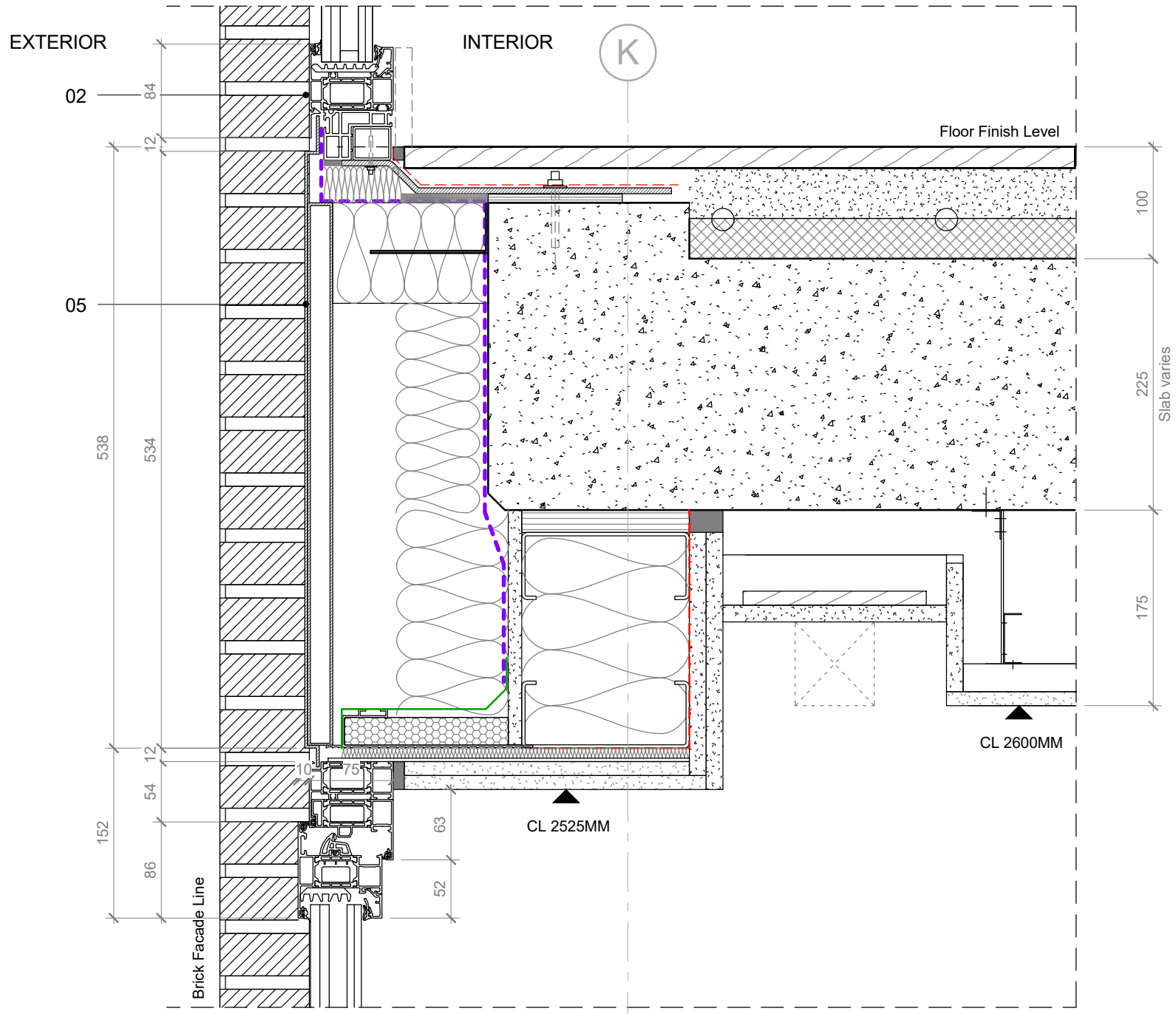
02 - Soldier course Elevation



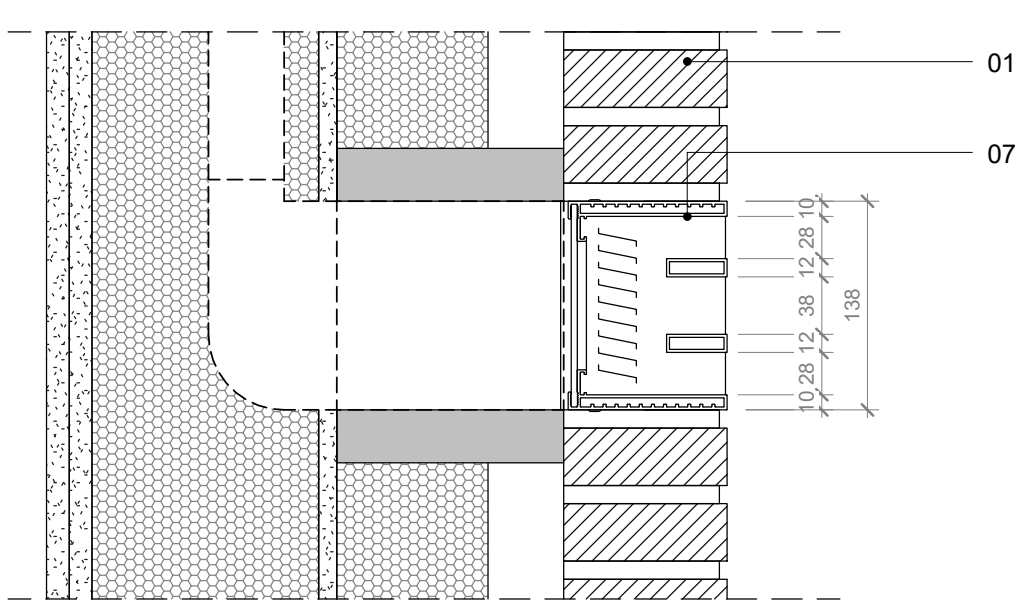
03 - Window Jamb Detail



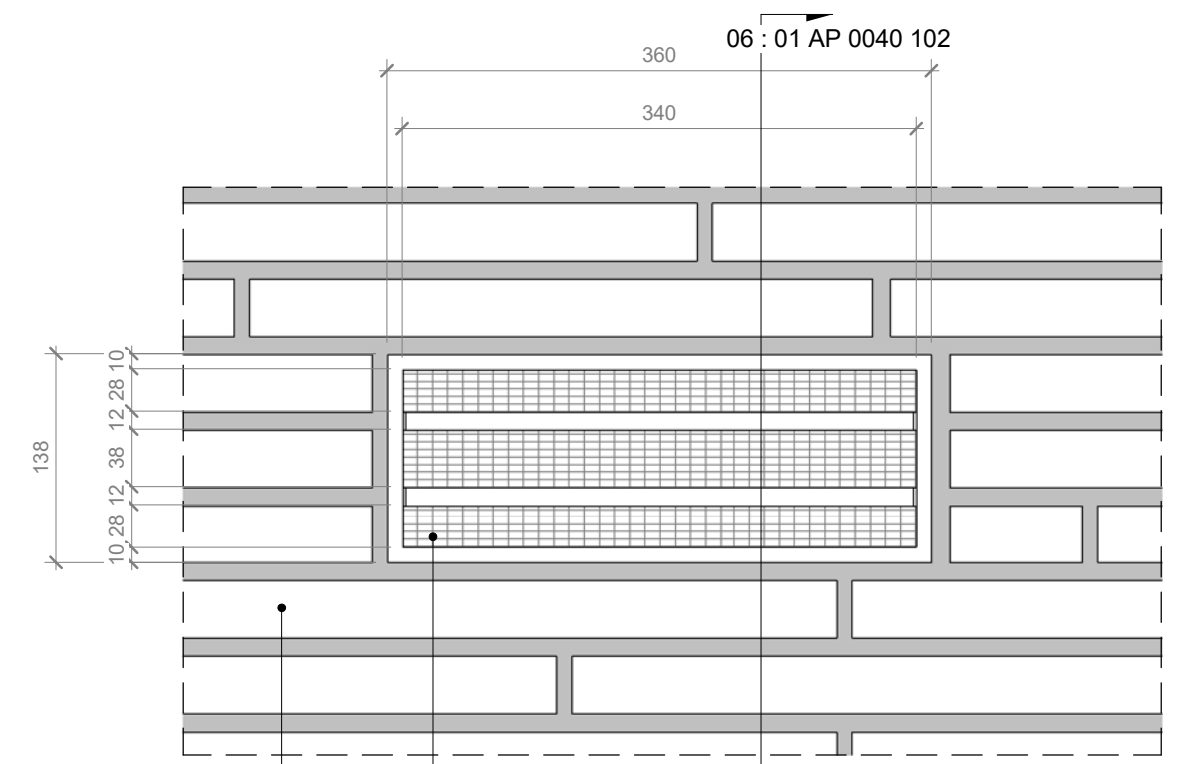
04 - Window Transom Section Detail



05 - Window Spandrel Section Detail



06 - Ventilation Grille Section



07 - Ventilation Grille Elevation

NOTE
 Contractor drawings and samples to be submitted for approval prior to fabrication. Any discrepancies must be reported to the Architect.
 All dimensions are in mm unless stated otherwise
 All dimensions to be site checked prior to fabrication/construction

SSL – Structural Slab Level
 SFL – Screed Floor Level – Top of the Screed
 FFL – Finish Floor Level (including finish eg: carpet or tiles)
 This drawing must be read in conjunction with all relevant Specifications and Consultant Drawings. Specific drawing information can be found under the following drawing series:

0000 Site	3200 Internal Openings
0010 GA Plans & Reference Plans	3400 Metal Works
0020 GA Elevations	3500 Suspended Ceilings
0030 GA Sections	3600 Balconies
0040 3D Views	4300 Floors
0400 Fire Strategy	5000 Mainly Ducted
1000 Substructure	6600 Mainly Electrical
2000 Structure Coordination	7300 Kitchen
2100 External Walls	7400 Bathrooms
2200 Internal Walls	7500 Cleaning and Maintenance
2400 Stairs and Ramps	7600 Storage and Cupboards
2500 Concrete Finishes	7700 Entrances and Lobbies
2700 Roof	SCH31 Residential Interior Finishes
3000 Curtain Walling	SCH34 Communal Interior Finishes
3100 External Openings	

Guidance Key

01	External Brick Renders RT Ultima 160. Dimensions 468 x 108 x 38 mm Wild bond with 12mm joints Mortar joints are to be recessed 5mm Colour Mortar Black grey Y2 Medium
02	Window Profile Shueco AWS 75 Si+. Top hung opening Color RAL 9005 Matt Aluminium Cill Color RAL 9005 Matt Coating PPC Tiger series 68 Hi Weathering 068/80037
03	Door Profile Shueco ADS 65 HD. Swing door Color RAL 9005 Matt Coating PPC Tiger series 68 Hi Weathering 068/80037
04	Curtain wall profile Shueco FWS 50. 160mm protruding capping to external side of mullion Color RAL 9005 Matt Coating PPC Tiger series 68 Hi Weathering 068/80037
05	Metal Spandrel panel Color RAL 9005 Matt Coating PPC Tiger series 68 Hi Weathering 068/80037
06	Metal Balustrade Louvres Color RAL 9005 Matt Coating PPC Tiger series 68 Hi Weathering 068/80037
07	Residential ventilation grille Aluminium mesh Coating PPC Tiger series 68 Hi Weathering 068/80037
08	Decorative 'C' profile Aluminium. Concealed Fixings Coating PPC Tiger series 68 Hi Weathering 068/80037
09	Decorative Screen Aluminium. Concealed Fixings Logo 101 KX Coating PPC Tiger series 68 Hi Weathering 068/80037
10	Entrance canopie Aluminium. Concealed Fixings Coating PPC Tiger series 68 Hi Weathering 068/80037

REV	DATE	Issue to Camden	JG
		NOTES	INT

STAGE 05
HUTCHINSON & PARTNERS
 3 12 The Record Hall, 16-16A Baldwin's Garden, London, EC1N 7RJ
 1 020 3176 8192 e. info@hutchinsonandpartners.com w. www.hutchinsonandpartners.com

JOB TITLE
Stanley Sidings, 101 Camley Street, Camden

DRAWING TITLE / LOCATION
Typical Residential Bay - Details

DRAWN BY	CHECKED	SCALE	STATUS
JG	GFV	1:5 @ A1 / 1:10 @ A3	STAGE 05
PROJECT	DRAWING NO		REVISION
16022	01 AP 0040 102		-

CLIENT



All dimensions are in mm unless otherwise stated
 All dimensions to be verified on site before proceeding with the work
 Any discrepancies to be notified in writing to architect immediately
 All boundaries indicative only and to be confirmed by others

NOTE

Contractor drawings and samples to be submitted for approval prior to fabrication. Any discrepancies must be reported to the Architect.

All dimensions are in mm unless stated otherwise
 All dimensions to be site checked prior to fabrication/construction

SSL – Structural Slab Level
 SFL – Screed Floor Level – Top of the Screed
 FFL – Finish Floor Level (including finish eg: carpet or tiles)

This drawing must be read in conjunction with all relevant Specifications and Consultant Drawings. Specific drawing information can be found under the following drawing series:

0000	Site	3200	Internal Openings
0010	GA Plans & Reference Plans	3400	Metal Works
0020	GA Elevations	3500	Suspended Ceilings
0030	GA Sections	3600	Balconies
0040	3D Views	4300	Floors
0400	Fire Strategy	5000	Mainly Ducted
1000	Substructure	6600	Mainly Electrical
2000	Structure Coordination	7300	Kitchen
2100	External Walls	7400	Bathrooms
2200	Internal Walls	7500	Cleaning and Maintenance
2400	Stairs and Ramps	7600	Storage and Cupboards
2500	Concrete Finishes	7700	Entrances and Lobbies
2700	Roof	SCH31	Residential Interior Finishes
3000	Curtain Walling	SCH34	Communal Interior Finishes
3100	External Openings		

Guidance Key

01	External Brick Randers RT Ultima 160. Dimensions 468 x 108 x 38 mm Wild bond with 12mm joints Mortar joints are to be recessed 5mm Colour Mortar Black grey Y2 Medium
02	Window Profile Shueco AWS 75 Si+. Top hung opening Color RAL 9005 Matt Aluminium Cill Color RAL 9005 Matt Coating PPC Tiger series 68 Hi Weathering 068/80037
03	Door Profile Shueco ADS 65 HD. Swing door Color RAL 9005 Matt Coating PPC Tiger series 68 Hi Weathering 068/80037
04	Curtain wall profile Shueco FWS 50. 160mm protruding capping to external side of mullion Color RAL 9005 Matt Coating PPC Tiger series 68 Hi Weathering 068/80037
05	Metal Spandrel panel Color RAL 9005 Matt Coating PPC Tiger series 68 Hi Weathering 068/80037
06	Metal Balustrade Louvres Color RAL 9005 Matt Coating PPC Tiger series 68 Hi Weathering 068/80037
07	Residential ventilation grille Aluminium mesh Coating PPC Tiger series 68 Hi Weathering 068/80037
08	Decorative 'C' profile Aluminium. Concealed Fixings Coating PPC Tiger series 68 Hi Weathering 068/80037
09	Decorative Screen Aluminium. Concealed Fixings Logo 101 KX Coating PPC Tiger series 68 Hi Weathering 068/80037
10	Entrance canopy Aluminium. Concealed Fixings Coating PPC Tiger series 68 Hi Weathering 068/80037

REV	DATE	NOTES	JG
-	19.11.18	Issue to Camden	JG

STAGE 05

HUTCHINSON & PARTNERS

3.12 The Record Hall, 16-16A Baldwin's Garden, London, EC1N 7RJ
 1.020 3176 8192 e. info@hutchinsonandpartners.com w. www.hutchinsonandpartners.com

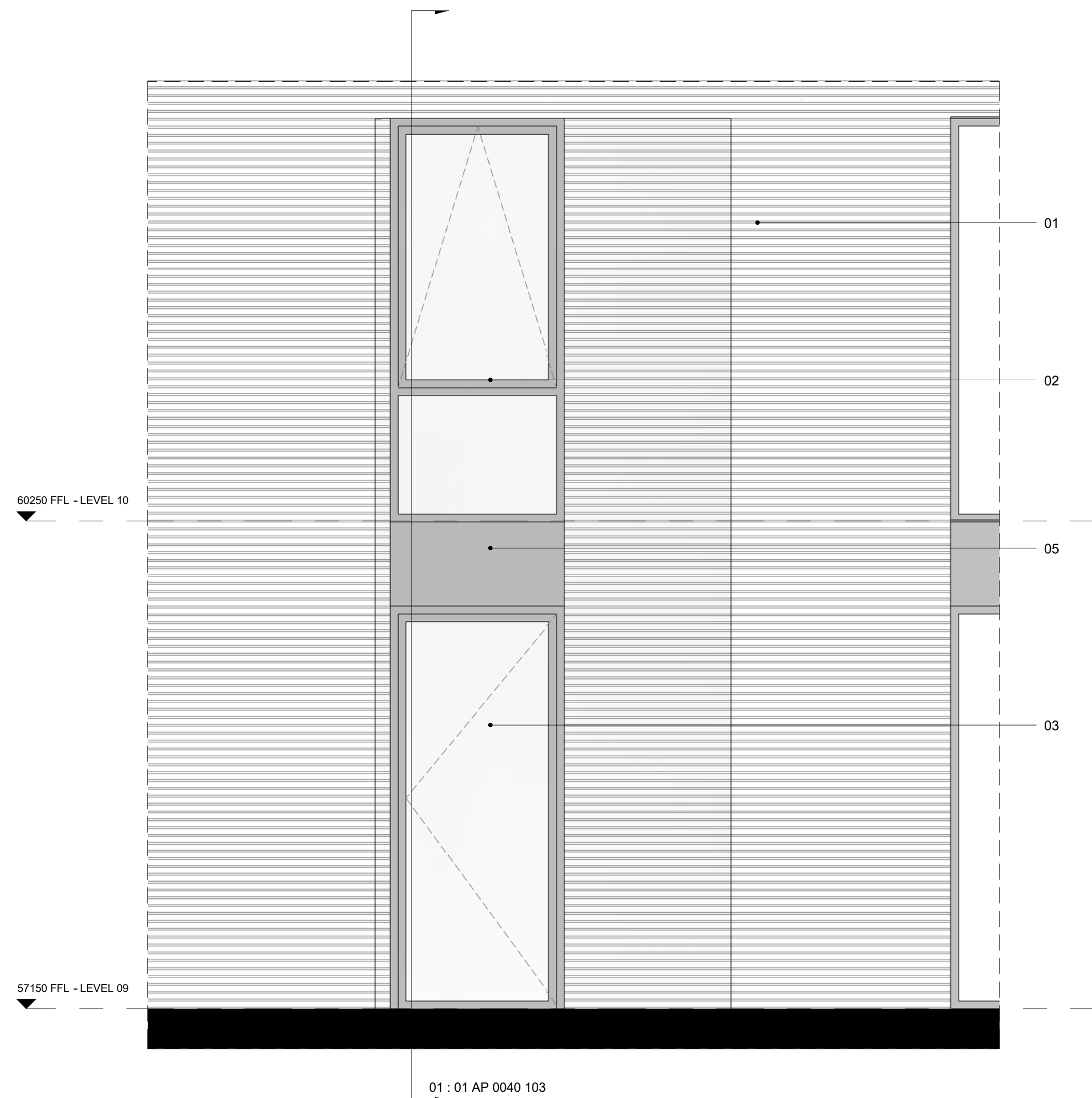
JOB TITLE
Stanley Sidings, 101 Camley Street, Camden

DRAWING TITLE / LOCATION
Typical Access to Terrace Bay

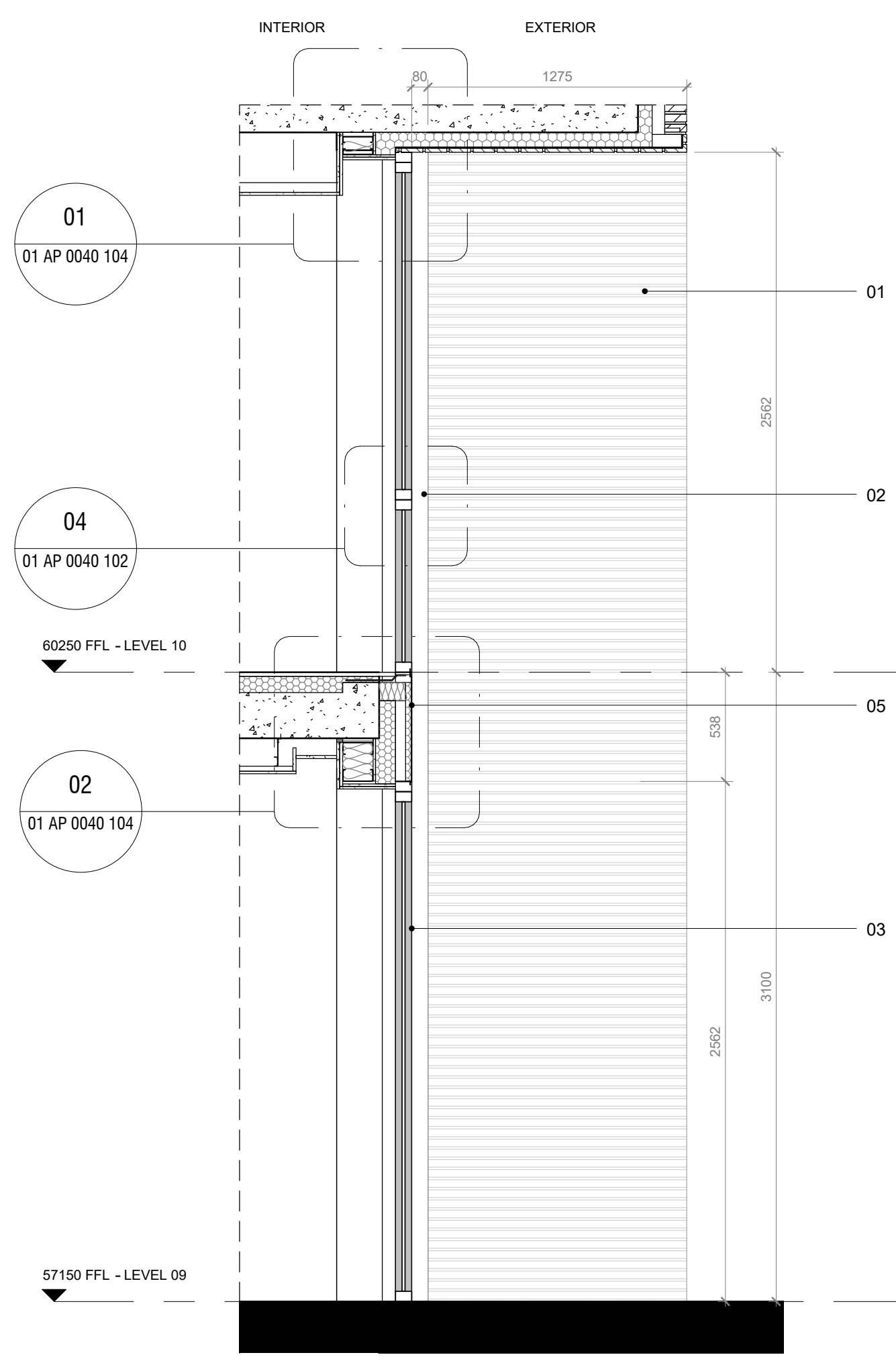
DRAWN BY	CHECKED	SCALE	STATUS
JG	GFV	1:25 @ A1 / 1:50 @ A3	STAGE 05

PROJECT	DRAWING NO	REVISION
16022	01 AP 0040 103	-

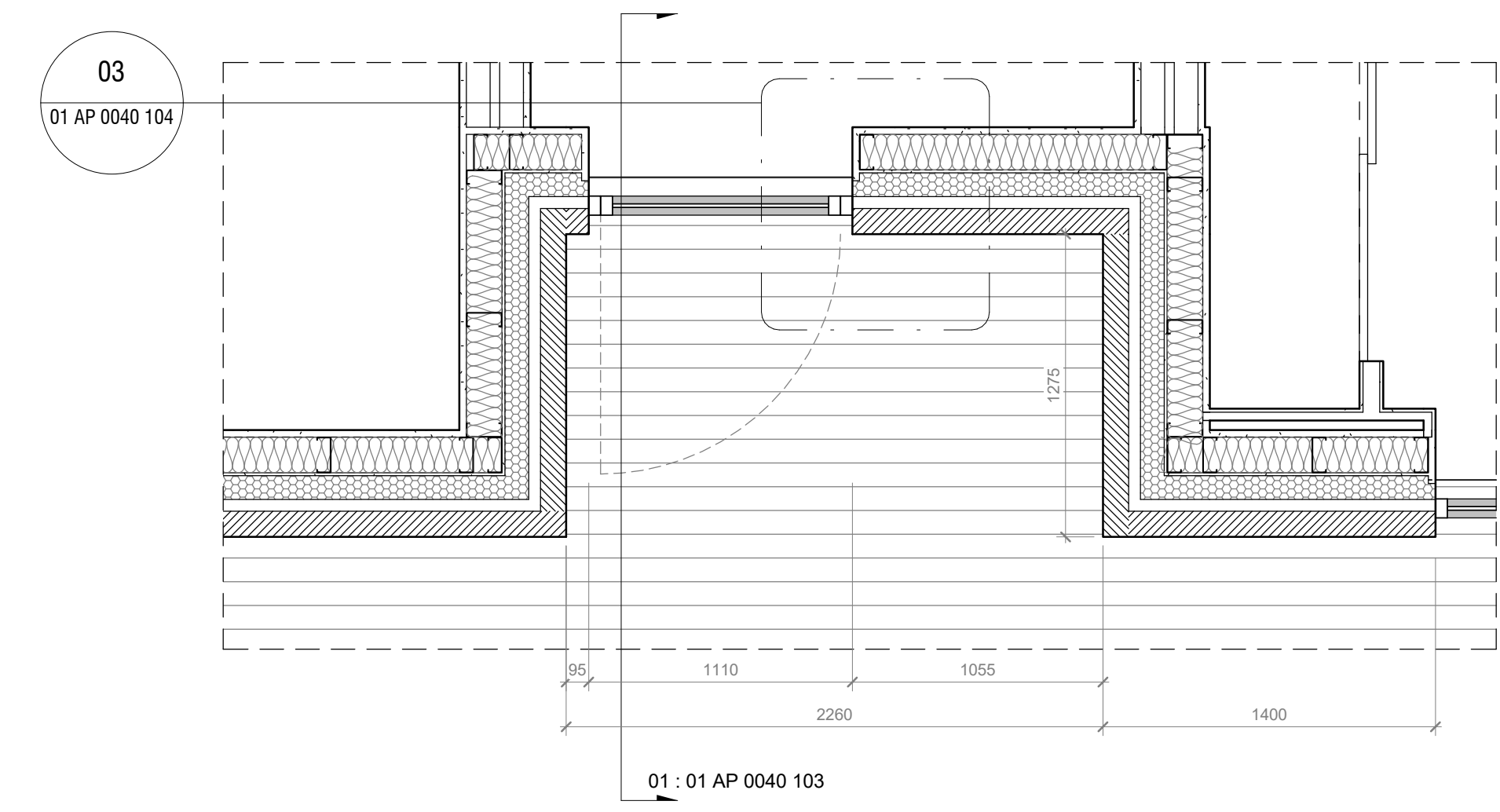
CLIENT



Typical Access to Terrace Bay Elevation



01 - Typical Access to Terrace Bay Section



Typical Access to Terrace Bay Plan



All dimensions are in mm unless otherwise stated
 All dimensions to be verified on site before proceeding with the work
 Any discrepancies to be notified in writing to architect immediately
 All boundaries indicative only and to be confirmed by others

NOTE

Contractor drawings and samples to be submitted for approval prior to fabrication. Any discrepancies must be reported to the Architect.

All dimensions are in mm unless stated otherwise
 All dimensions to be site checked prior to fabrication/construction

SSL – Structural Slab Level
 SFL – Screed Floor Level – Top of the Screed
 FFL – Finish Floor Level (including finish eg: carpet or tiles)

This drawing must be read in conjunction with all relevant Specifications and Consultant Drawings. Specific drawing information can be found under the following drawing series:

0000	Site	3200	Internal Openings
0010	GA Plans & Reference Plans	3400	Metal Works
0020	GA Elevations	3500	Suspended Ceilings
0030	GA Sections	3600	Balconies
0040	3D Views	4300	Floors
0400	Fire Strategy	5000	Mainly Ducted
1000	Substructure	6600	Mainly Electrical
2000	Structure Coordination	7300	Kitchen
2100	External Walls	7400	Bathrooms
2200	Internal Walls	7500	Cleaning and Maintenance
2400	Stairs and Ramps	7600	Storage and Cupboards
2500	Concrete Finishes	7700	Entrances and Lobbies
2700	Roof	SCH31	Residential Interior Finishes
3000	Curtain Walling	SCH34	Communal Interior Finishes
3100	External Openings		

Guidance Key

- 01 External Brick
 Randers RT Ultima 160. Dimensions 468 x 108 x 38 mm
 Wild bond with 12mm joints
 Mortar joints are to be recessed 5mm
 Colour Mortar Black grey Y2 Medium
- 02 Window Profile
 Shueco AWS 75 Si+. Top hung opening
 Color RAL 9005 Matt
 Aluminium Cill Color RAL 9005 Matt
 Coating PPC Tiger series 68 Hi Weathering 068/80037
- 03 Door Profile
 Shueco ADS 65 HD. Swing door
 Color RAL 9005 Matt
 Coating PPC Tiger series 68 Hi Weathering 068/80037
- 04 Curtain wall profile
 Shueco FWS 50. 160mm protruding capping to external side of mullion
 Color RAL 9005 Matt
 Coating PPC Tiger series 68 Hi Weathering 068/80037
- 05 Metal Spandrel panel
 Color RAL 9005 Matt
 Coating PPC Tiger series 68 Hi Weathering 068/80037
- 06 Metal Balustrade Louvres
 Color RAL 9005 Matt
 Coating PPC Tiger series 68 Hi Weathering 068/80037
- 07 Residential ventilation grille
 Aluminium mesh
 Coating PPC Tiger series 68 Hi Weathering 068/80037
- 08 Decorative 'C' profile
 Aluminium. Concealed Fixings
 Coating PPC Tiger series 68 Hi Weathering 068/80037
- 09 Decorative Screen
 Aluminium. Concealed Fixings
 Logo 101 KX
 Coating PPC Tiger series 68 Hi Weathering 068/80037
- 10 Entrance canopie
 Aluminium. Concealed Fixings
 Coating PPC Tiger series 68 Hi Weathering 068/80037

REV	DATE	ISSUE TO	NOTES	JG
-	19.11.18	Issue to Camden		INT

STAGE 05

HUTCHINSON & PARTNERS

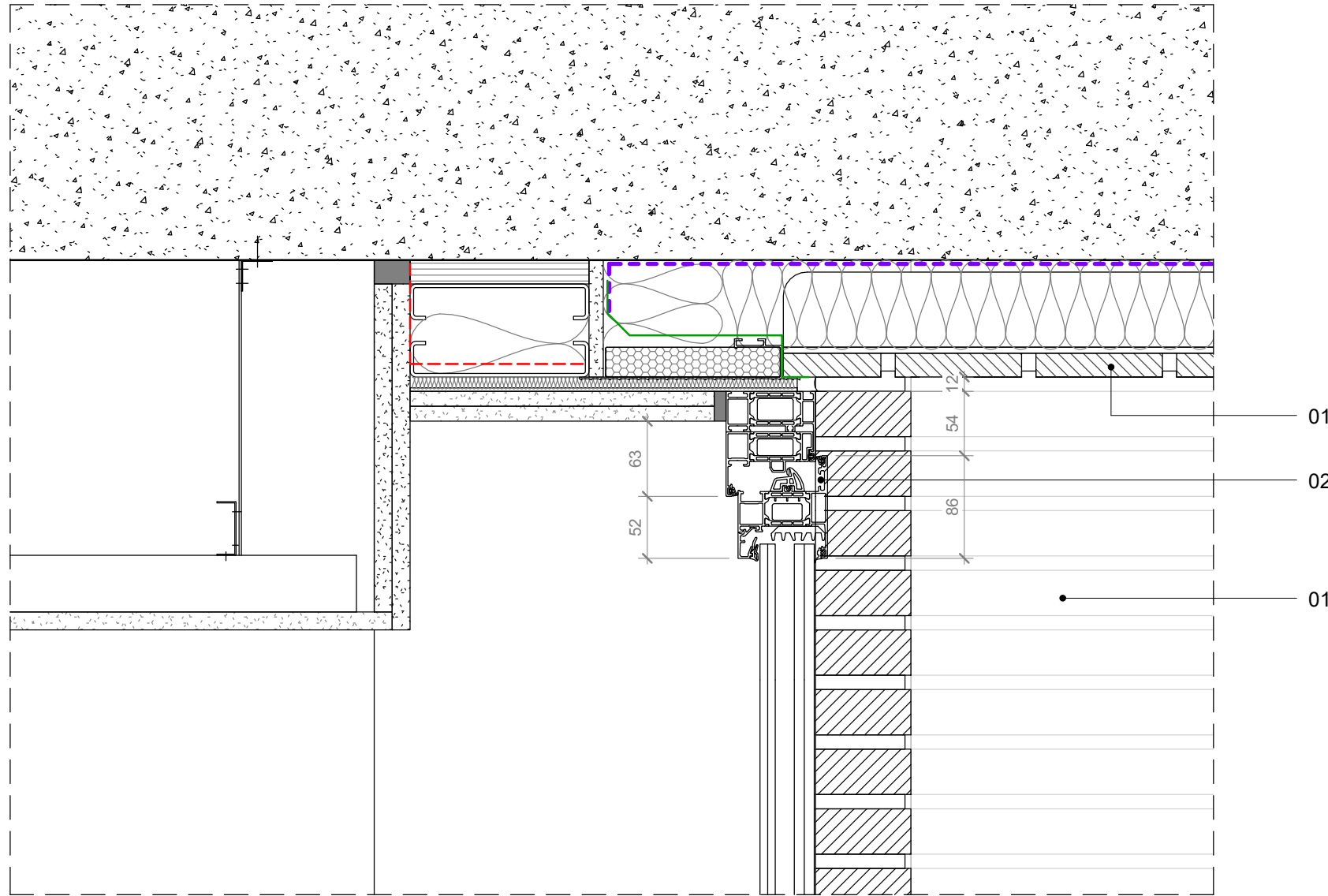
3.12 The Record Hall, 16-16A Baldwin's Garden, London, EC1N 7RJ
 1.020 3176 8192 e. info@hutchinsonandpartners.com w. www.hutchinsonandpartners.com

JOB TITLE
Stanley Sidings, 101 Camley Street, Camden

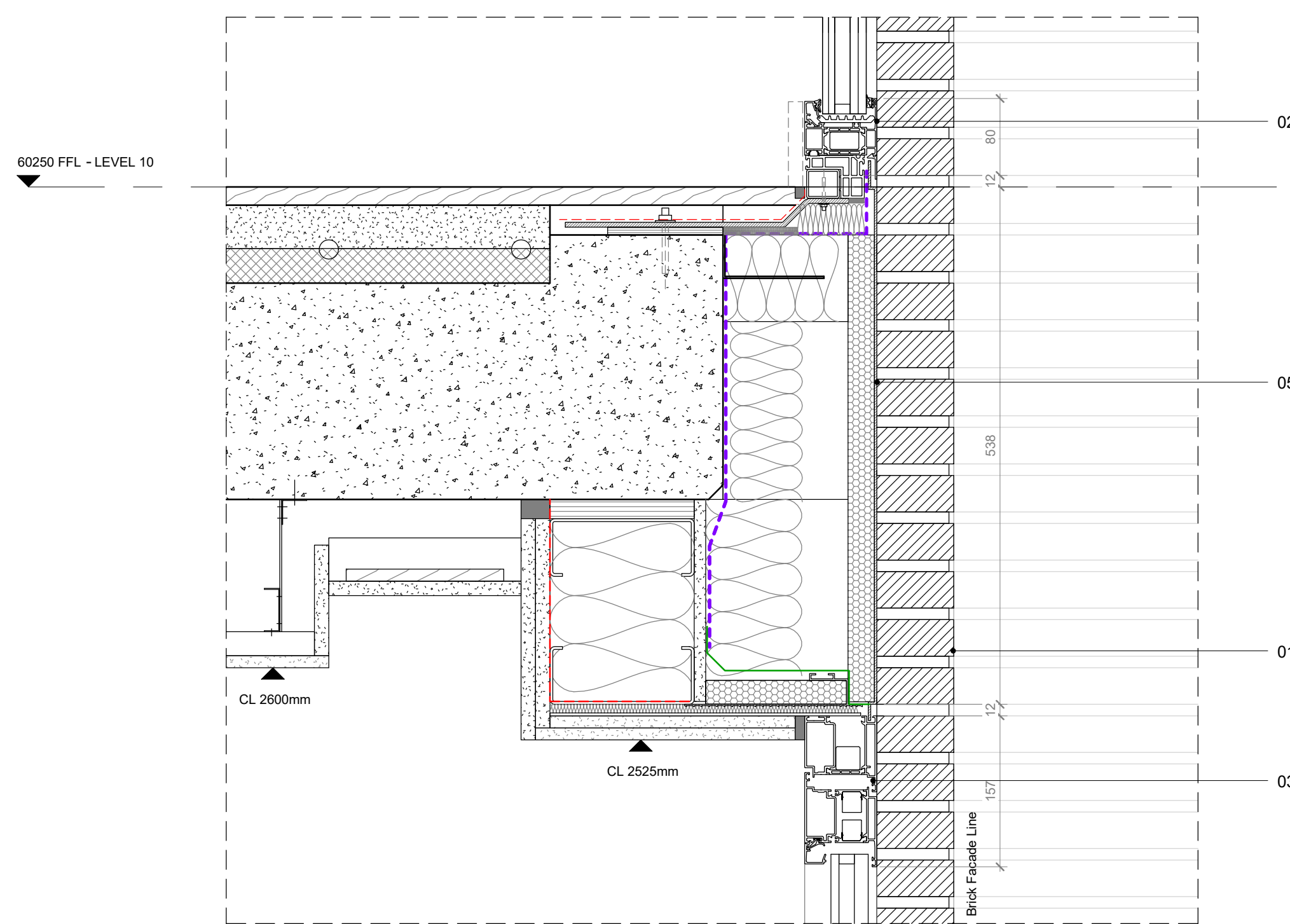
DRAWING TITLE / LOCATION
Typical Access to Terrace Bay - Details

DRAWN BY	CHECKED	SCALE	STATUS
JG	GFV	1:5 @ A1 / 1:10 @ A3	STAGE 05
PROJECT	DRAWING NO	REVISION	
16022	01 AP 0040 104	-	

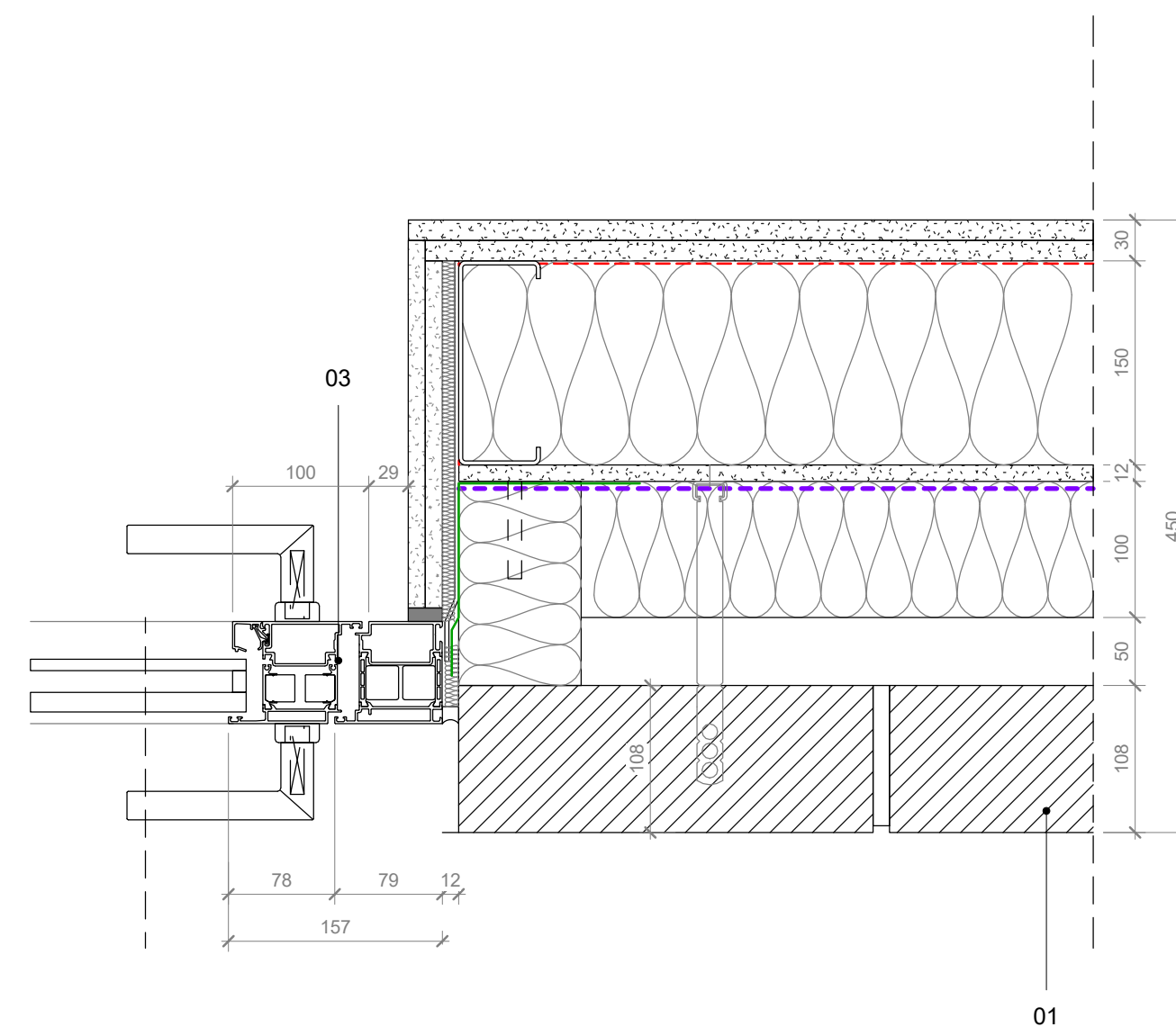
CLIENT




01 - Window Head Section Detail



02 - Window & Door Spandrel Section Detail



03 - Door Jamb Detail



All dimensions are in mm unless otherwise stated
 All dimensions to be verified on site before proceeding with the work
 Any discrepancies to be notified in writing to architect immediately
 All boundaries indicative only and to be confirmed by others

NOTE

Contractor drawings and samples to be submitted for approval prior to fabrication. Any discrepancies must be reported to the Architect.

All dimensions are in mm unless stated otherwise
 All dimensions to be site checked prior to fabrication/construction

SSL – Structural Slab Level
 SFL – Screed Floor Level – Top of the Screed
 FFL – Finish Floor Level (including finish eg: carpet or tiles)

This drawing must be read in conjunction with all relevant Specifications and Consultant Drawings. Specific drawing information can be found under the following drawing series:

0000 Site	3200 Internal Openings
0010 GA Plans & Reference Plans	3400 Metal Works
0020 GA Elevations	3500 Suspended Ceilings
0030 GA Sections	3600 Balconies
0040 3D Views	4300 Floors
0400 Fire Strategy	5000 Mainly Ducted
1000 Substructure	6600 Mainly Electrical
2000 Structure Coordination	7300 Kitchen
2100 External Walls	7400 Bathrooms
2200 Internal Walls	7500 Cleaning and Maintenance
2400 Stairs and Ramps	7600 Storage and Cupboards
2500 Concrete Finishes	7700 Entrances and Lobbies
2700 Roof	SCH31 Residential Interior Finishes
3000 Curtain Walling	SCH34 Communal Interior Finishes
3100 External Openings	

Guidance Key

- 01 External Brick
 Randers RT Ultima 160. Dimensions 468 x 108 x 38 mm
 Wild bond with 12mm joints
 Mortar joints are to be recessed 5mm
 Colour Mortar Black grey Y2 Medium
- 02 Window Profile
 Shueco AWS 75 Si+. Top hung opening
 Color RAL 9005 Matt
 Aluminium Cill Color RAL 9005 Matt
 Coating PPC Tiger series 68 Hi Weathering 068/80037
- 03 Door Profile
 Shueco ADS 65 HD. Swing door
 Color RAL 9005 Matt
 Coating PPC Tiger series 68 Hi Weathering 068/80037
- 04 Curtain wall profile
 Shueco FWS 50. 160mm protruding capping to external side of mullion
 Color RAL 9005 Matt
 Coating PPC Tiger series 68 Hi Weathering 068/80037
- 05 Metal Spandrel panel
 Color RAL 9005 Matt
 Coating PPC Tiger series 68 Hi Weathering 068/80037
- 06 Metal Balustrade Louvres
 Color RAL 9005 Matt
 Coating PPC Tiger series 68 Hi Weathering 068/80037
- 07 Residential ventilation grille
 Aluminium mesh
 Coating PPC Tiger series 68 Hi Weathering 068/80037
- 08 Decorative 'C' profile
 Aluminium. Concealed Fixings
 Coating PPC Tiger series 68 Hi Weathering 068/80037
- 09 Decorative Screen
 Aluminium. Concealed Fixings
 Logo 101 KX
 Coating PPC Tiger series 68 Hi Weathering 068/80037
- 10 Entrance canopy
 Aluminium. Concealed Fixings
 Coating PPC Tiger series 68 Hi Weathering 068/80037

REV	DATE	NOTES	GF
-	16.02.18	General updates as per revision clouds.	INT

STAGE 05

HUTCHINSON & PARTNERS
 3 12 The Record Hall, 16-16A Baldwin's Garden, London, EC1N 7RJ
 1 020 3176 8192 e. info@hutchinsonandpartners.com w. www.hutchinsonandpartners.com

JOB TITLE
Stanley Sidings, 101 Camley Street, Camden

DRAWING TITLE / LOCATION
Typical Enclosed Residential Bay

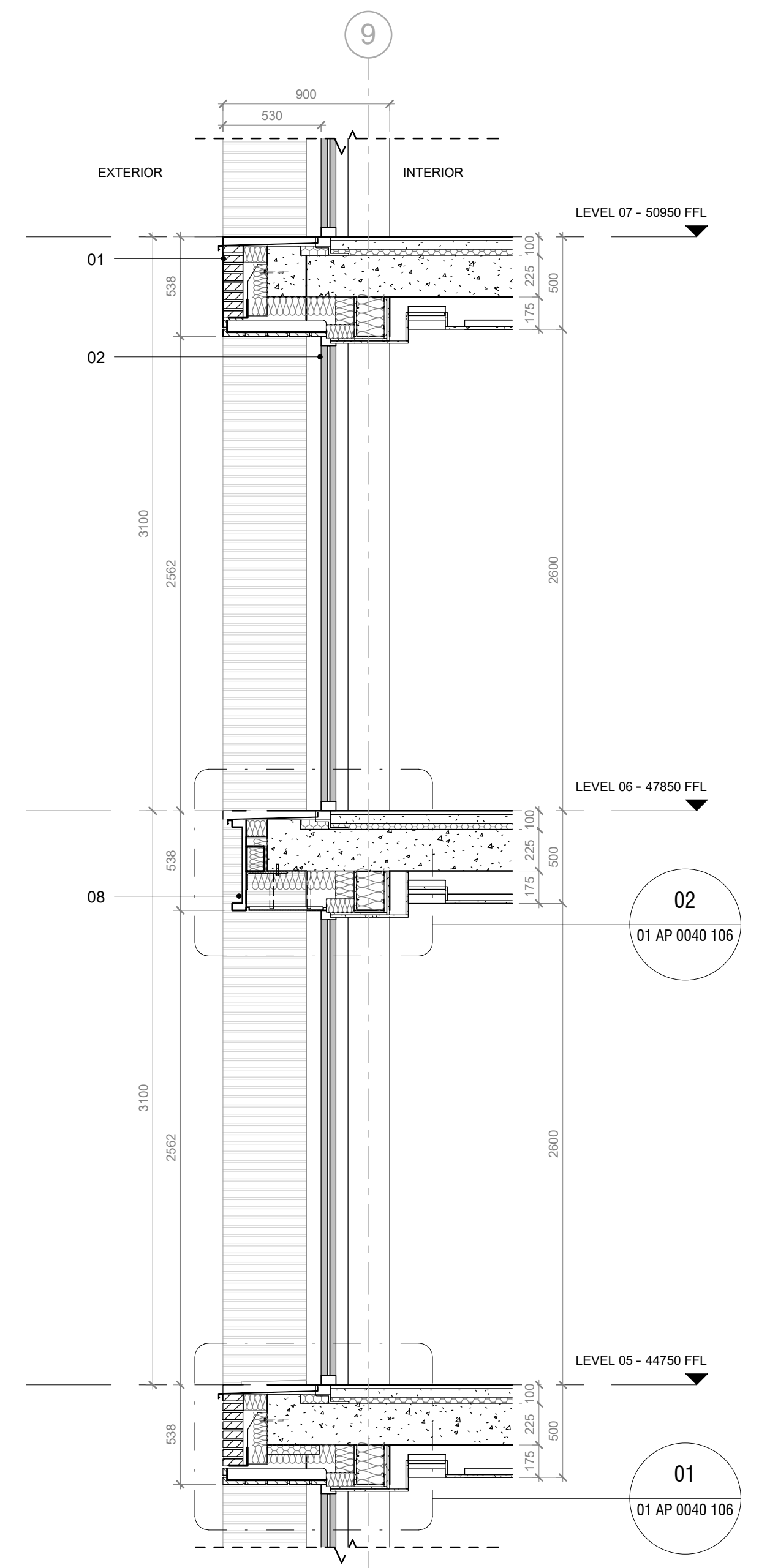
DRAWN BY: JG CHECKED: GFV SCALE: 1:25 @ A1 / 1:50 @ A3 STATUS: STAGE 05

PROJECT: 16022 DRAWING NO: 01 AP 0040 105 REVISION: -

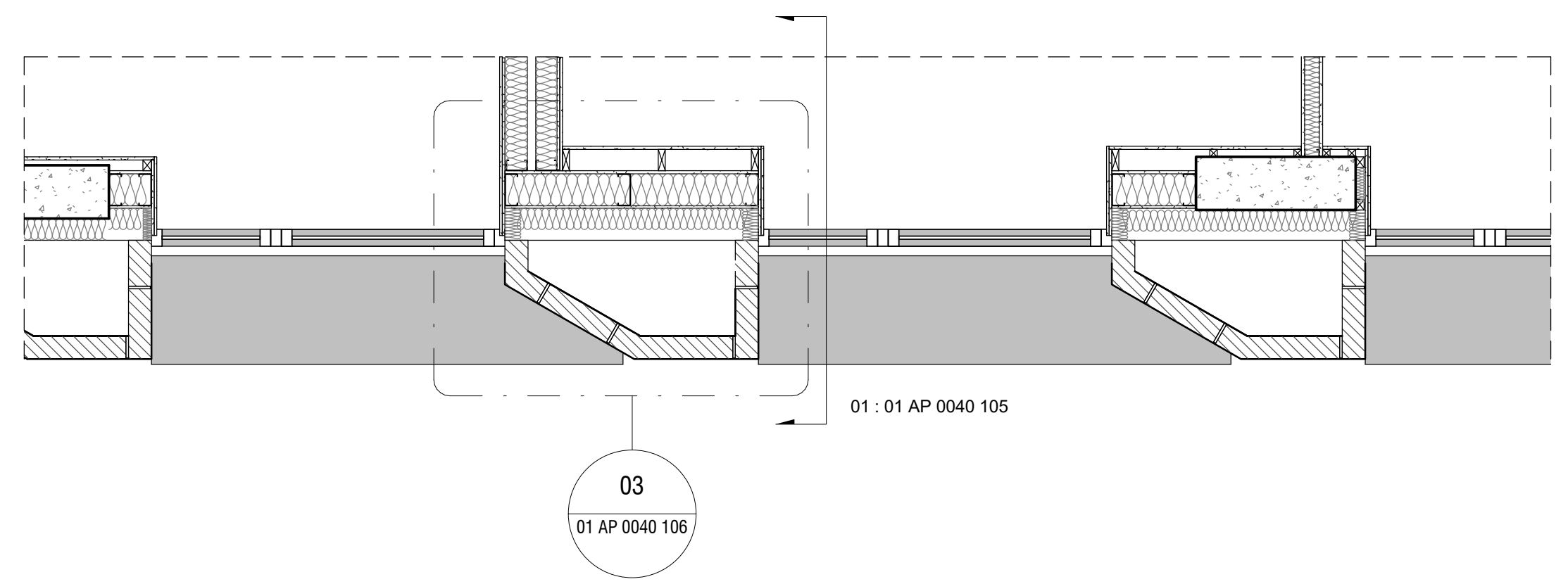
CLIENT



Typical Enclosed Residential Bay Elevation



01 - Typical Enclosed Residential Bay Section



Typical Enclosed Residential Bay Plan



All dimensions are in mm unless otherwise stated
 All dimensions to be verified on site before proceeding with the work
 Any discrepancies to be notified in writing to architect immediately
 All boundaries indicative only and to be confirmed by others

NOTE
 Contractor drawings and samples to be submitted for approval prior to fabrication. Any discrepancies must be reported to the Architect.
 All dimensions are in mm unless stated otherwise
 All dimensions to be site checked prior to fabrication/construction

SSL – Structural Slab Level
 SFL – Screed Floor Level – Top of the Screed
 FFL – Finish Floor Level (including finish eg: carpet or tiles)
 This drawing must be read in conjunction with all relevant Specifications and Consultant Drawings. Specific drawing information can be found under the following drawing series:

0000	Site	3200	Internal Openings
0010	GA Plans & Reference Plans	3400	Metal Works
0020	GA Elevations	3500	Suspended Ceilings
0030	GA Sections	3600	Balconies
0040	3D Views	4300	Floors
0400	Fire Strategy	5000	Mainly Ducted
1000	Substructure	6600	Mainly Electrical
2000	Structure Coordination	7300	Kitchen
2100	External Walls	7400	Bathrooms
2200	Internal Walls	7500	Cleaning and Maintenance
2400	Stairs and Ramps	7600	Storage and Cupboards
2500	Concrete Finishes	7700	Entrances and Lobbies
2700	Roof	SCH31	Residential Interior Finishes
3000	Curtain Walling	SCH34	Communal Interior Finishes
3100	External Openings		

Guidance Key

- 01 External Brick
 Randers RT Ultima 160. Dimensions 468 x 108 x 38 mm
 Wild bond with 12mm joints
 Mortar joints are to be recessed 5mm
 Colour Mortar Black grey Y2 Medium
- 02 Window Profile
 Shueco AWS 75 Si+. Top hung opening
 Color RAL 9005 Matt
 Aluminium Cill Color RAL 9005 Matt
 Coating PPC Tiger series 68 Hi Weathering 068/80037
- 03 Door Profile
 Shueco ADS 65 HD. Swing door
 Color RAL 9005 Matt
 Coating PPC Tiger series 68 Hi Weathering 068/80037
- 04 Curtain wall profile
 Shueco FWS 50. 160mm protruding capping to external side of mullion
 Color RAL 9005 Matt
 Coating PPC Tiger series 68 Hi Weathering 068/80037
- 05 Metal Spandrel panel
 Color RAL 9005 Matt
 Coating PPC Tiger series 68 Hi Weathering 068/80037
- 06 Metal Balustrade Louvres
 Color RAL 9005 Matt
 Coating PPC Tiger series 68 Hi Weathering 068/80037
- 07 Residential ventilation grille
 Aluminium mesh
 Coating PPC Tiger series 68 Hi Weathering 068/80037
- 08 Decorative 'C' profile
 Aluminium. Concealed Fixings
 Coating PPC Tiger series 68 Hi Weathering 068/80037
- 09 Decorative Screen
 Aluminium. Concealed Fixings
 Logo 101 KX
 Coating PPC Tiger series 68 Hi Weathering 068/80037
- 10 Entrance canopie
 Aluminium. Concealed Fixings
 Coating PPC Tiger series 68 Hi Weathering 068/80037

REV	DATE	Issue to Camden	JG
		NOTES	INT

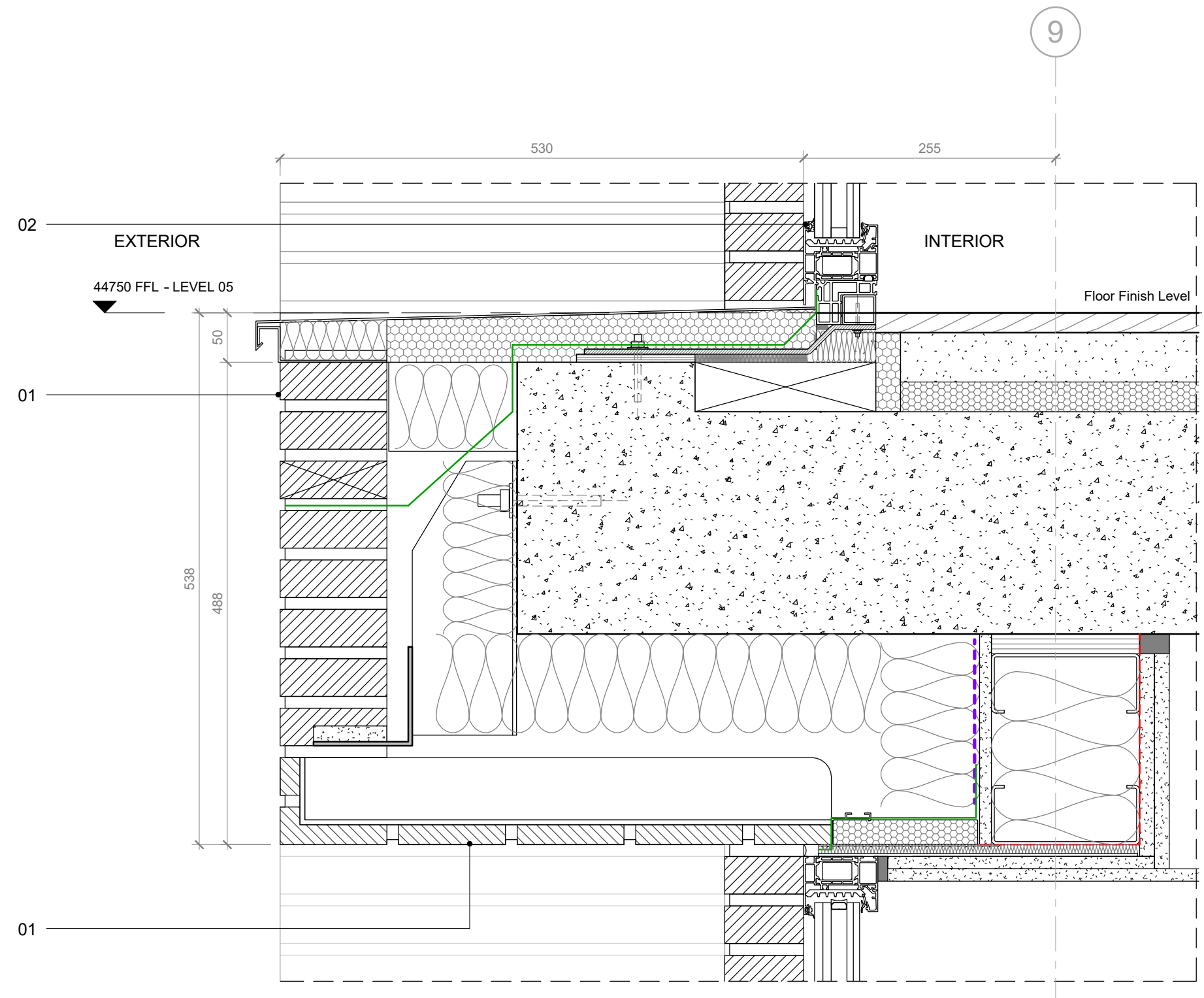
STAGE 05
HUTCHINSON & PARTNERS
 3 12 The Record Hall, 16-16A Baldwin's Garden, London, EC1N 7RJ
 1 020 3176 8192 e. info@hutchinsonandpartners.com w. www.hutchinsonandpartners.com

JOB TITLE
Stanley Sidings, 101 Camley Street, Camden

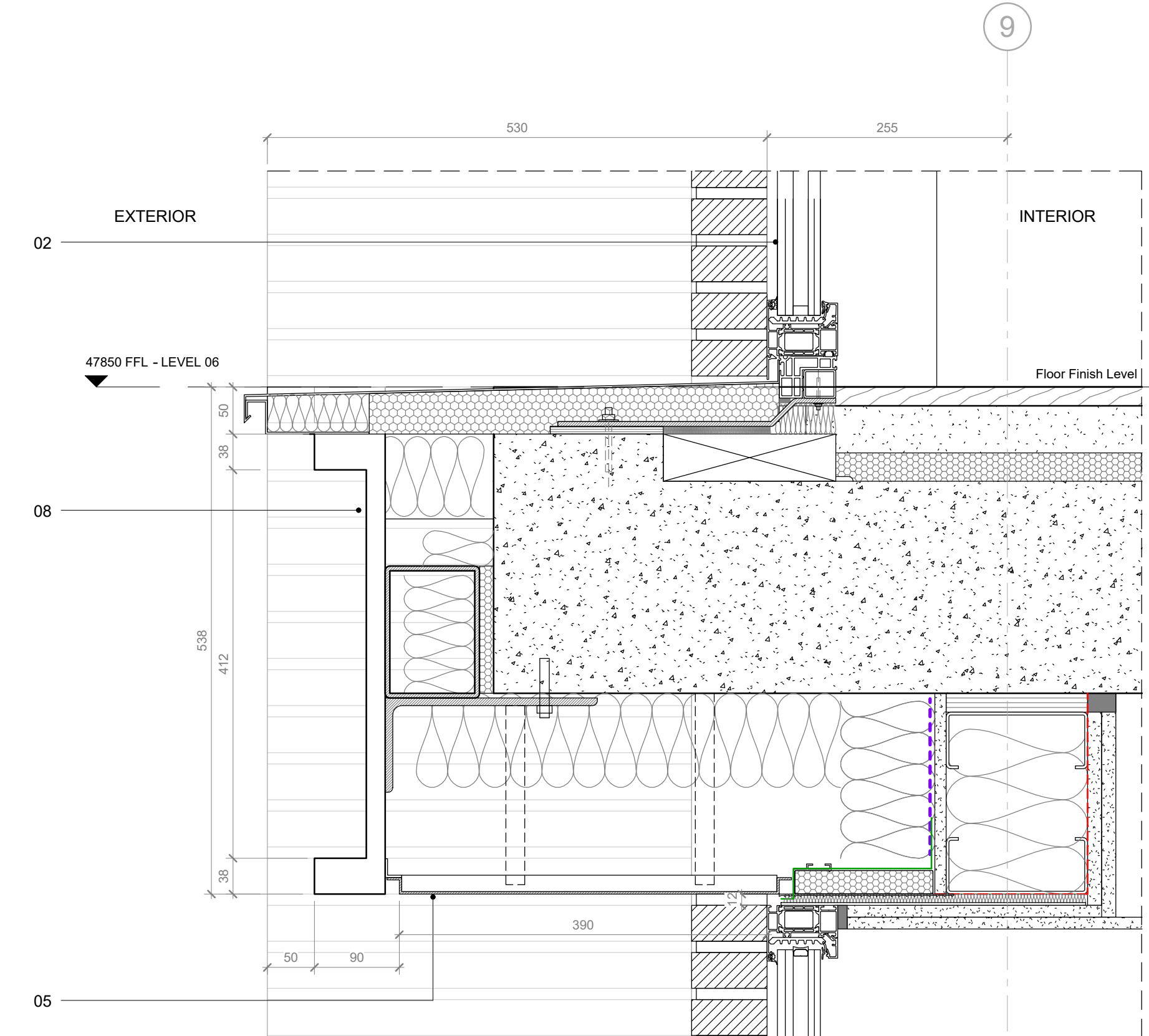
DRAWING TITLE / LOCATION
Typical Enclosed Residential Bay - Details

DRAWN BY	CHECKED	SCALE	STATUS
JG	GFV	1:5 @ A1 / 1:10 @ A3	STAGE 05
PROJECT	DRAWING NO		REVISION
16022	01 AP 0040 106		-

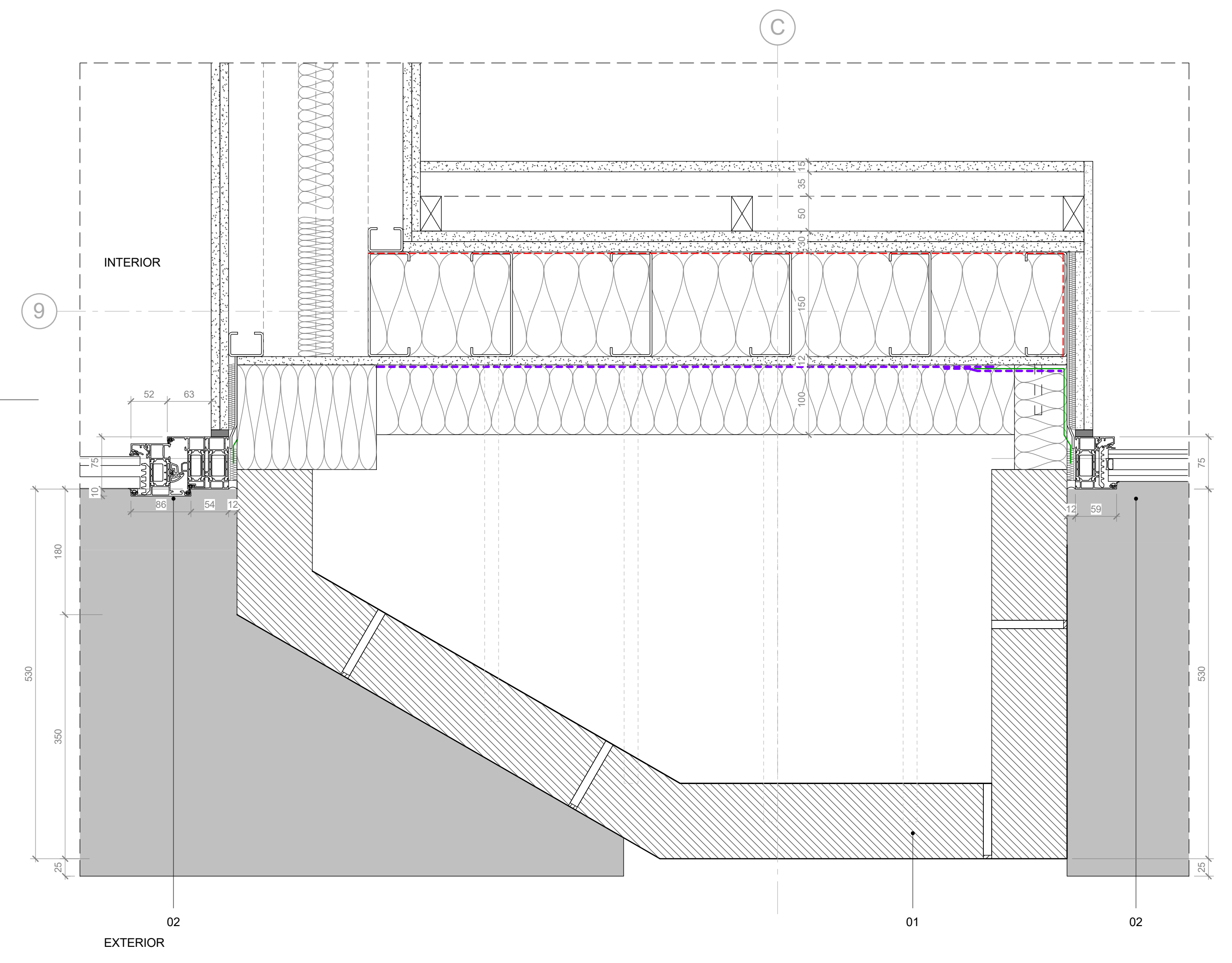
CLIENT



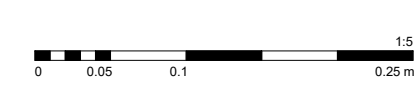
01 - Fixed Window Panel Head Detail - Brick Fascia



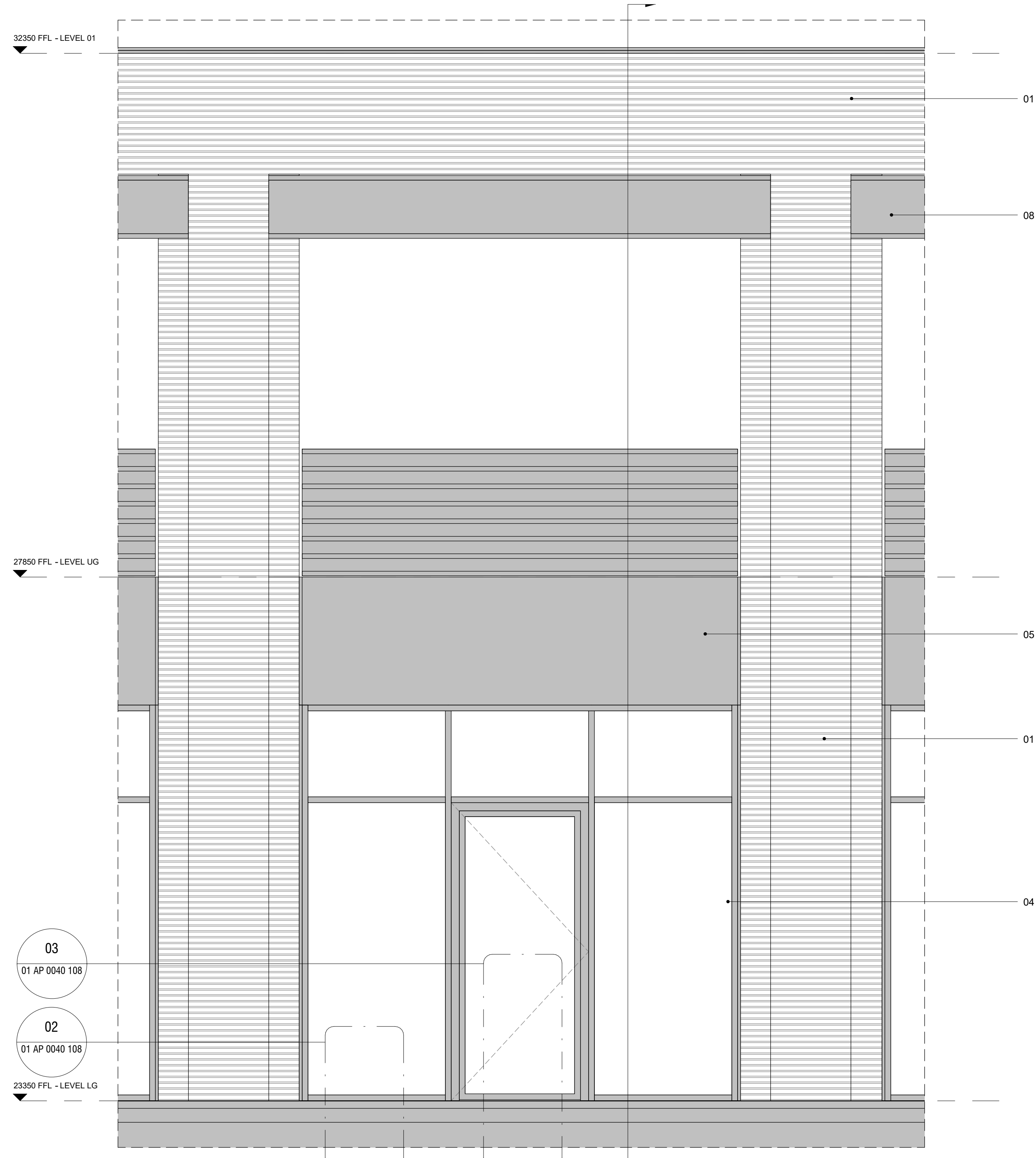
02 - Fixed Window Panel Head Detail - Metal Fascia



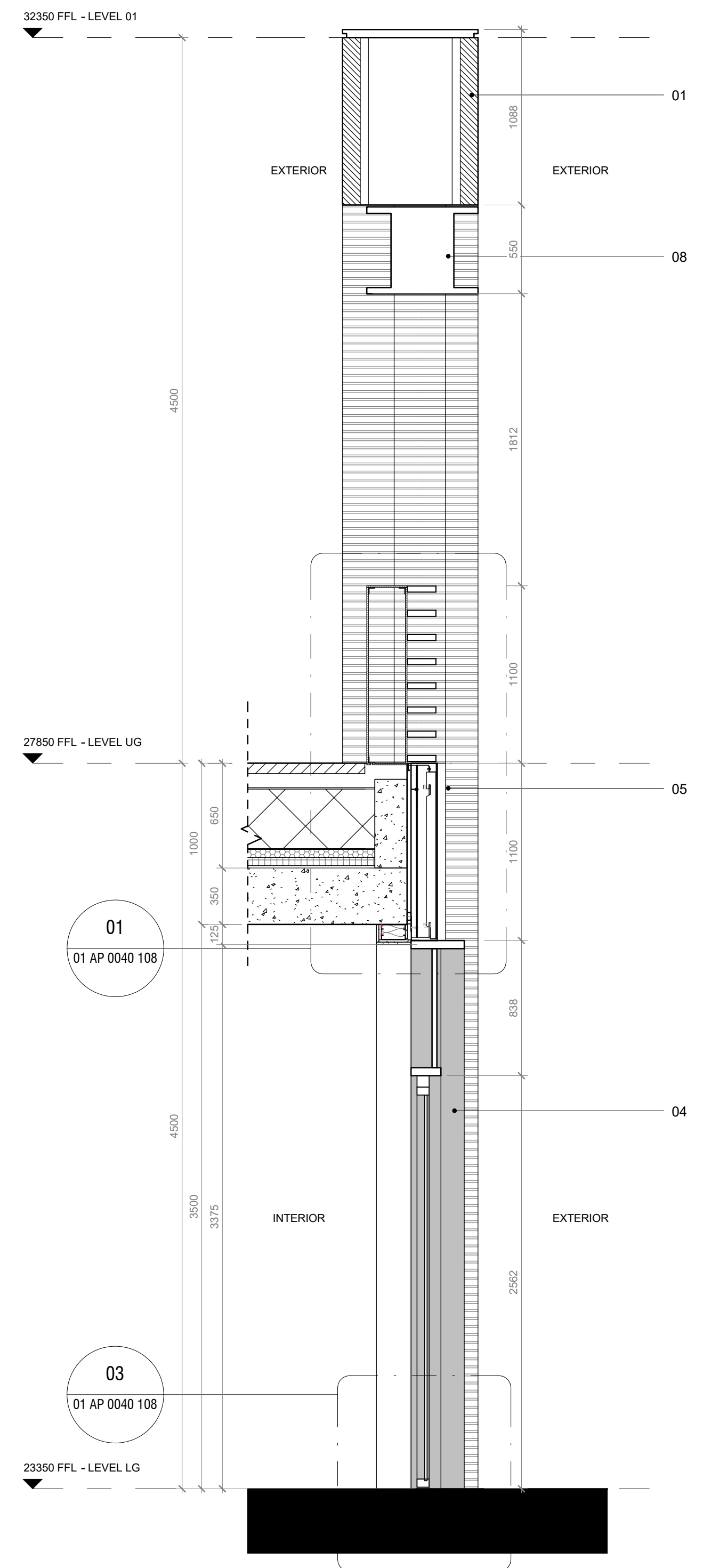
03 - Window Jamb Detail



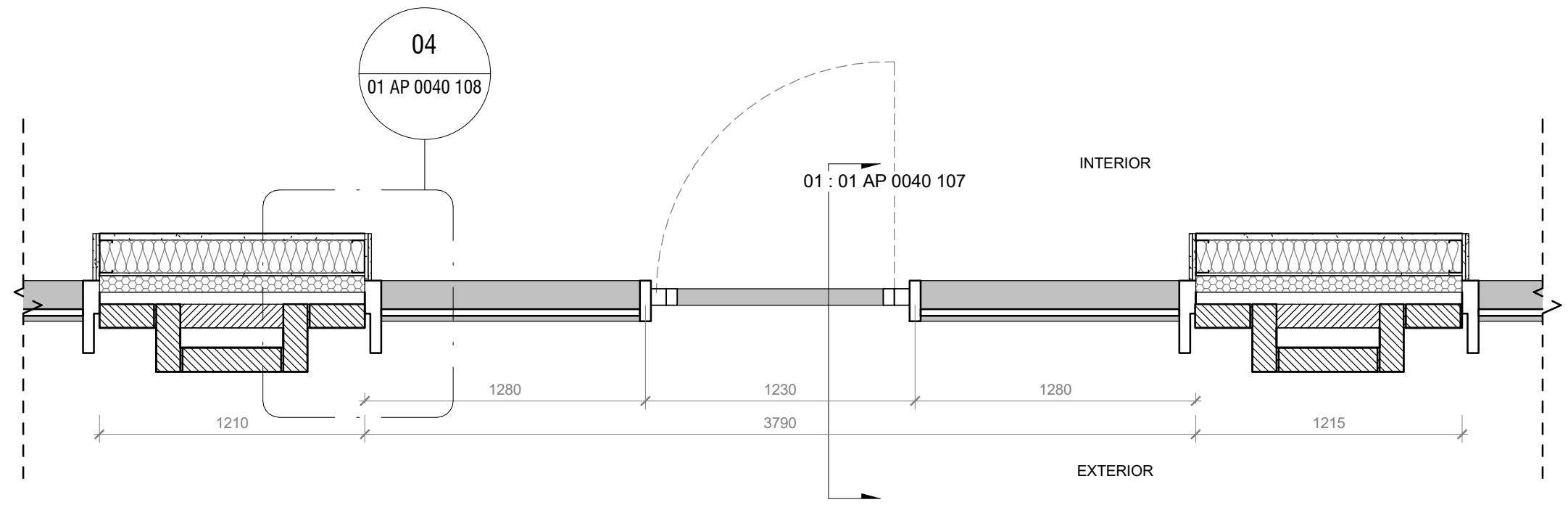
All dimensions are in mm unless otherwise stated
 All dimensions to be verified on site before proceeding with the work
 Any discrepancies to be notified in writing to architect immediately
 All boundaries indicative only and to be confirmed by others



North Block Colonnade South Elevation



01 - North Block Colonnade Section



North Block Colonnade Plan

NOTE

Contractor drawings and samples to be submitted for approval prior to fabrication. Any discrepancies must be reported to the Architect.

All dimensions are in mm unless stated otherwise
 All dimensions to be site checked prior to fabrication/construction

SSL – Structural Slab Level
 SFL – Screed Floor Level – Top of the Screed
 FFL – Finish Floor Level (including finish eg: carpet or tiles)

This drawing must be read in conjunction with all relevant Specifications and Consultant Drawings. Specific drawing information can be found under the following drawing series:

0000 Site	3200 Internal Openings
0010 GA Plans & Reference Plans	3400 Metal Works
0020 GA Elevations	3500 Suspended Ceilings
0030 GA Sections	3600 Balconies
0040 3D Views	4300 Floors
0400 Fire Strategy	5000 Mainly Ducted
1000 Substructure	6600 Mainly Electrical
2000 Structure Coordination	7300 Kitchen
2100 External Walls	7400 Bathrooms
2200 Internal Walls	7500 Cleaning and Maintenance
2400 Stairs and Ramps	7600 Storage and Cupboards
2500 Concrete Finishes	7700 Entrances and Lobbies
2700 Roof	SCH31 Residential Interior Finishes
3000 Curtain Walling	SCH34 Communal Interior Finishes
3100 External Openings	

Guidance Key

- 01 External Brick
 Randers RT Ultima 160. Dimensions 468 x 108 x 38 mm
 Wild bond with 12mm joints
 Mortar joints are to be recessed 5mm
 Colour Mortar Black grey Y2 Medium
- 02 Window Profile
 Shueco AWS 75 Si+. Top hung opening
 Color RAL 9005 Matt
 Aluminium Cill Color RAL 9005 Matt
 Coating PPC Tiger series 68 Hi Weathering 068/80037
- 03 Door Profile
 Shueco ADS 65 HD. Swing door
 Color RAL 9005 Matt
 Coating PPC Tiger series 68 Hi Weathering 068/80037
- 04 Curtain wall profile
 Shueco FWS 50. 160mm protruding capping to external side of mullion
 Color RAL 9005 Matt
 Coating PPC Tiger series 68 Hi Weathering 068/80037
- 05 Metal Spandrel panel
 Color RAL 9005 Matt
 Coating PPC Tiger series 68 Hi Weathering 068/80037
- 06 Metal Balustrade Louvres
 Color RAL 9005 Matt
 Coating PPC Tiger series 68 Hi Weathering 068/80037
- 07 Residential ventilation grille
 Aluminium mesh
 Coating PPC Tiger series 68 Hi Weathering 068/80037
- 08 Decorative 'C' profile
 Aluminium. Concealed Fixings
 Coating PPC Tiger series 68 Hi Weathering 068/80037
- 09 Decorative Screen
 Aluminium. Concealed Fixings
 Logo 101 KX
 Coating PPC Tiger series 68 Hi Weathering 068/80037
- 10 Entrance canopie
 Aluminium. Concealed Fixings
 Coating PPC Tiger series 68 Hi Weathering 068/80037

REV	DATE	NOTES	JG
-	19.11.18	Issue to Camden	INT

STAGE 05

HUTCHINSON & PARTNERS

3 12 The Record Hall, 16-16A Baldwin's Garden, London, EC1N 7RJ
 1 020 3176 8192 e. info@hutchinsonandpartners.com w. www.hutchinsonandpartners.com

JOB TITLE
 Stanley Sidings, 101 Camley Street, Camden

DRAWING TITLE / LOCATION
 Typical North Block Colonnade Bay

DRAWN BY	CHECKED	SCALE	STATUS
AO	GF	1:25 @ A1 / 1:50 @ A3	STAGE 05

PROJECT	DRAWING NO	REVISION
16022	01 AP 0040 107	-

CLIENT



All dimensions are in mm unless otherwise stated
 All dimensions to be verified on site before proceeding with the work
 Any discrepancies to be notified in writing to architect immediately
 All boundaries indicative only and to be confirmed by others

NOTE
 Contractor drawings and samples to be submitted for approval prior to fabrication. Any discrepancies must be reported to the Architect.
 All dimensions are in mm unless stated otherwise
 All dimensions to be site checked prior to fabrication/construction

SSL – Structural Slab Level
 SFL – Screed Floor Level – Top of the Screed
 FFL – Finish Floor Level (including finish eg: carpet or tiles)

This drawing must be read in conjunction with all relevant Specifications and Consultant Drawings. Specific drawing information can be found under the following drawing series:

0000 Site	3200 Internal Openings
0010 GA Plans & Reference Plans	3400 Metal Works
0020 GA Elevations	3500 Suspended Ceilings
0030 GA Sections	3600 Balconies
0040 3D Views	4300 Floors
0400 Fire Strategy	5000 Mainly Ducted
1000 Substructure	6600 Mainly Electrical
2000 Structure Coordination	7300 Kitchen
2100 External Walls	7400 Bathrooms
2200 Internal Walls	7500 Cleaning and Maintenance
2400 Stairs and Ramps	7600 Storage and Cupboards
2500 Concrete Finishes	7700 Entrances and Lobbies
2700 Roof	SCH31 Residential Interior Finishes
3000 Curtain Walling	SCH34 Communal Interior Finishes
3100 External Openings	

Guidance Key

01	External Brick Renders RT Ultima 160. Dimensions 468 x 108 x 38 mm Wild bond with 12mm joints Mortar joints are to be recessed 5mm Colour Mortar Black grey Y2 Medium
02	Window Profile Shueco AWS 75 Si+. Top hung opening Color RAL 9005 Matt Aluminium Cill Color RAL 9005 Matt Coating PPC Tiger series 68 Hi Weathering 068/80037
03	Door Profile Shueco ADS 65 HD. Swing door Color RAL 9005 Matt Coating PPC Tiger series 68 Hi Weathering 068/80037
04	Curtain wall profile Shueco FWS 50. 160mm protruding capping to external side of mullion Color RAL 9005 Matt Coating PPC Tiger series 68 Hi Weathering 068/80037
05	Metal Spandrel panel Color RAL 9005 Matt Coating PPC Tiger series 68 Hi Weathering 068/80037
06	Metal Balustrade Louvres Color RAL 9005 Matt Coating PPC Tiger series 68 Hi Weathering 068/80037
07	Residential ventilation grille Aluminium mesh Coating PPC Tiger series 68 Hi Weathering 068/80037
08	Decorative 'C' profile Aluminium. Concealed Fixings Coating PPC Tiger series 68 Hi Weathering 068/80037
09	Decorative Screen Aluminium. Concealed Fixings Logo 101 KX Coating PPC Tiger series 68 Hi Weathering 068/80037
10	Entrance canopie Aluminium. Concealed Fixings Coating PPC Tiger series 68 Hi Weathering 068/80037

19.11.18	Issue to Camden	JG
REV	DATE	NOTES
		INT

STAGE 05

HUTCHINSON & PARTNERS
 3 12 The Record Hall, 16-16A Baldwin's Garden, London, EC1N 7RJ
 1 020 3176 8192 e. info@hutchinsonandpartners.com w. www.hutchinsonandpartners.com

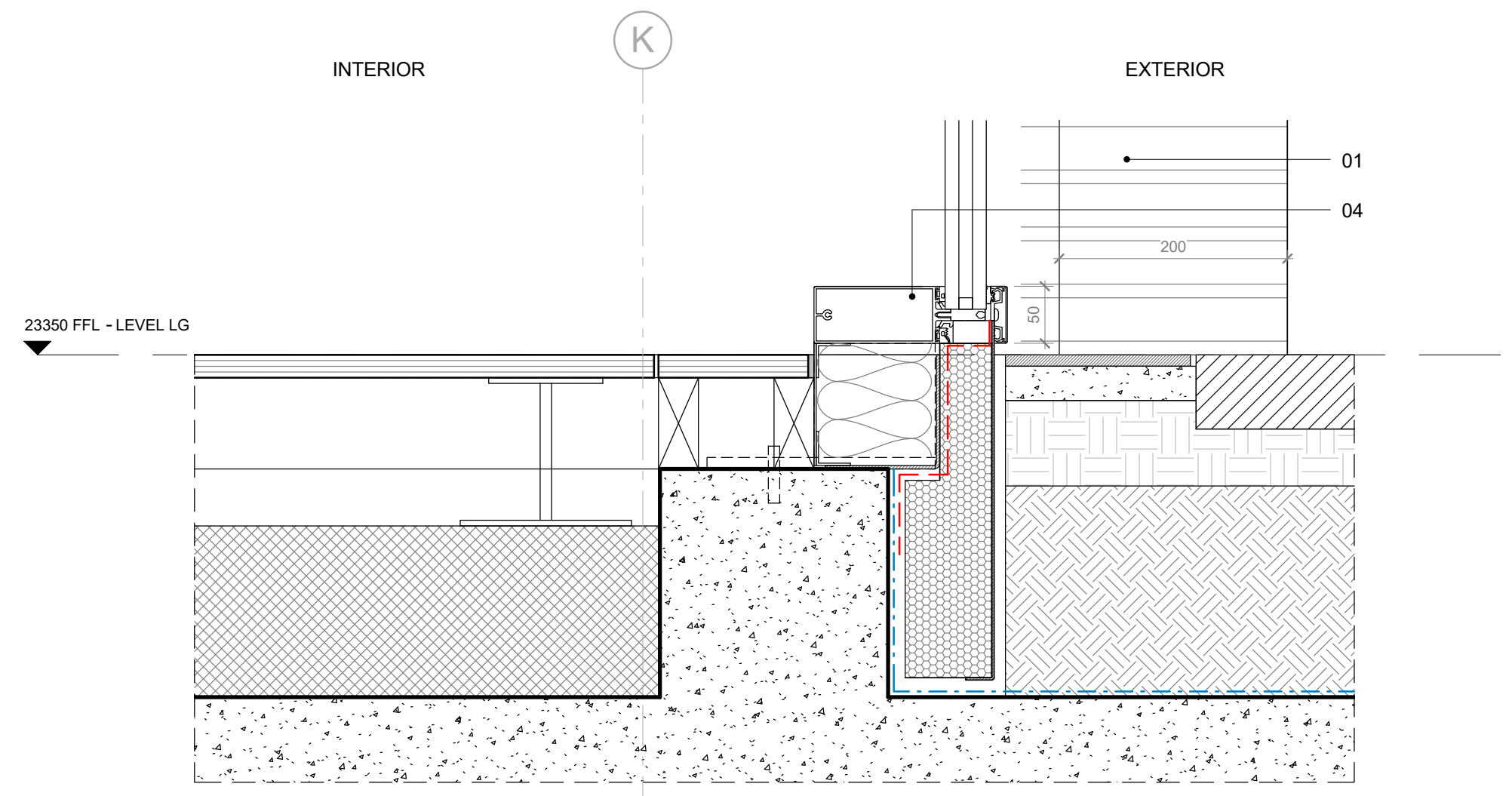
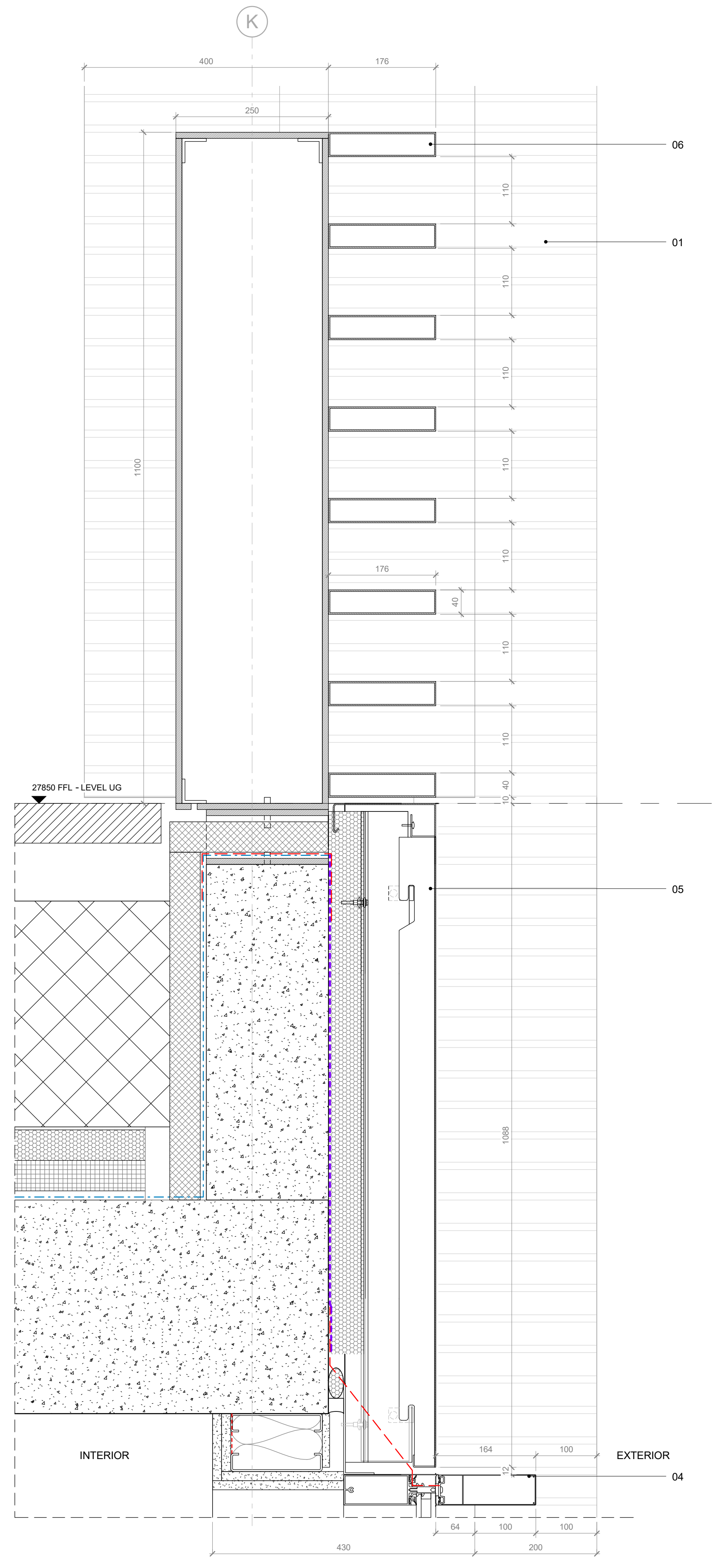
JOB TITLE
Stanley Sidings, 101 Camley Street, Camden

DRAWING TITLE / LOCATION
Typical North Block Colonnade Bay - Details

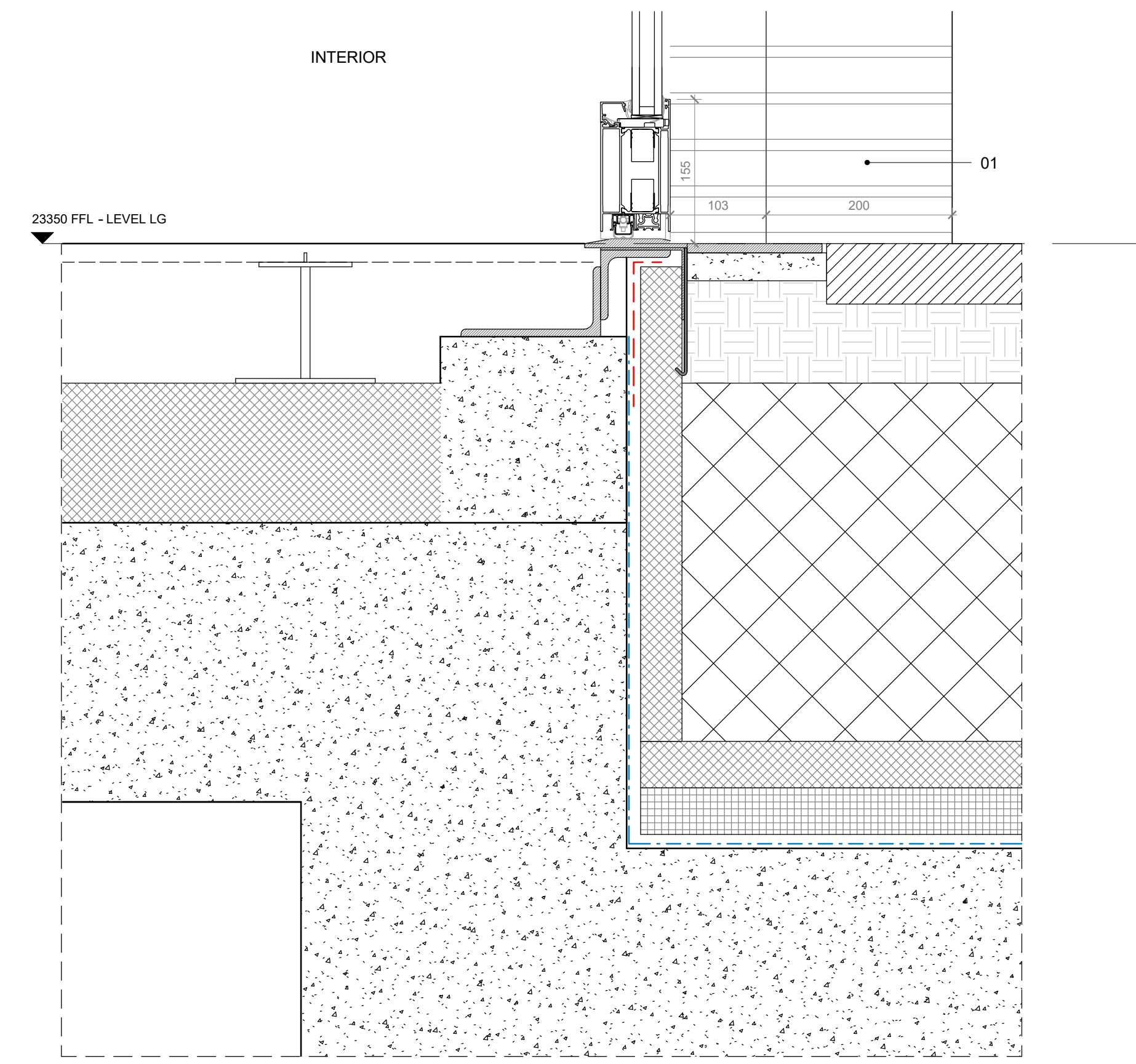
DRAWN BY	CHECKED	SCALE	STATUS
AO	GF	1:5 @ A1 / 1:10 @ A3	STAGE 05

PROJECT	DRAWING NO	REVISION
16022	01 AP 0040 108	-

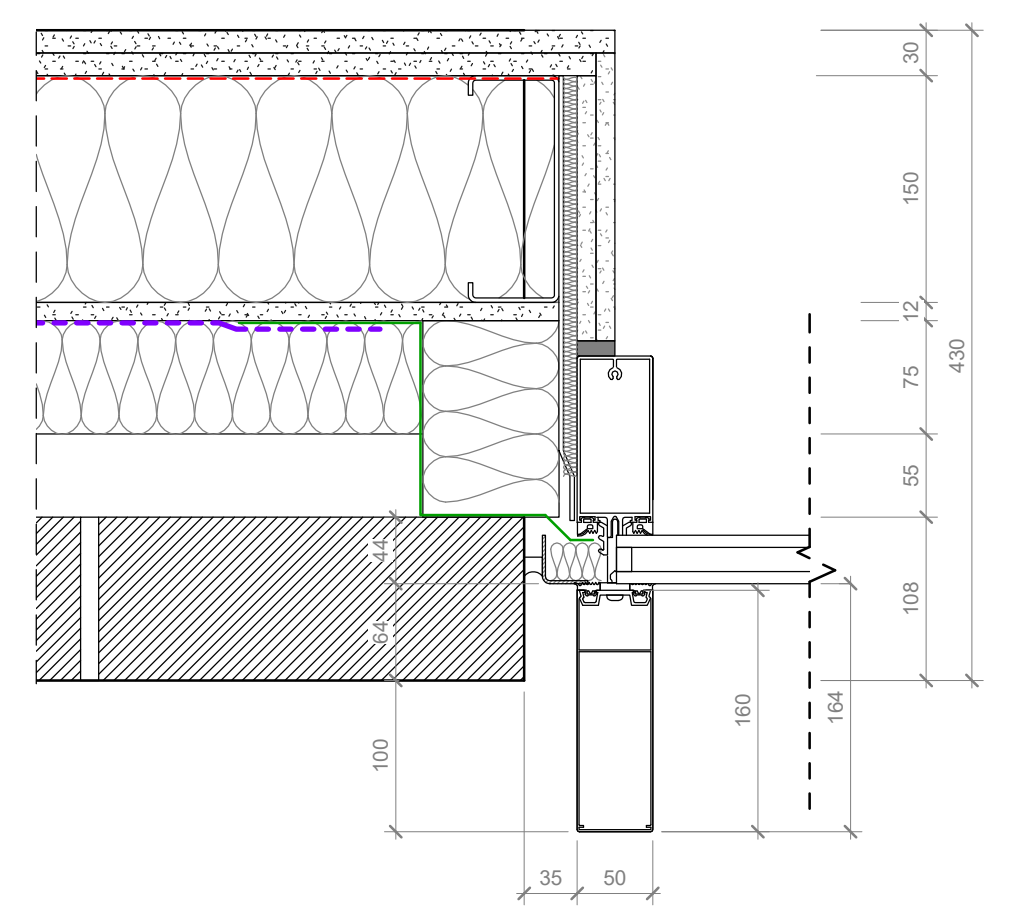
CLIENT



02 - North Block, LG Curtain Walling, Base Detail



03 - North Block, LG Curtain Walling, Door Threshold



04 - Curtain WallJamb Detail



01 - North Block, LG Curtain Walling, Head Detail

All dimensions are in mm unless otherwise stated
 All dimensions to be verified on site before proceeding with the work
 Any discrepancies to be notified in writing to architect immediately
 All boundaries indicative only and to be confirmed by others

NOTE

Contractor drawings and samples to be submitted for approval prior to fabrication. Any discrepancies must be reported to the Architect.

All dimensions are in mm unless stated otherwise
 All dimensions to be site checked prior to fabrication/construction

SSL – Structural Slab Level
 SFL – Screed Floor Level – Top of the Screed
 FFL – Finish Floor Level (including finish eg: carpet or tiles)

This drawing must be read in conjunction with all relevant Specifications and Consultant Drawings. Specific drawing information can be found under the following drawing series:

0000	Site	3200	Internal Openings
0010	GA Plans & Reference Plans	3400	Metal Works
0020	GA Elevations	3500	Suspended Ceilings
0030	GA Sections	3600	Floors
0040	3D Views	4300	Mainly Ducted
0400	Fire Strategy	5000	Mainly Electrical
1000	Substructure	6600	Kitchen
2000	Structure Coordination	7300	Bathrooms
2100	External Walls	7400	Cleaning and Maintenance
2200	Internal Walls	7500	Storage and Cupboards
2400	Stairs and Ramps	7600	Entrances and Lobbies
2500	Concrete Finishes	7700	Residential Interior Finishes
2700	Roof	SCH31	SCH34 Communal Surface Finishes
3000	Curtain Walling		
3100	External Openings		

Guidance Key

- 01 External Brick
 Randers RT Ultima 160. Dimensions 468 x 108 x 38 mm
 Wild bond with 12mm joints
 Mortar joints are to be recessed 5mm
 Colour Mortar Black grey Y2 Medium
- 02 Window Profile
 Shueco AWS 75 Si+. Top hung opening
 Color RAL 9005 Matt
 Aluminium Cill Color RAL 9005 Matt
 Coating PPC Tiger series 68 Hi Weathering 068/80037
- 03 Door Profile
 Shueco ADS 65 HD. Swing door
 Color RAL 9005 Matt
 Coating PPC Tiger series 68 Hi Weathering 068/80037
- 04 Curtain wall profile
 Shueco FWS 50. 160mm protruding capping to external side of mullion
 Color RAL 9005 Matt
 Coating PPC Tiger series 68 Hi Weathering 068/80037
- 05 Metal Spandrel panel
 Color RAL 9005 Matt
 Coating PPC Tiger series 68 Hi Weathering 068/80037
- 06 Metal Balustrade Louvres
 Color RAL 9005 Matt
 Coating PPC Tiger series 68 Hi Weathering 068/80037
- 07 Residential ventilation grille
 Aluminium mesh
 Coating PPC Tiger series 68 Hi Weathering 068/80037
- 08 Decorative 'C' profile
 Aluminium. Concealed Fixings
 Coating PPC Tiger series 68 Hi Weathering 068/80037
- 09 Decorative Screen
 Aluminium. Concealed Fixings
 Logo 101 KX
 Coating PPC Tiger series 68 Hi Weathering 068/80037
- 10 Entrance canopie
 Aluminium. Concealed Fixings
 Coating PPC Tiger series 68 Hi Weathering 068/80037

REV	DATE	NOTES	JG
-	19.11.18	Issue to Camden	INT

STAGE 05

HUTCHINSON & PARTNERS

3 12 The Record Hall, 16-16A Baldwin's Garden, London, EC1N 7RJ
 T 020 3176 8192 e. info@hutchinsonandpartners.com w. www.hutchinsonandpartners.com

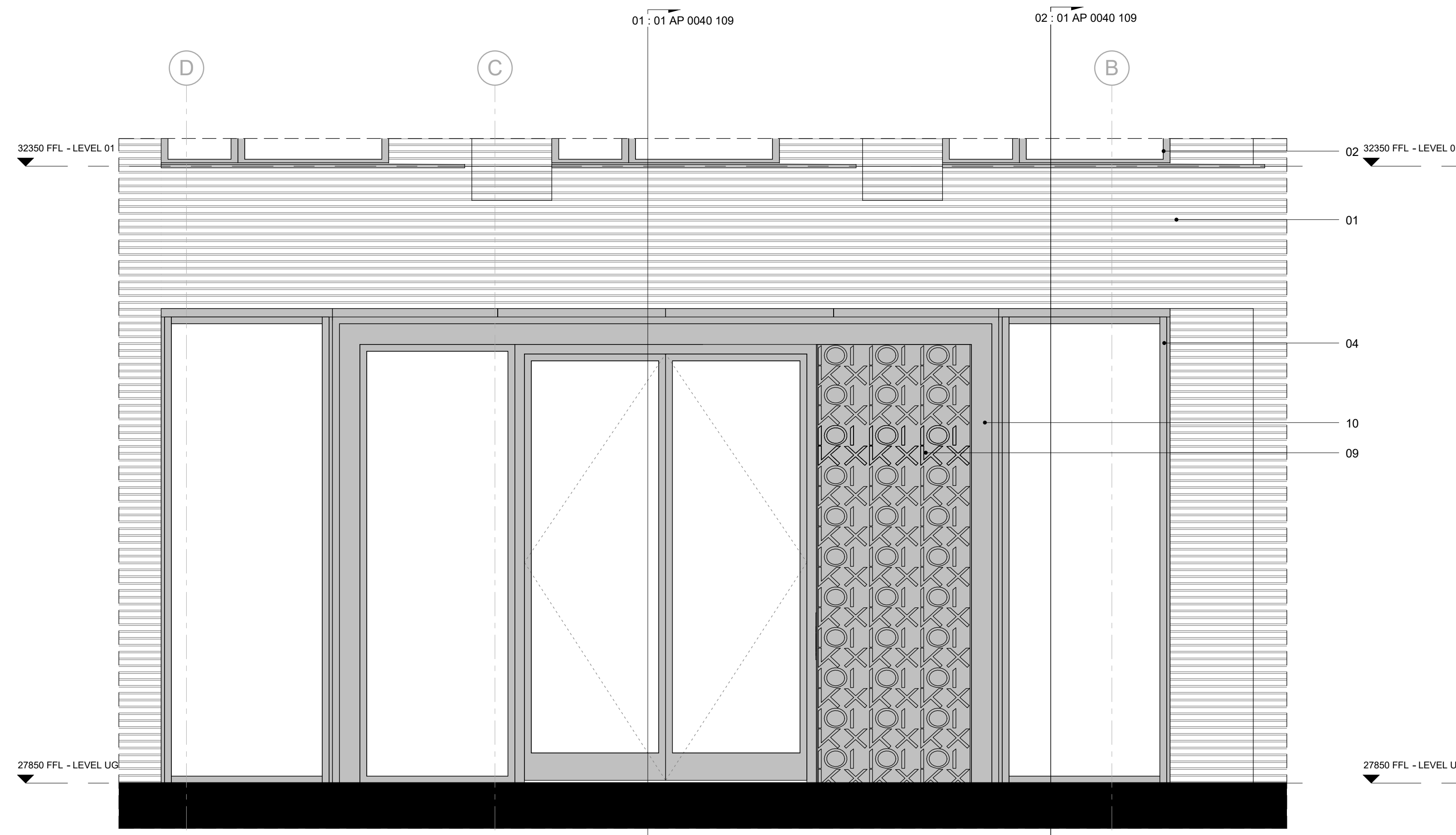
JOB TITLE
Stanley Sidings, 101 Camley Street, Camden

DRAWING TITLE / LOCATION
Typical Reception Entrance Bay

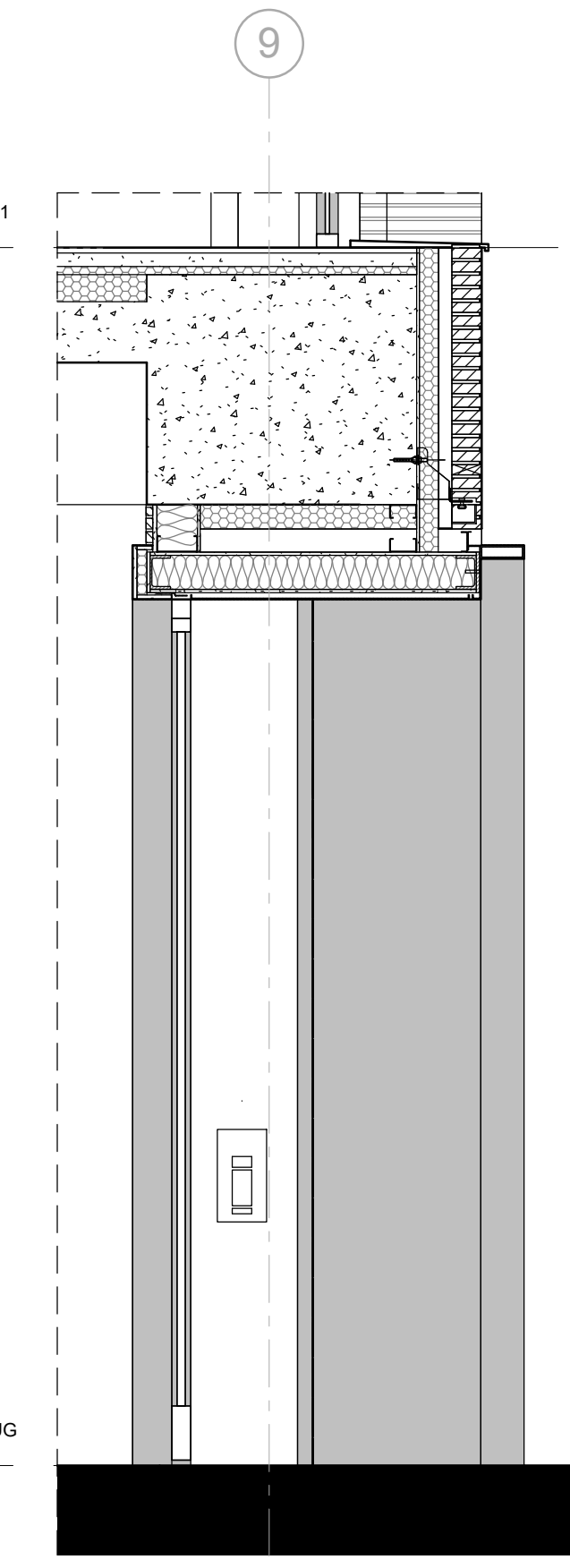
DRAWN BY	CHECKED	SCALE	STATUS
AO	GF	1:25 @ A1 / 1:50 @ A3	STAGE 05

PROJECT	DRAWING NO	REVISION
16022	01 AP 0040 109	-

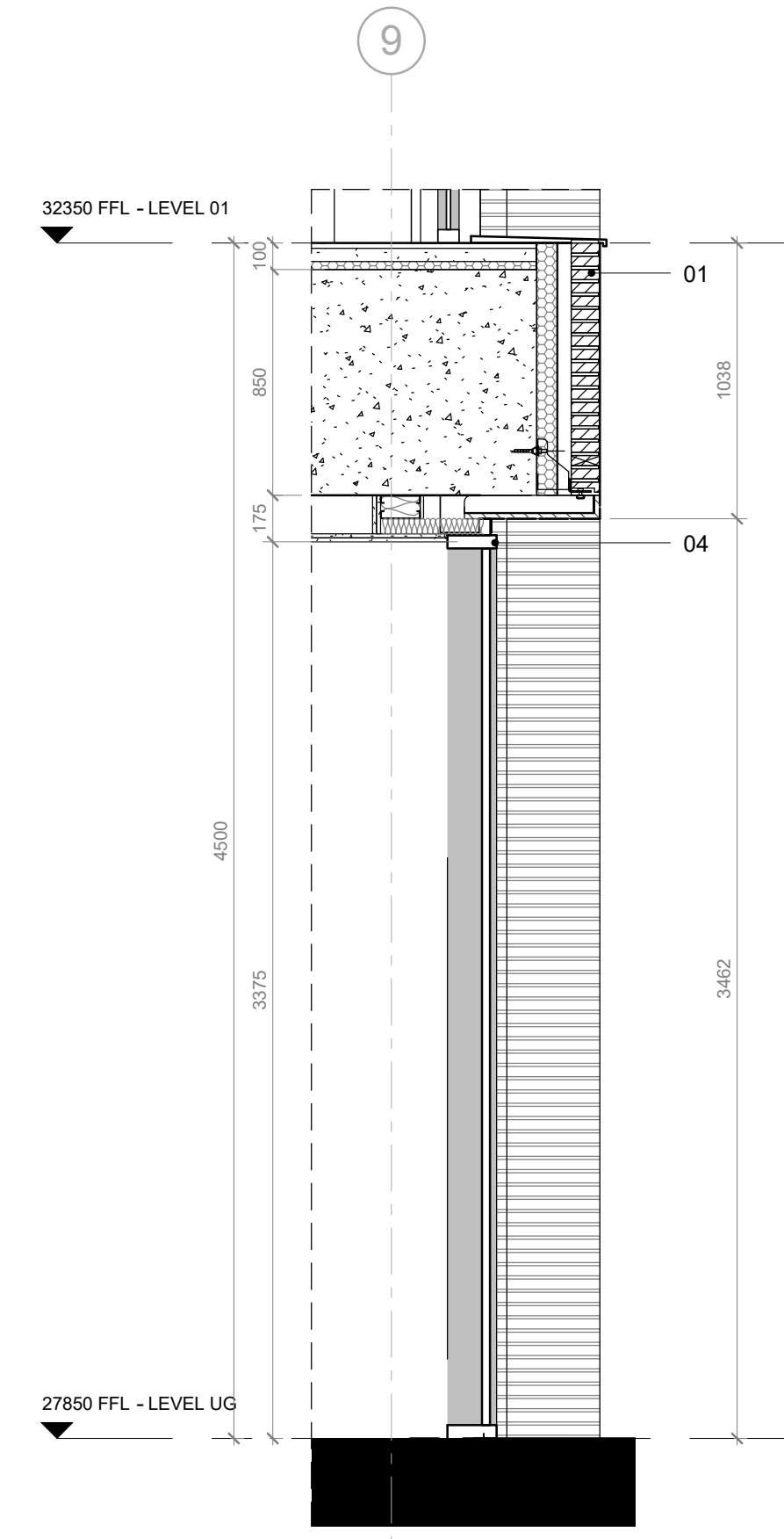
CLIENT



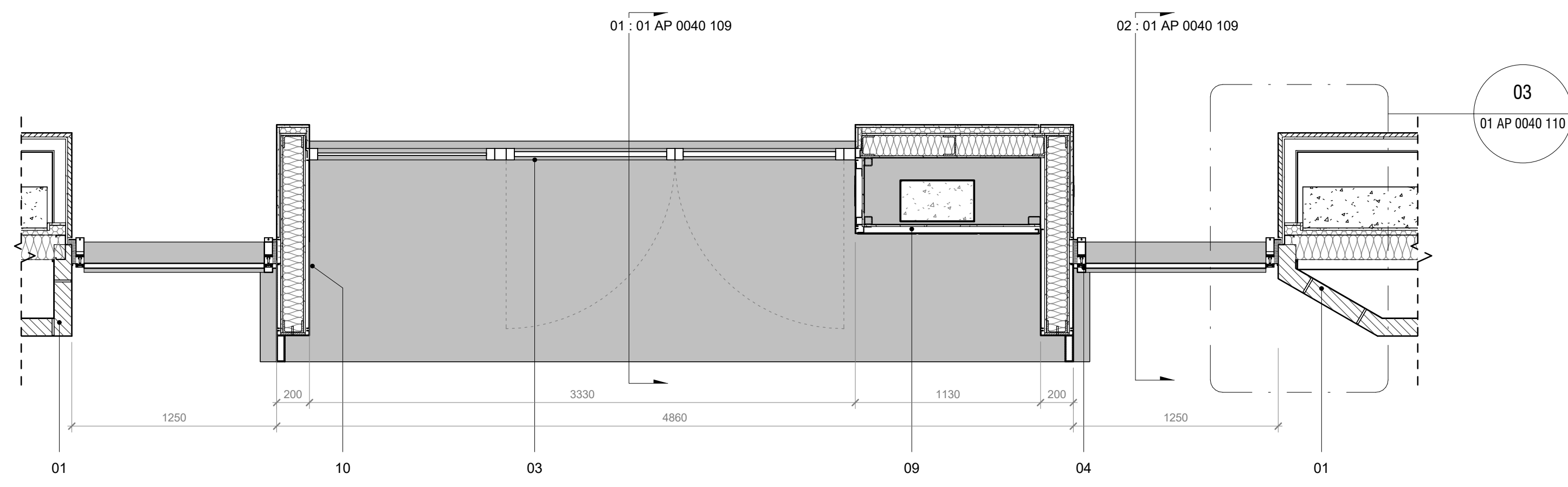
Reception Entrance Elevation



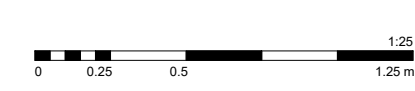
01 - Reception Entrance Section



02 - Reception Entrance Section



Reception Entrance Plan



All dimensions are in mm unless otherwise stated
 All dimensions to be verified on site before proceeding with the work
 Any discrepancies to be notified in writing to architect immediately
 All boundaries indicative only and to be confirmed by others

NOTE

Contractor drawings and samples to be submitted for approval prior to fabrication. Any discrepancies must be reported to the Architect.

All dimensions are in mm unless stated otherwise
 All dimensions to be site checked prior to fabrication/construction

SSL – Structural Slab Level
 SFL – Screed Floor Level – Top of the Screed
 FFL – Finish Floor Level (including finish eg: carpet or tiles)

This drawing must be read in conjunction with all relevant Specifications and Consultant Drawings. Specific drawing information can be found under the following drawing series:

0000	Site	3200	Internal Openings
0010	GA Plans & Reference Plans	3400	Metal Works
0020	GA Elevations	3500	Suspended Ceilings
0030	GA Sections	3600	Balconies
0040	3D Views	4300	Floors
0400	Fire Strategy	5000	Mainly Ducted
1000	Substructure	6600	Mainly Electrical
2000	Structure Coordination	7300	Kitchen
2100	External Walls	7400	Bathrooms
2200	Internal Walls	7500	Cleaning and Maintenance
2400	Stairs and Ramps	7600	Storage and Cupboards
2500	Concrete Finishes	7700	Entrances and Lobbies
2700	Roof	SCH31	Residential Interior Finishes
3000	Curtain Walling	SCH34	Communal Interior Finishes
3100	External Openings		

Guidance Key

01	External Brick Randers RT Ultima 160. Dimensions 468 x 108 x 38 mm Wild bond with 12mm joints Mortar joints are to be recessed 5mm Colour Mortar Black grey Y2 Medium
02	Window Profile Shueco AWS 75 Si+. Top hung opening Color RAL 9005 Matt Aluminium Cill Color RAL 9005 Matt Coating PPC Tiger series 68 Hi Weathering 068/80037
03	Door Profile Shueco ADS 65 HD. Swing door Color RAL 9005 Matt Coating PPC Tiger series 68 Hi Weathering 068/80037
04	Curtain wall profile Shueco FWS 50. 160mm protruding capping to external side of mullion Color RAL 9005 Matt Coating PPC Tiger series 68 Hi Weathering 068/80037
05	Metal Spandrel panel Color RAL 9005 Matt Coating PPC Tiger series 68 Hi Weathering 068/80037
06	Metal Balustrade Louvres Color RAL 9005 Matt Coating PPC Tiger series 68 Hi Weathering 068/80037
07	Residential ventilation grille Aluminium mesh Coating PPC Tiger series 68 Hi Weathering 068/80037
08	Decorative 'C' profile Aluminium. Concealed Fixings Coating PPC Tiger series 68 Hi Weathering 068/80037
09	Decorative Screen Aluminium. Concealed Fixings Logo 101 KX Coating PPC Tiger series 68 Hi Weathering 068/80037
10	Entrance canopie Aluminium. Concealed Fixings Coating PPC Tiger series 68 Hi Weathering 068/80037

REV	DATE	NOTES	JG
-	19.11.18	Issue to Camden	INT

STAGE 05

HUTCHINSON & PARTNERS

3-12 The Record Hall, 16-16A Baldwin's Garden, London, EC1N 7RJ
 T: 020 3176 8192 e: info@hutchinsonandpartners.com w: www.hutchinsonandpartners.com

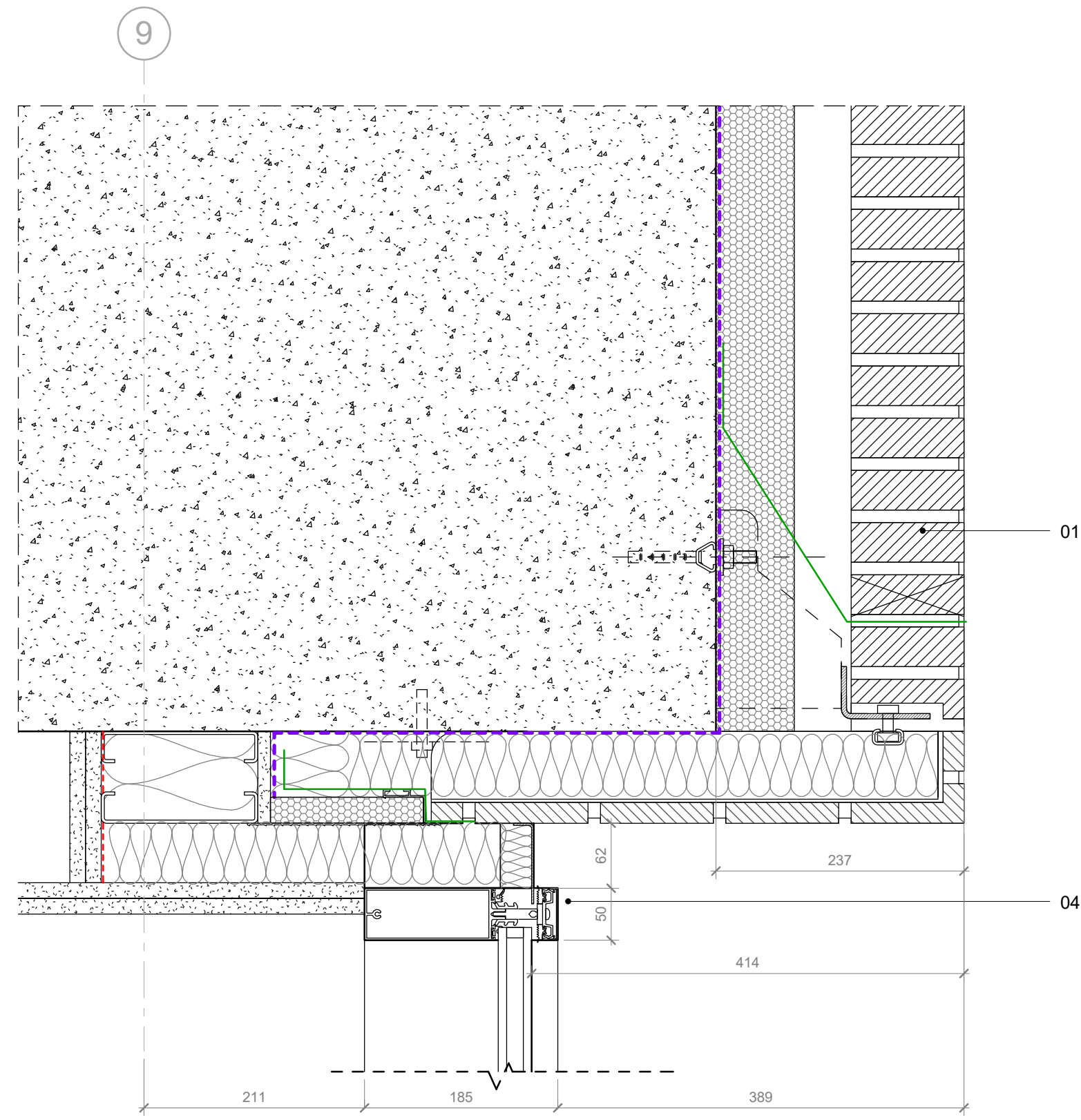
JOB TITLE
Stanley Sidings, 101 Camley Street, Camden

DRAWING TITLE / LOCATION
Typical Reception Entrance Bay - Details

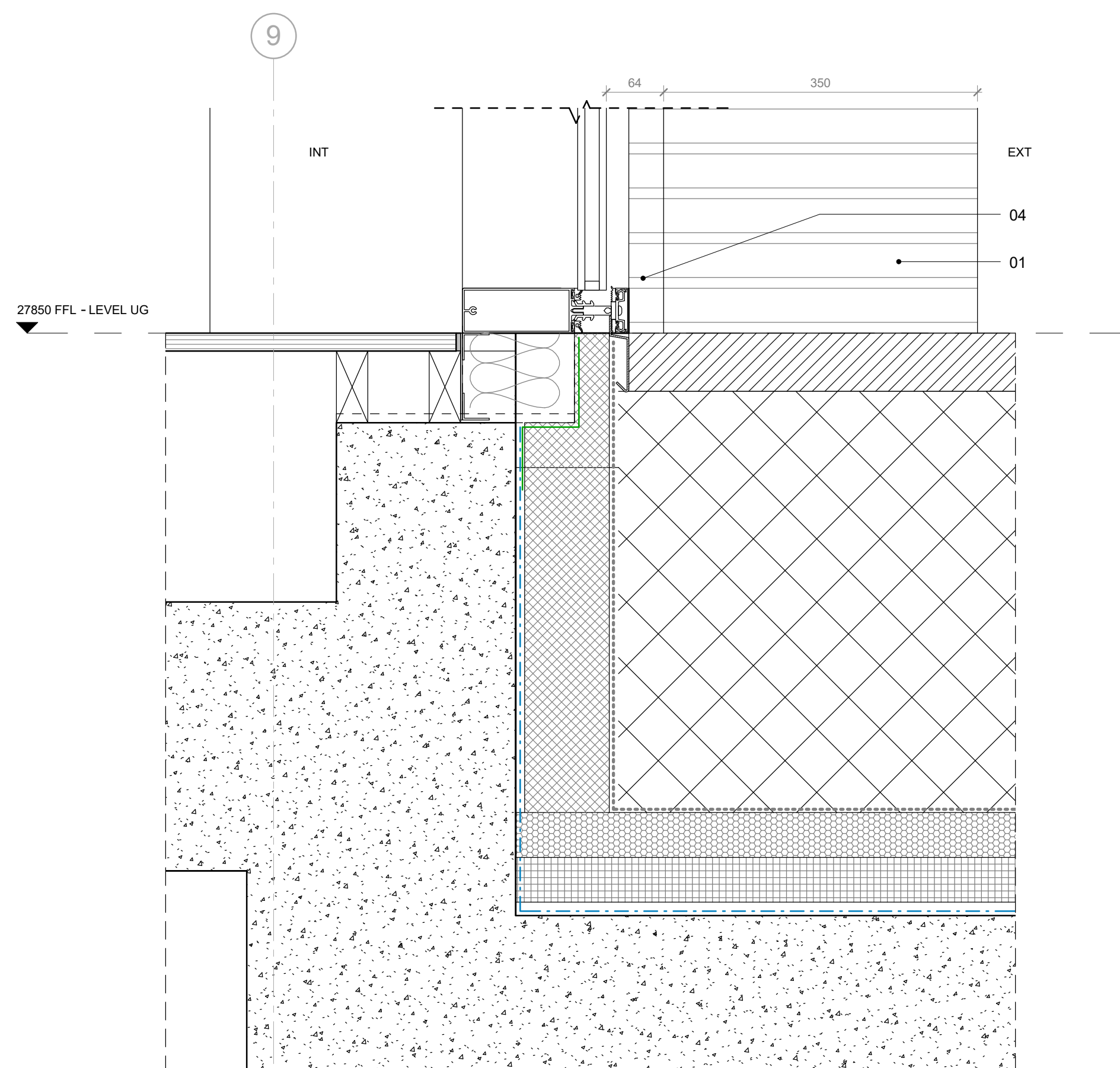
DRAWN BY	CHECKED	SCALE	STATUS
AO	GF	1:5 @ A1 / 1:10 @ A3	STAGE 05

PROJECT	DRAWING NO	REVISION
16022	01 AP 0040 110	-

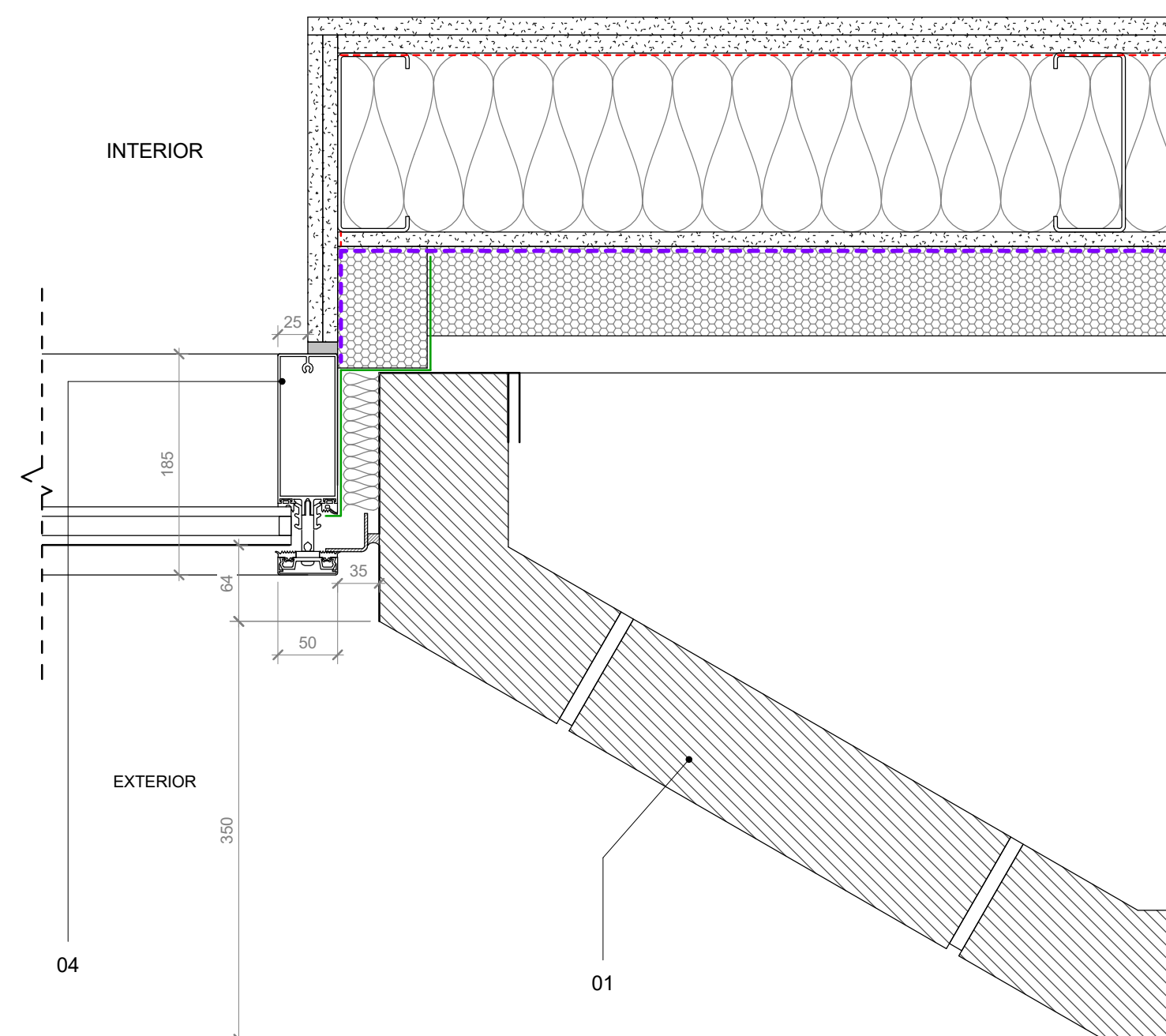
CLIENT



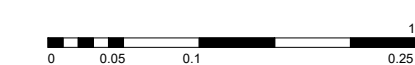
01 - Reception ENtrance Curtain Walling, Head Detail



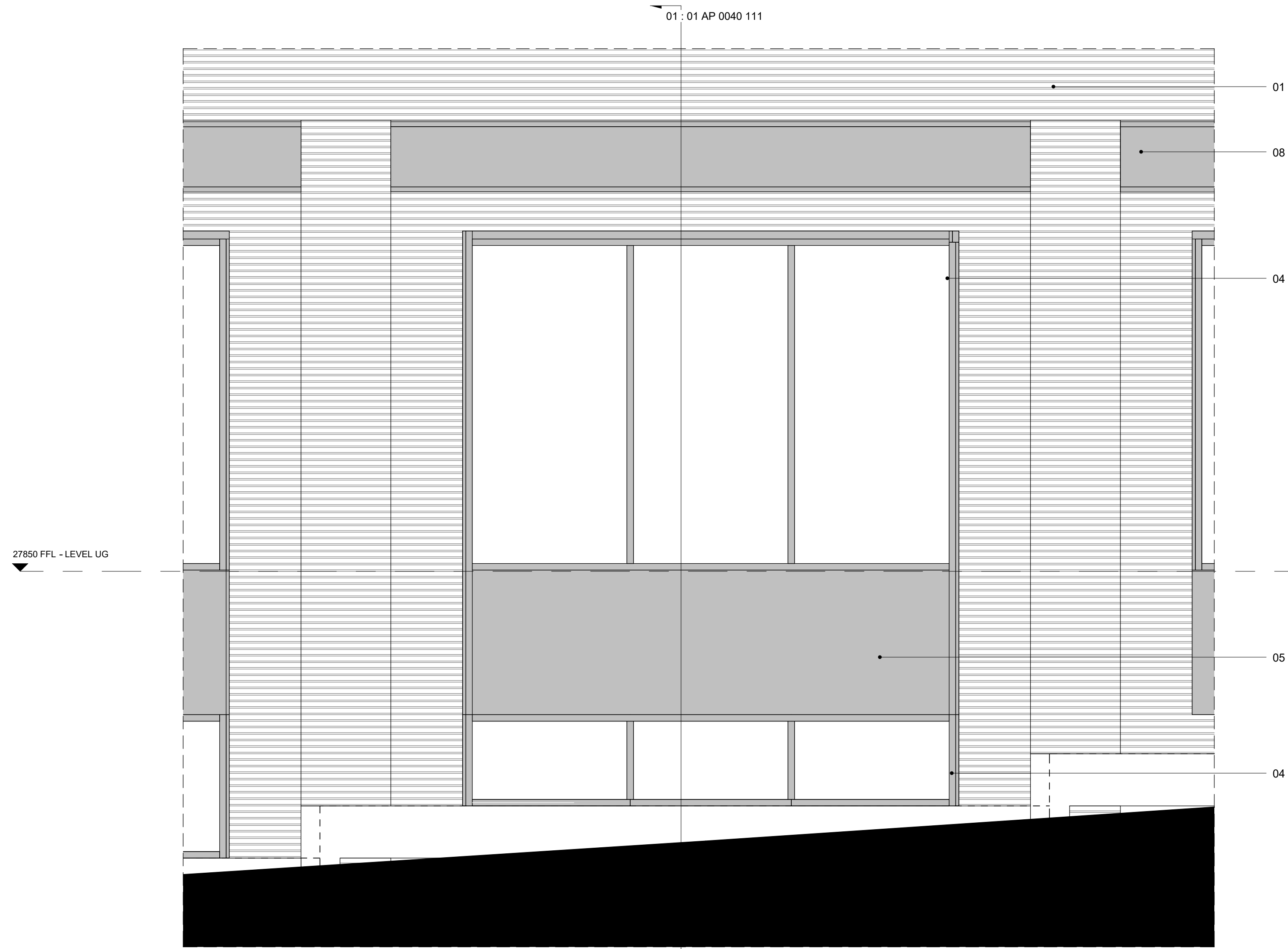
02 - Reception Entrance Curtain Walling, Base Detail



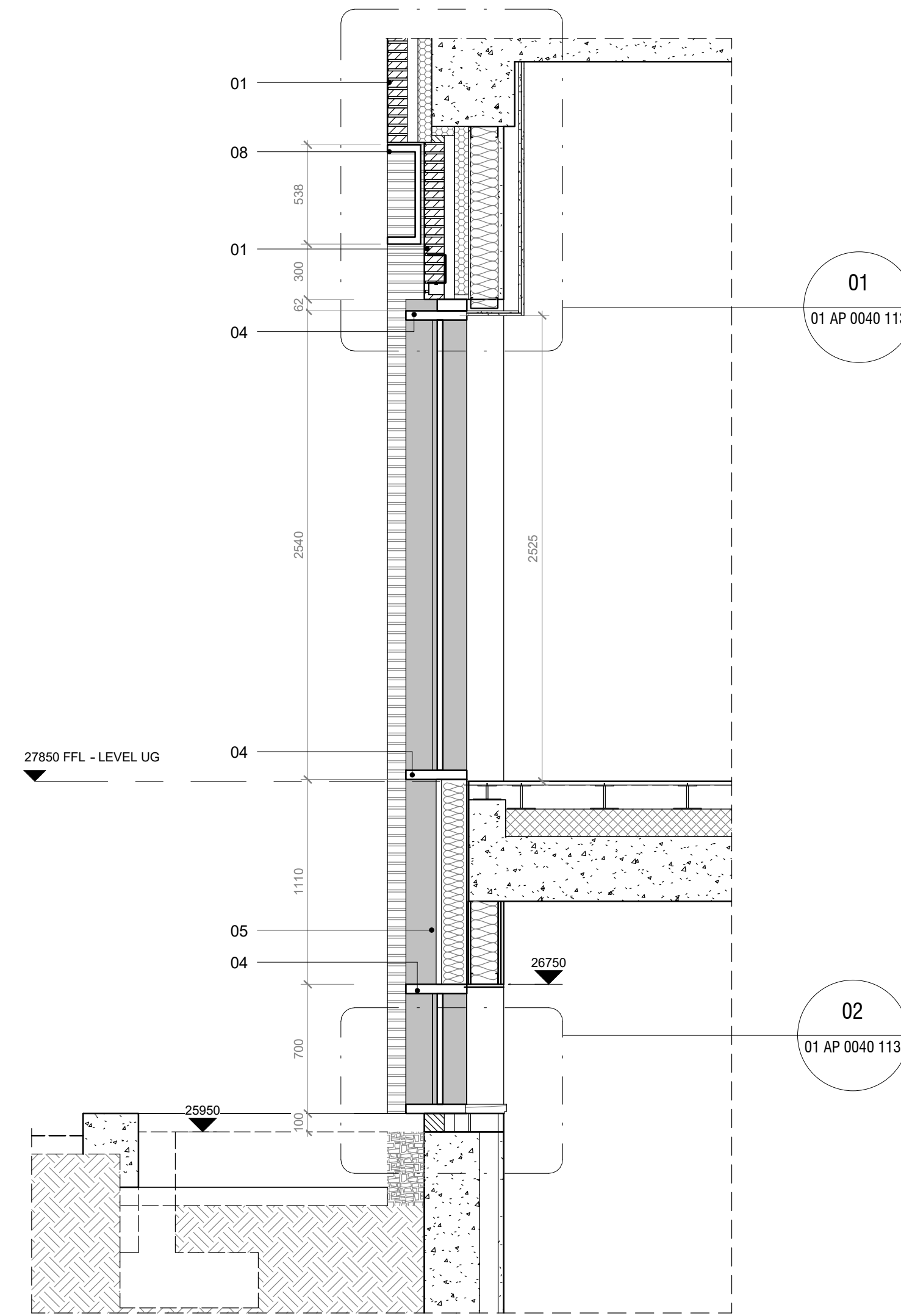
03 - Reception Entrance Curtain Walling, Jamb Detail



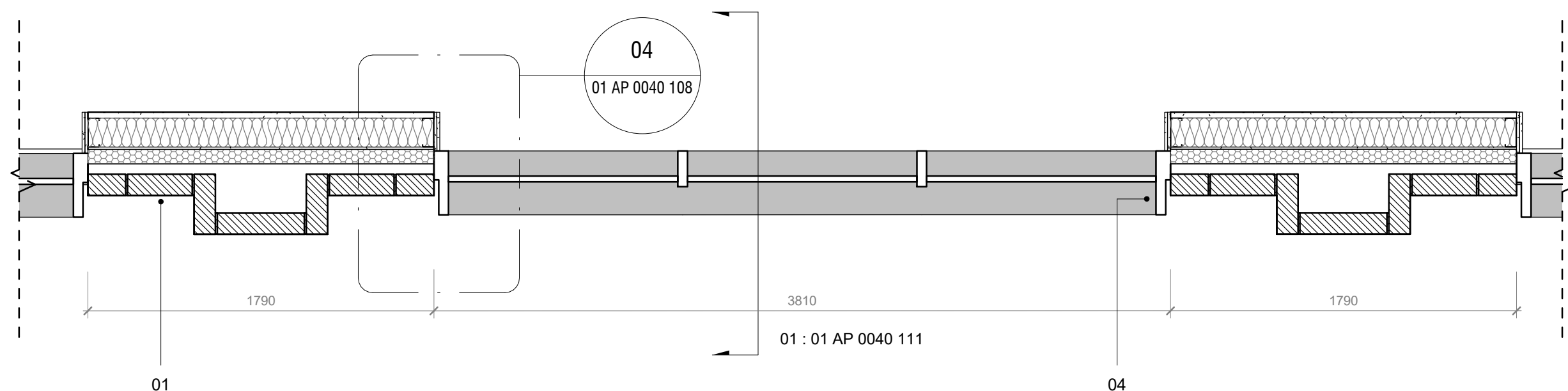
All dimensions are in mm unless otherwise stated
 All dimensions to be verified on site before proceeding with the work
 Any discrepancies to be notified in writing to architect immediately
 All boundaries indicative only and to be confirmed by others



Curtain Wall - Camley St. Elevation



01 - Curtain Wall - Camley St. Section



Curtain Wall - Camley St. Plan

NOTE
 Contractor drawings and samples to be submitted for approval prior to fabrication. Any discrepancies must be reported to the Architect.
 All dimensions are in mm unless otherwise stated
 All dimensions to be site checked prior to fabrication/construction

SSL - Structural Slab Level
 SFL - Screed Floor Level - Top of the Screed
 FFL - Finish Floor Level (including finish eg: carpet or tiles)
 This drawing must be read in conjunction with all relevant Specifications and Consultant Drawings. Specific drawing information can be found under the following drawing series:

0000	Site	3200	Internal Openings
0010	GA Plans & Reference Plans	3400	Metal Works
0020	GA Elevations	3500	Suspended Ceilings
0030	GA Sections	3600	Balconies
0040	3D Views	4300	Floors
0400	Fire Strategy	5000	Mainly Ducted
1000	Substructure	6600	Mainly Electrical
2000	Structure Coordination	7300	Kitchen
2100	External Walls	7400	Bathrooms
2200	Internal Walls	7500	Cleaning and Maintenance
2400	Stairs and Ramps	7600	Storage and Cupboards
2500	Concrete Finishes	7700	Entrances and Lobbies
2700	Roof	SCH31	Residential Interior Finishes
3000	Curtain Walling	SCH34	Communal Interior Finishes
3100	External Openings		

Guidance Key

01	External Brick Renders RT Ultima 160. Dimensions 468 x 108 x 38 mm Wild bond with 12mm joints Mortar joints are to be recessed 5mm Colour Mortar Black grey Y2 Medium
02	Window Profile Shueco AWS 75 Si+. Top hung opening Color RAL 9005 Matt Aluminium Cill Color RAL 9005 Matt Coating PPC Tiger series 68 Hi Weathering 068/80037
03	Door Profile Shueco ADS 65 HD. Swing door Color RAL 9005 Matt Coating PPC Tiger series 68 Hi Weathering 068/80037
04	Curtain wall profile Shueco FWS 50. 160mm protruding capping to external side of mullion Color RAL 9005 Matt Coating PPC Tiger series 68 Hi Weathering 068/80037
05	Metal Spandrel panel Color RAL 9005 Matt Coating PPC Tiger series 68 Hi Weathering 068/80037
06	Metal Balustrade Louvres Color RAL 9005 Matt Coating PPC Tiger series 68 Hi Weathering 068/80037
07	Residential ventilation grille Aluminium mesh Coating PPC Tiger series 68 Hi Weathering 068/80037
08	Decorative 'C' profile Aluminium. Concealed Fixings Coating PPC Tiger series 68 Hi Weathering 068/80037
09	Decorative Screen Aluminium. Concealed Fixings Logo 101 KX Coating PPC Tiger series 68 Hi Weathering 068/80037
10	Entrance canopie Aluminium. Concealed Fixings Coating PPC Tiger series 68 Hi Weathering 068/80037

REV	DATE	NOTES	JG
-	19.11.18	Issue to Camden	

STAGE 05

HUTCHINSON & PARTNERS
 3 12 The Record Hall, 16-16A Baldwin's Garden, London, EC1N 7RJ
 1 020 3176 8192 e. info@hutchinsonandpartners.com w. www.hutchinsonandpartners.com

JOB TITLE
Stanley Sidings, 101 Camley Street, Camden

DRAWING TITLE / LOCATION
Typical Employment Curtain Wall Bay - Camley Street

DRAWN BY	CHECKED	SCALE	STATUS
AO	GF	1:25 @ A1 / 1:50 @ A3	STAGE 05

PROJECT	DRAWING NO	REVISION
16022	01 AP 0040 111	-

CLIENT



All dimensions are in mm unless otherwise stated
 All dimensions to be verified on site before proceeding with the work
 Any discrepancies to be notified in writing to architect immediately
 All boundaries indicative only and to be confirmed by others

NOTE
 Contractor drawings and samples to be submitted for approval prior to fabrication. Any discrepancies must be reported to the Architect.
 All dimensions are in mm unless stated otherwise
 All dimensions to be site checked prior to fabrication/construction

SSL – Structural Slab Level
 SFL – Screed Floor Level – Top of the Screed
 FFL – Finish Floor Level (including finish eg: carpet or tiles)
 This drawing must be read in conjunction with all relevant Specifications and Consultant Drawings. Specific drawing information can be found under the following drawing series:

0000	Site	3200	Internal Openings
0010	GA Plans & Reference Plans	3400	Metal Works
0020	GA Elevations	3500	Suspended Ceilings
0030	GA Sections	3600	Balconies
0040	3D Views	4300	Floors
0400	Fire Strategy	5000	Mainly Ducted
1000	Substructure	6600	Mainly Electrical
2000	Structure Coordination	7300	Kitchen
2100	External Walls	7400	Bathrooms
2200	Internal Walls	7500	Cleaning and Maintenance
2400	Stairs and Ramps	7600	Storage and Cupboards
2500	Concrete Finishes	7700	Entrances and Lobbies
2700	Roof	SCH31	Residential Interior Finishes
3000	Curtain Walling	SCH34	Communal Interior Finishes
3100	External Openings		

Guidance Key

- 01 External Brick
Renders RT Ultima 160. Dimensions 468 x 108 x 38 mm
Wild bond with 12mm joints
Mortar joints are to be recessed 5mm
Colour Mortar Black grey Y2 Medium
- 02 Window Profile
Shueco AWS 75 Si+. Top hung opening
Color RAL 9005 Matt
Aluminium Cill Color RAL 9005 Matt
Coating PPC Tiger series 68 Hi Weathering 068/80037
- 03 Door Profile
Shueco ADS 65 HD. Swing door
Color RAL 9005 Matt
Coating PPC Tiger series 68 Hi Weathering 068/80037
- 04 Curtain wall profile
Shueco FWS 50. 160mm protruding capping to external side of mullion
Color RAL 9005 Matt
Coating PPC Tiger series 68 Hi Weathering 068/80037
- 05 Metal Spandrel panel
Color RAL 9005 Matt
Coating PPC Tiger series 68 Hi Weathering 068/80037
- 06 Metal Balustrade Louvres
Color RAL 9005 Matt
Coating PPC Tiger series 68 Hi Weathering 068/80037
- 07 Residential ventilation grille
Aluminium mesh
Coating PPC Tiger series 68 Hi Weathering 068/80037
- 08 Decorative 'C' profile
Aluminium. Concealed Fixings
Coating PPC Tiger series 68 Hi Weathering 068/80037
- 09 Decorative Screen
Aluminium. Concealed Fixings
Logo 101 KX
Coating PPC Tiger series 68 Hi Weathering 068/80037
- 10 Entrance canopie
Aluminium. Concealed Fixings
Coating PPC Tiger series 68 Hi Weathering 068/80037

REV	DATE	ISSUE TO	NOTES	INT
-	19.11.18	Issue to Camden		JG

STAGE 05

HUTCHINSON & PARTNERS
 3.12 The Record Hall, 16-16A Baldwin's Garden, London, EC1N 7RJ
 1.020 3176 8192 e. info@hutchinsonandpartners.com w. www.hutchinsonandpartners.com

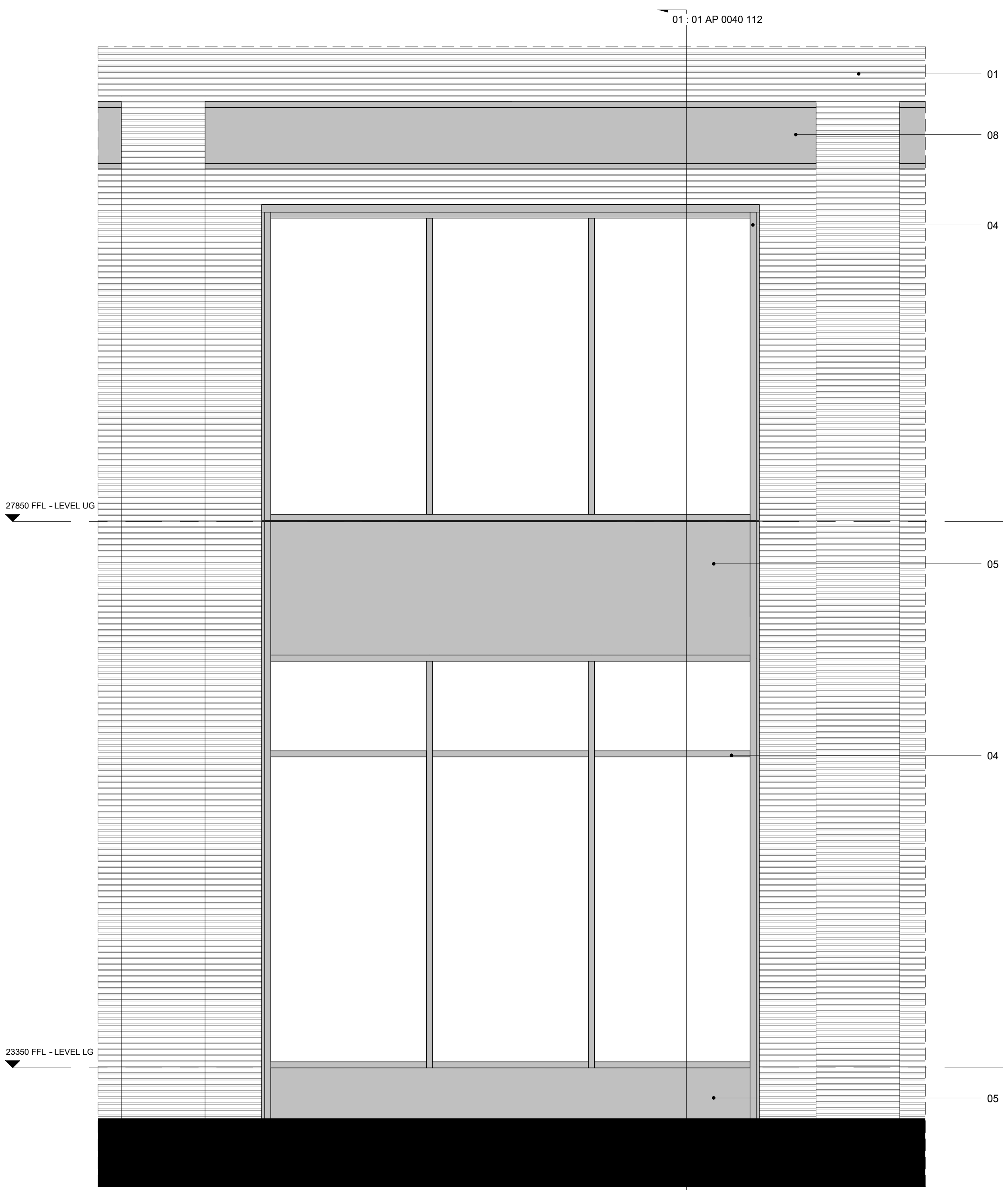
JOB TITLE
Stanley Sidings, 101 Camley Street, Camden

DRAWING TITLE / LOCATION
Typical Employment Curtain Wall Bay - Granary Street

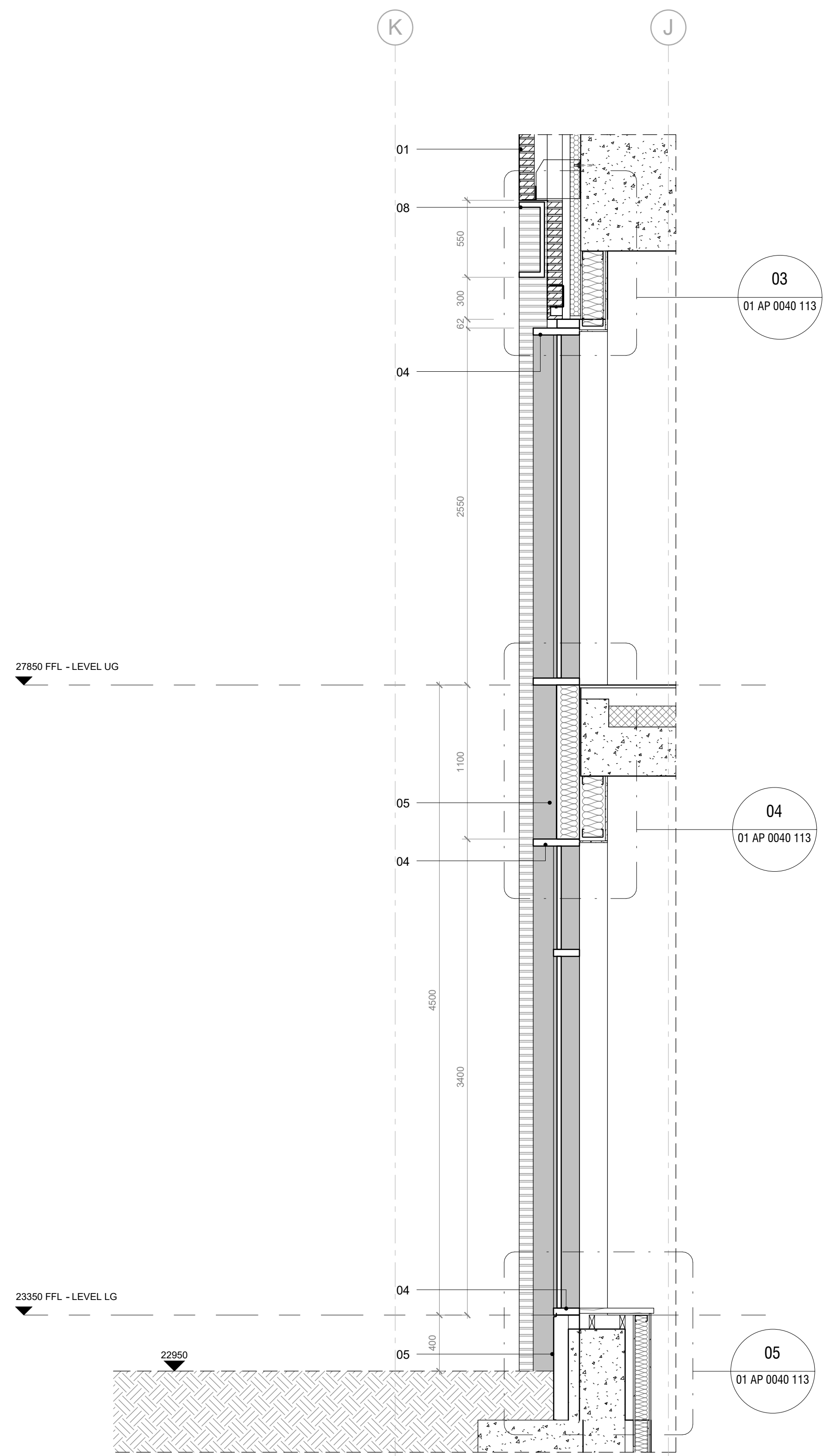
DRAWN BY	CHECKED	SCALE	STATUS
AO	GF	1:25 @ A1 / 1:50 @ A3	STAGE 05

PROJECT	DRAWING NO	REVISION
16022	01 AP 0040 112	-

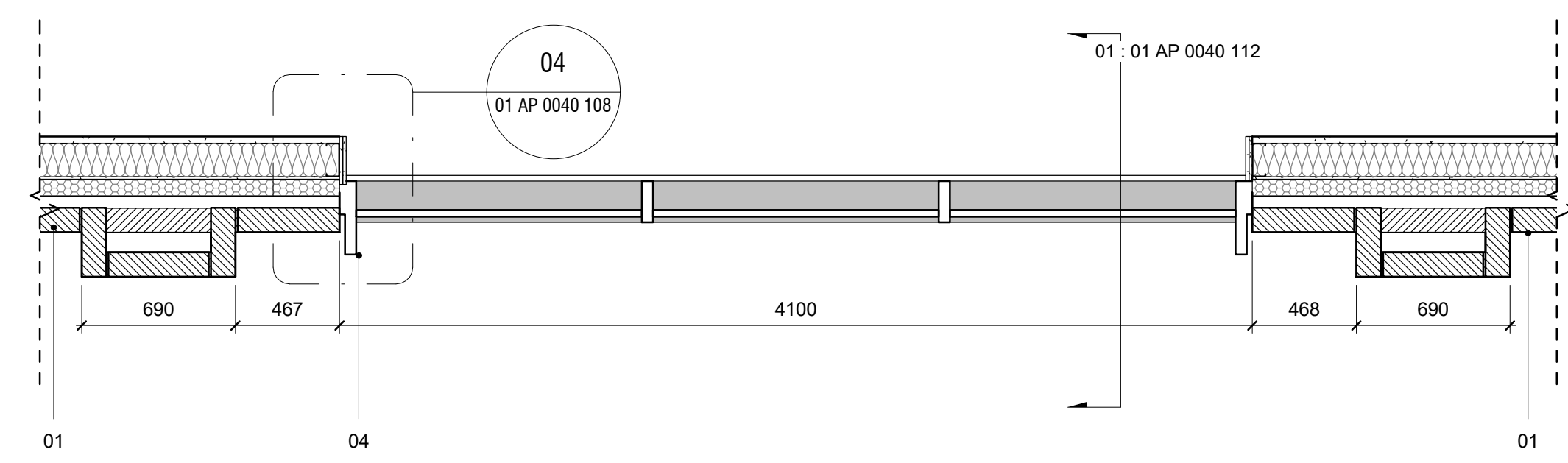
CLIENT



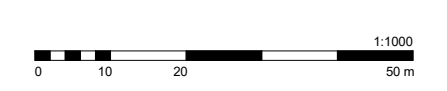
Curtain Wall - Granary St. Elevation

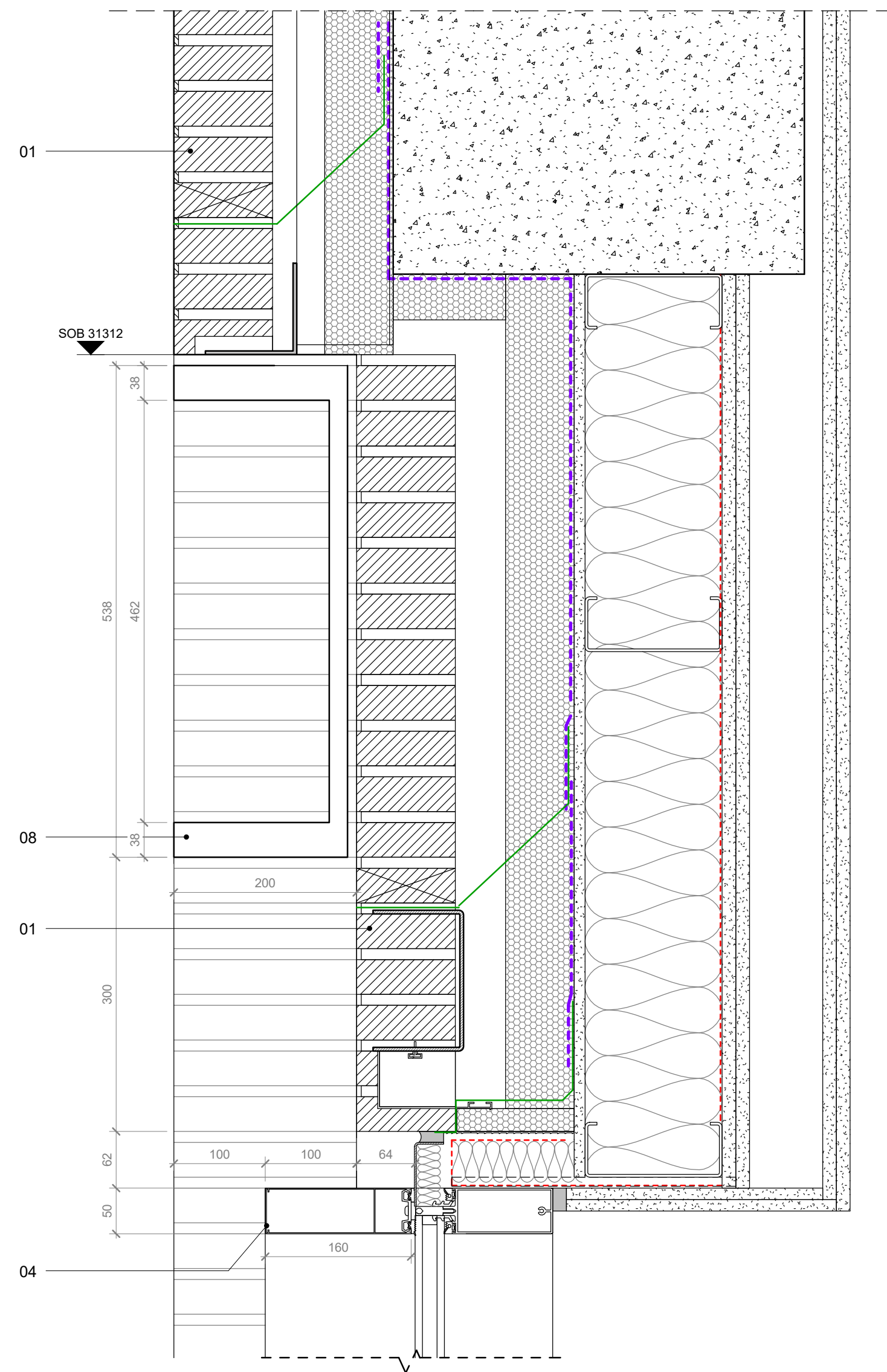


01 - Curtain Wall - Granary St. Section

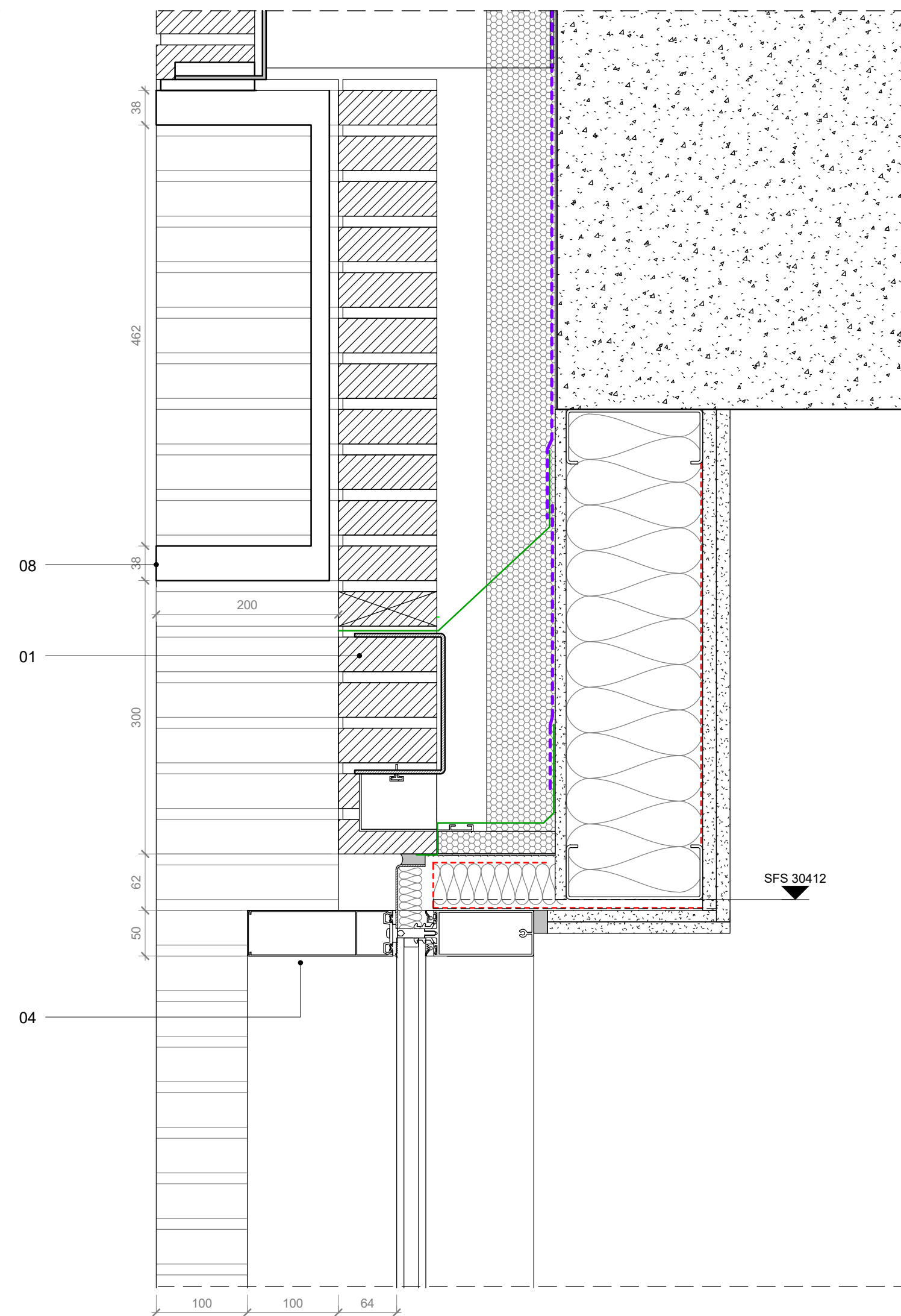


Curtain Wall - Granary St. Plan

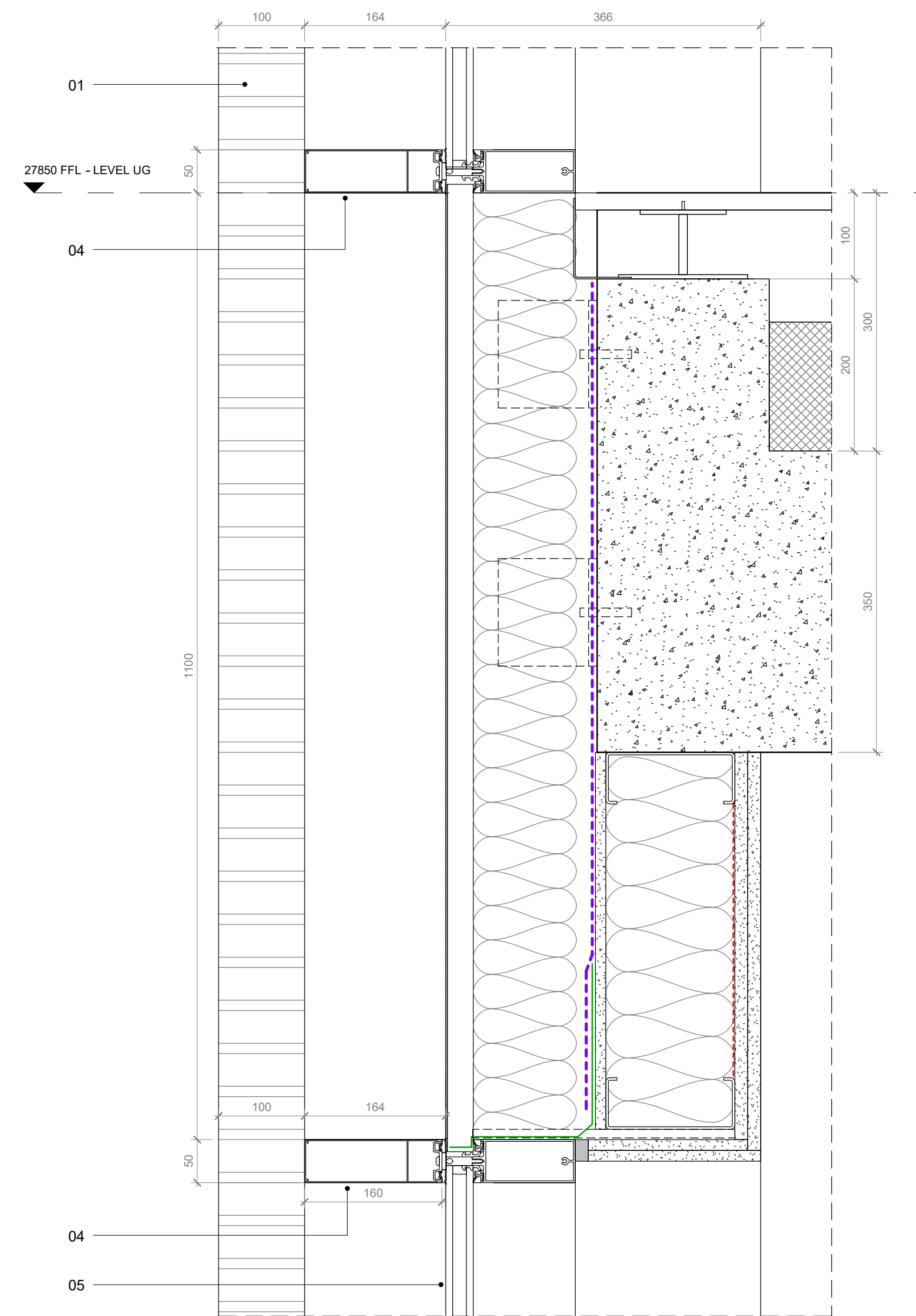




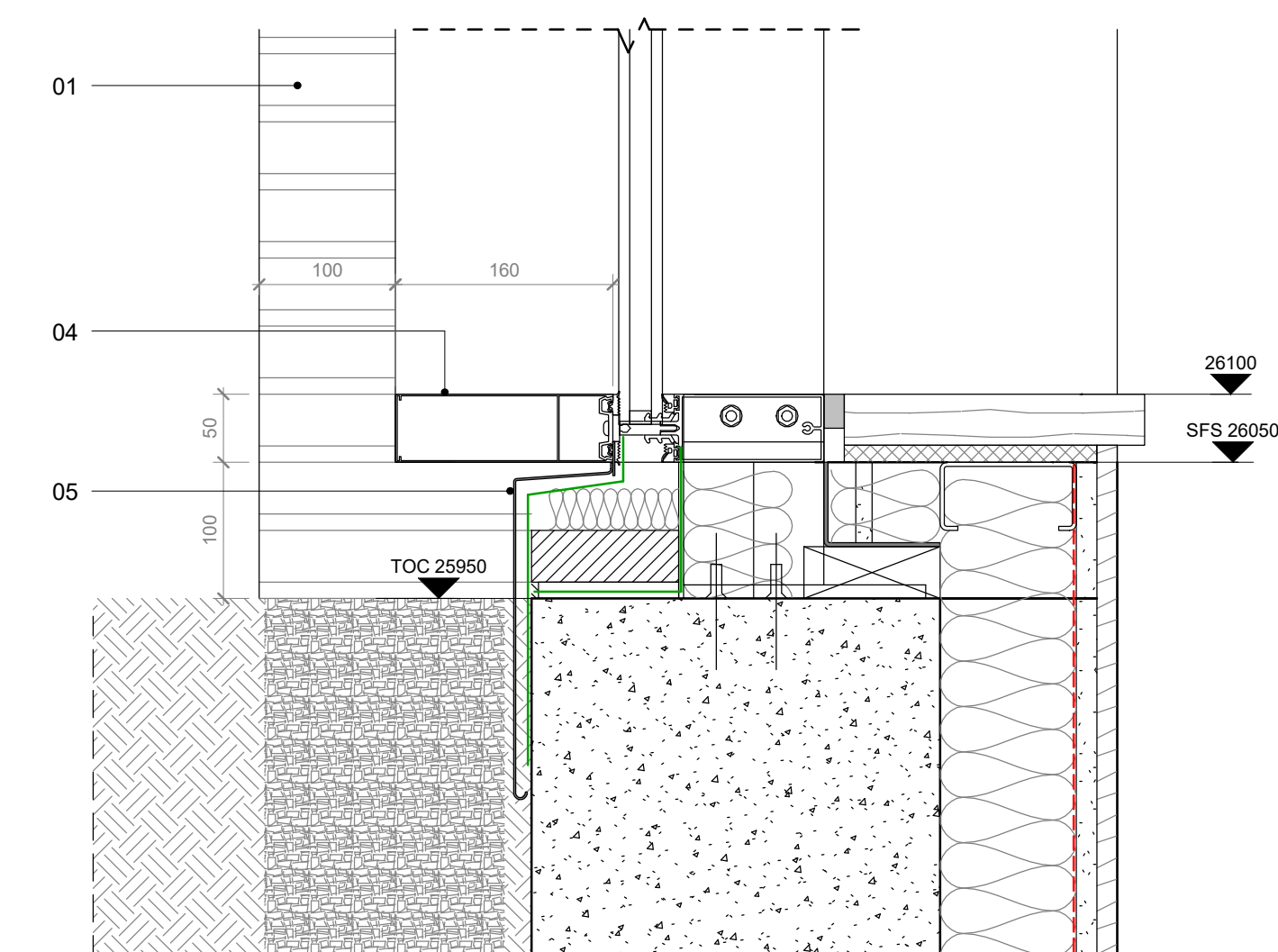
01 - Camley Street Curtain Walling, Head Detail



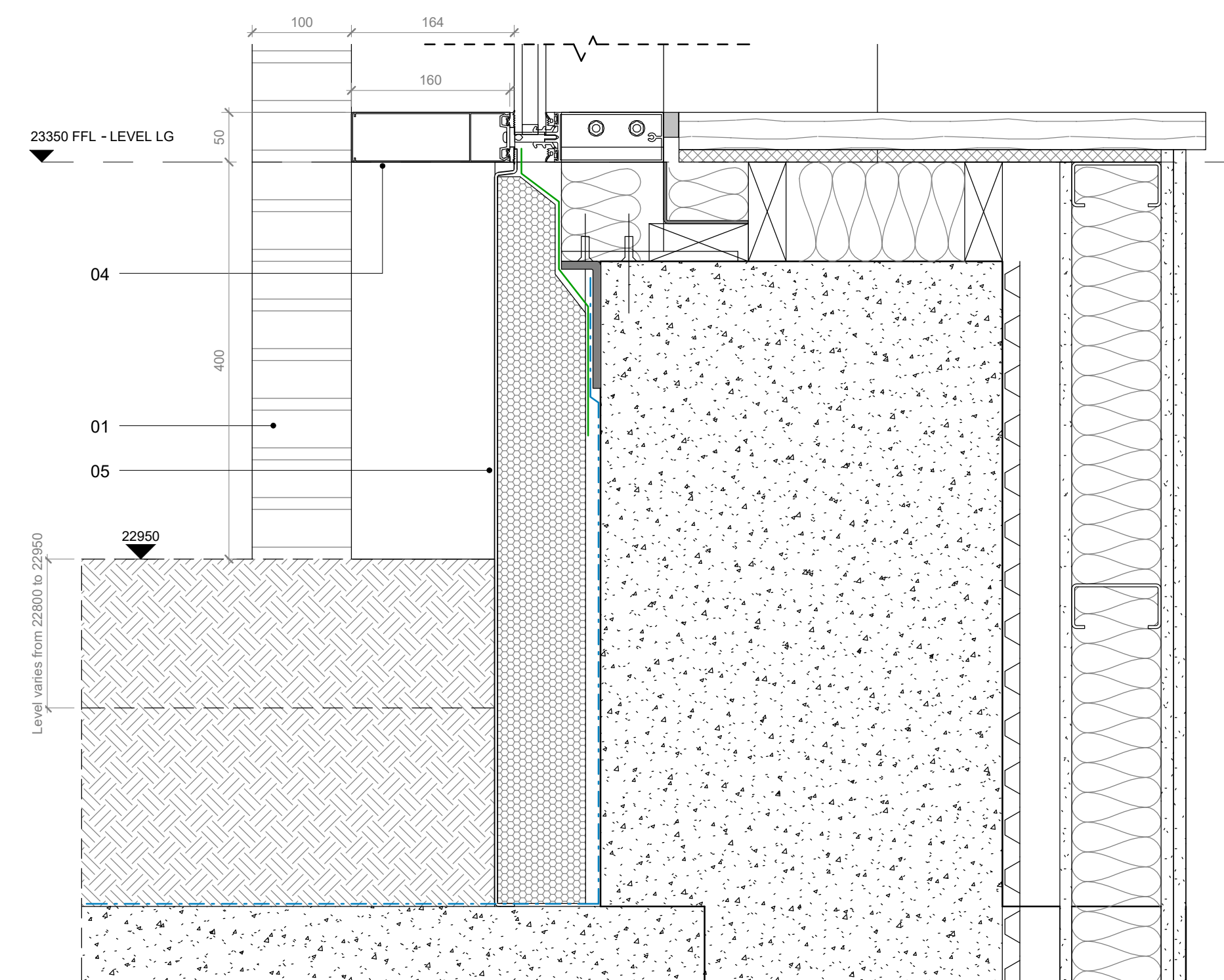
03 - Granary Street Curtain Walling, Head Detail



04 - Granary Street Curtain Walling, Spandrel panel Detail



02 - Camley Street Curtain Walling, Base Detail



05 - Granary Street Curtain Walling, Base Detail

All dimensions are in mm unless otherwise stated
 All dimensions to be verified on site before proceeding with the work
 Any discrepancies to be notified in writing to architect immediately
 All boundaries indicative only and to be confirmed by others

NOTE

Contractor drawings and samples to be submitted for approval prior to fabrication. Any discrepancies must be reported to the Architect.

All dimensions are in mm unless stated otherwise
 All dimensions to be site checked prior to fabrication/construction

SSL - Structural Slab Level
 SFL - Screed Floor Level - Top of the Screed
 FFL - Finish Floor Level (including finish eg: carpet or tiles)

This drawing must be read in conjunction with all relevant Specifications and Consultant Drawings. Specific drawing information can be found under the following drawing series:

0000 Site	3200 Internal Openings
0010 GA Plans & Reference Plans	3400 Metal Works
0020 GA Elevations	3500 Suspended Ceilings
0030 GA Sections	3600 Balconies
0040 3D Views	4300 Floors
0400 Fire Strategy	5000 Mainly Ducted
1000 Substructure	6600 Mainly Electrical
2000 Structure Coordination	7300 Kitchen
2100 External Walls	7400 Bathrooms
2200 Internal Walls	7500 Cleaning and Maintenance
2400 Stairs and Ramps	7600 Storage and Cupboards
2500 Concrete Finishes	7700 Entrances and Lobbies
2700 Roof	SCH31 Residential Interior Finishes
3000 Curtain Walling	SCH34 Communal Interior Finishes
3100 External Openings	

Guidance Key

01	External Brick Renders RT Ultima 160. Dimensions 468 x 108 x 38 mm Wild bond with 12mm joints Mortar joints are to be recessed 5mm Colour Mortar Black grey Y2 Medium
02	Window Profile Shueco AWS 75 Si+. Top hung opening Color RAL 9005 Matt Aluminium Cill Color RAL 9005 Matt Coating PPC Tiger series 68 Hi Weathering 068/80037
03	Door Profile Shueco ADS 65 HD. Swing door Color RAL 9005 Matt Coating PPC Tiger series 68 Hi Weathering 068/80037
04	Curtain wall profile Shueco FWS 50. 160mm protruding capping to external side of mullion Color RAL 9005 Matt Coating PPC Tiger series 68 Hi Weathering 068/80037
05	Metal Spandrel panel Color RAL 9005 Matt Coating PPC Tiger series 68 Hi Weathering 068/80037
06	Metal Balustrade Louvres Color RAL 9005 Matt Coating PPC Tiger series 68 Hi Weathering 068/80037
07	Residential ventilation grille Aluminium mesh Coating PPC Tiger series 68 Hi Weathering 068/80037
08	Decorative 'C' profile Aluminium. Concealed Fixings Coating PPC Tiger series 68 Hi Weathering 068/80037
09	Decorative Screen Aluminium. Concealed Fixings Logo 101 KX Coating PPC Tiger series 68 Hi Weathering 068/80037
10	Entrance canopy Aluminium. Concealed Fixings Coating PPC Tiger series 68 Hi Weathering 068/80037

REV	DATE	NOTES	JG
-	19.11.18	Issue to Camden	INT

STAGE 05

HUTCHINSON & PARTNERS


3 12 The Record Hall, 16-16A Baldwin's Garden, London, EC1N 7RJ
 1 020 3176 8192 e. info@hutchinsonandpartners.com w. www.hutchinsonandpartners.com

JOB TITLE
Stanley Sidings, 101 Camley Street, Camden

DRAWING TITLE / LOCATION
Typical Employment Curtain Wall Bay - Details

DRAWN BY	CHECKED	SCALE	STATUS
AO	GF	1:5 @ A1 / 1:10 @ A3	STAGE 05
PROJECT	DRAWING NO		REVISION
16022	01 AP 0040 113		-

CLIENT

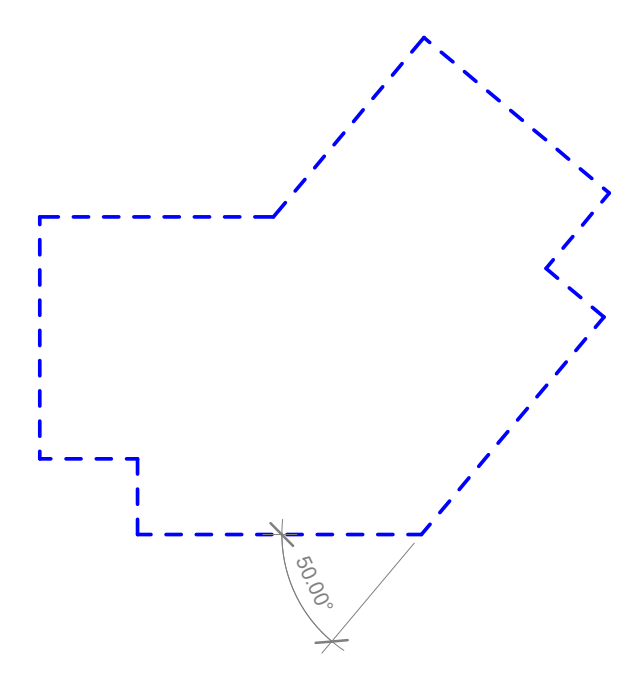


All dimensions are in mm unless otherwise stated
 All dimensions to be verified on site before proceeding with the work
 Any discrepancies to be notified in writing to architect immediately
 All boundaries indicative only and to be confirmed by others

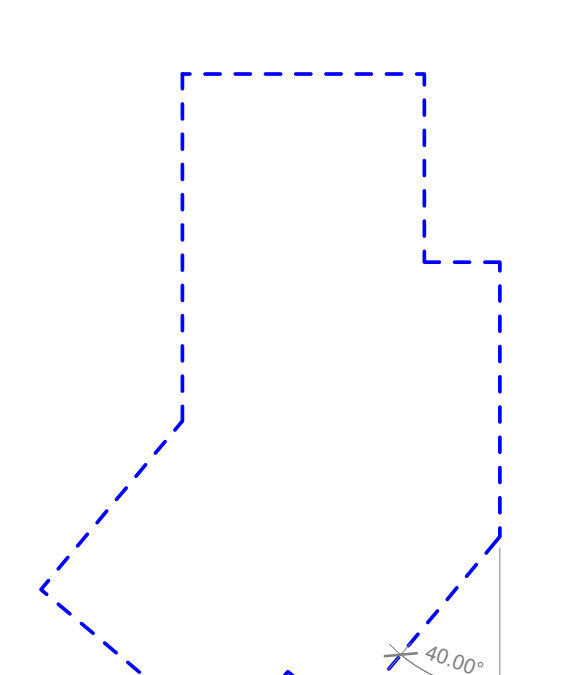
NOTE
 Contractor drawings and samples to be submitted for approval prior to fabrication. Any discrepancies must be reported to the Architect.
 All dimensions are in mm unless stated otherwise
 All dimensions to be site checked prior to fabrication/construction

SSL – Structural Slab Level
 SFL – Screed Floor Level – Top of the Screed
 FFL – Finish Floor Level (including finish eg: carpet or tiles)
 This drawing must be read in conjunction with all relevant Specifications and Consultant Drawings. Specific drawing information can be found under the following drawing series:

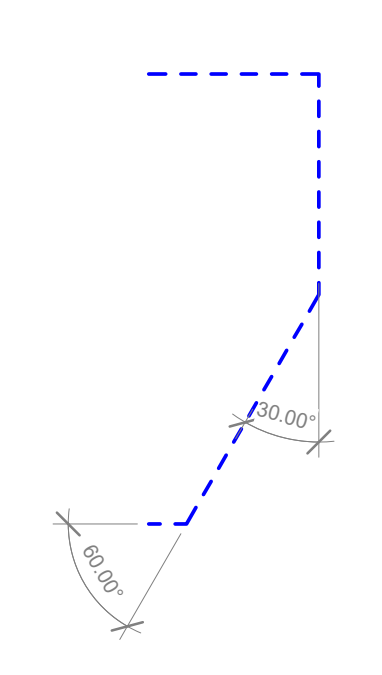
0000 Site	3200 Internal Openings
0010 CA Plans & Reference Plans	3400 Metal Works
0020 GA Elevations	3500 Suspended Ceilings
0030 GA Sections	3600 Balconies
0040 3D Views	4300 Floors
0400 Fire Strategy	5000 Mainly Ducted
1000 Substructure	6600 Mainly Electrical
2000 Structure Coordination	7300 Kitchen
2100 External Walls	7400 Bathrooms
2200 Internal Walls	7500 Cleaning and Maintenance
2400 Stairs and Ramps	7600 Storage and Cupboards
2500 Concrete Finishes	7700 Entrances and Lobbies
2700 Roof	SCH31 Residential Interior Finishes
3000 Curtain Walling	SCH34 Communal Interior Finishes
3100 External Openings	



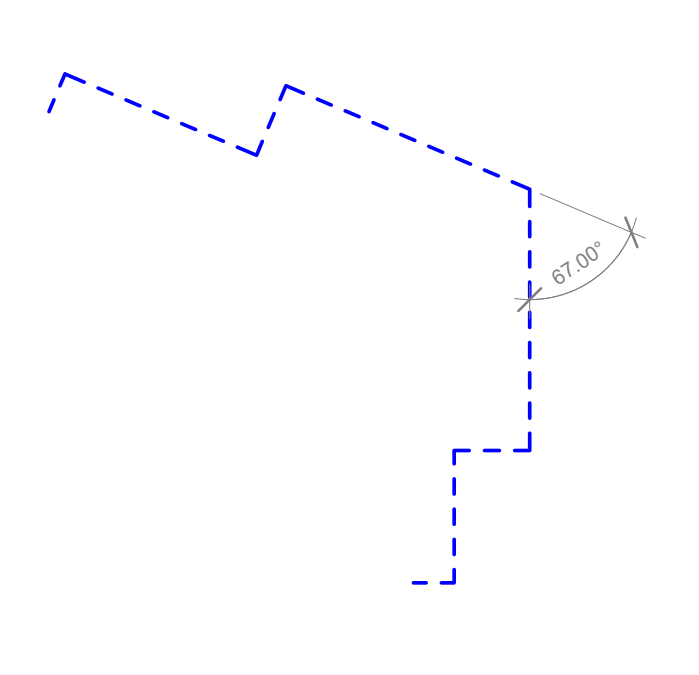
SLANTED COLONNADE PIER 01
 S01 (a,b,c) - 50°



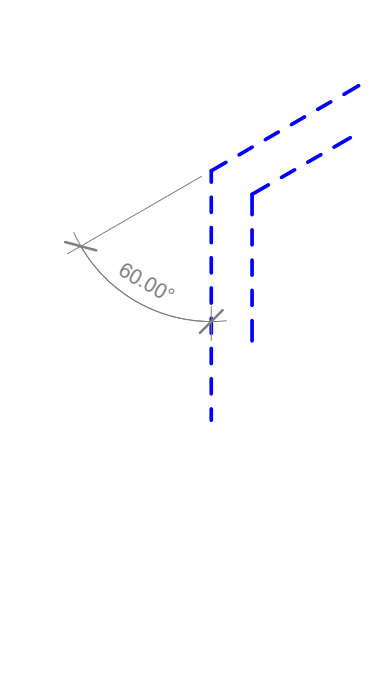
SLANTED COLONNADE PIER 02
 S02 (a,b,c) - 40°



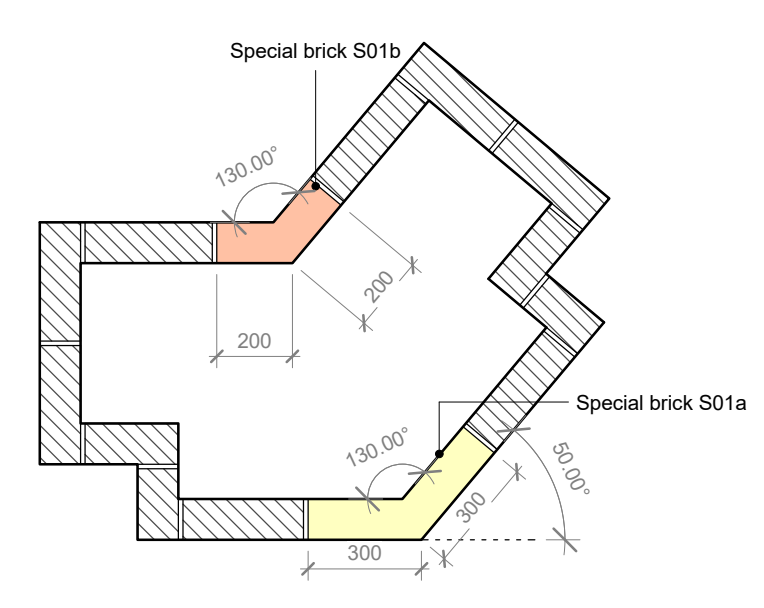
SLANTED PIER
 S03 (a) - 30°
 S04 (a,b) - 60°



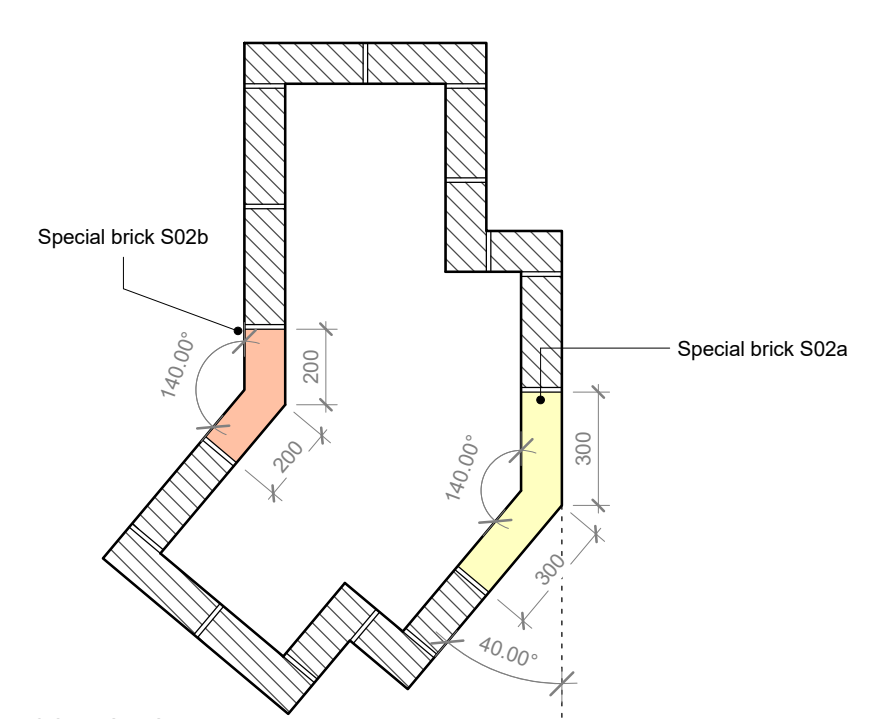
ANGLE AT SOUTH BLOCK
 S05 (a) - 67°



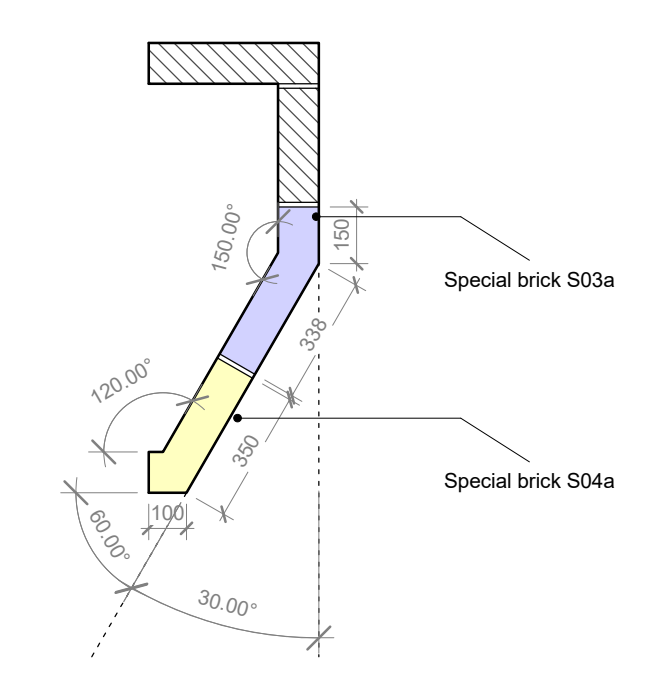
ANGLE AT NORTH BLOCK
 S04 (a) - 60°



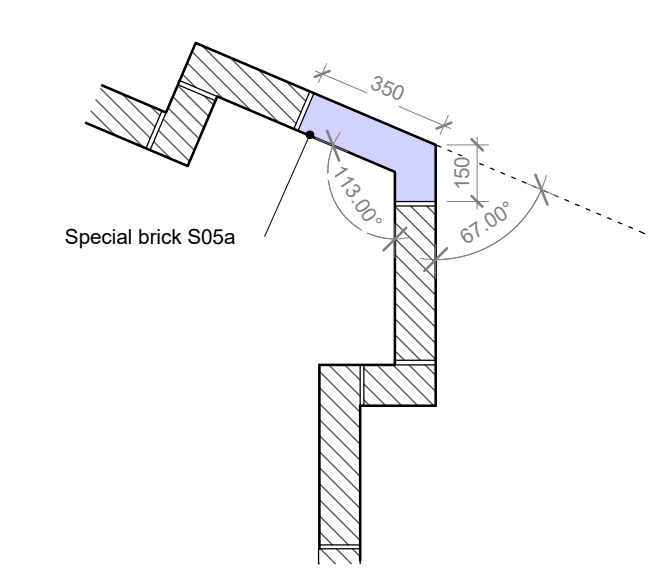
BRICK COURSING A



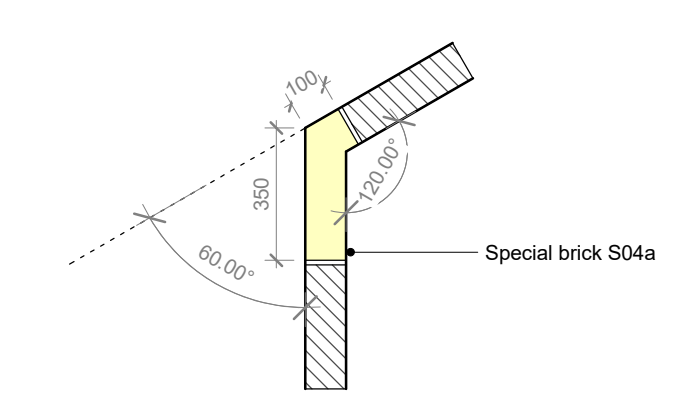
BRICK COURSING A



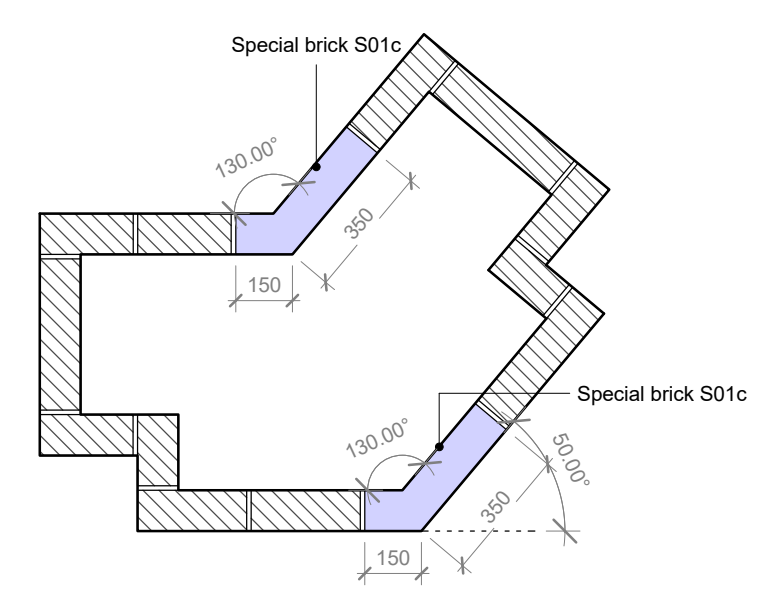
BRICK COURSING A



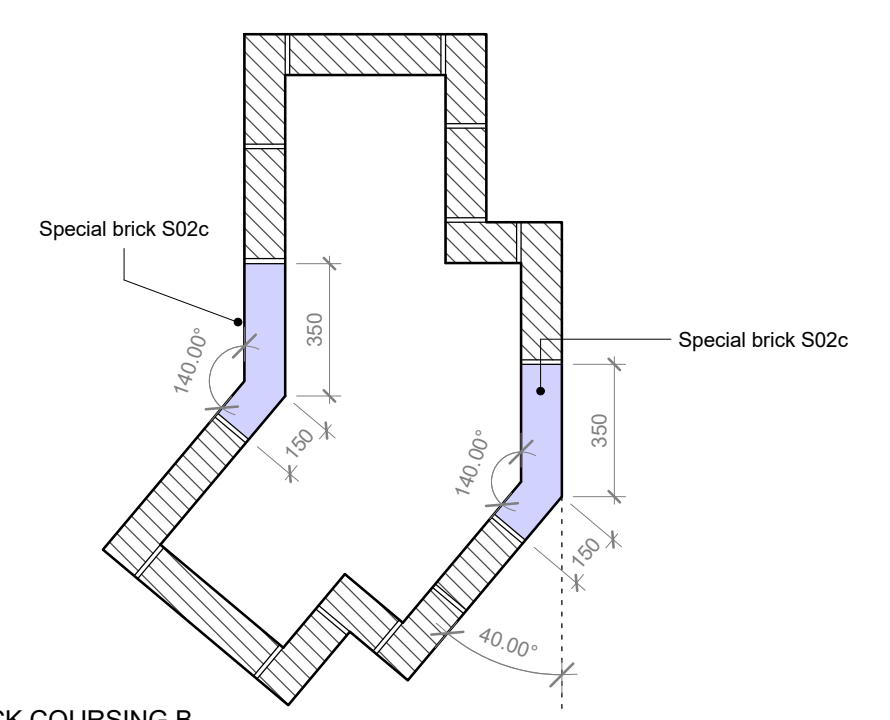
BRICK COURSING A



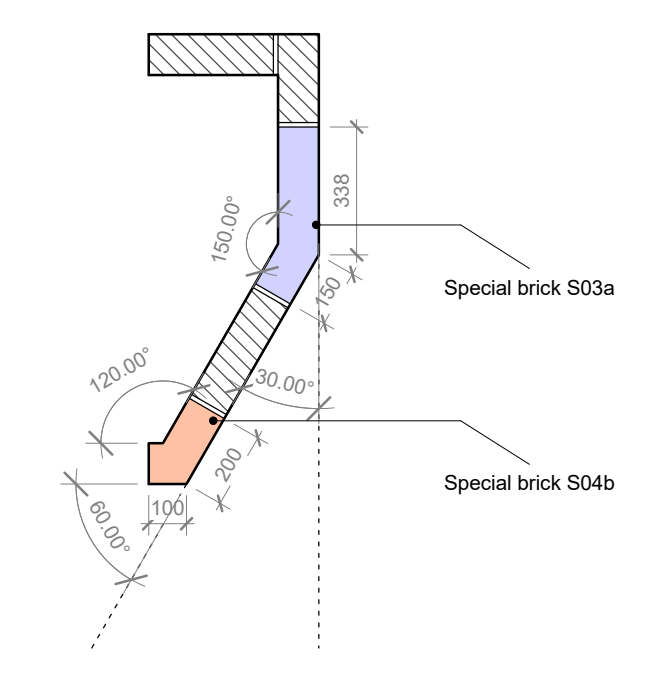
BRICK COURSING A



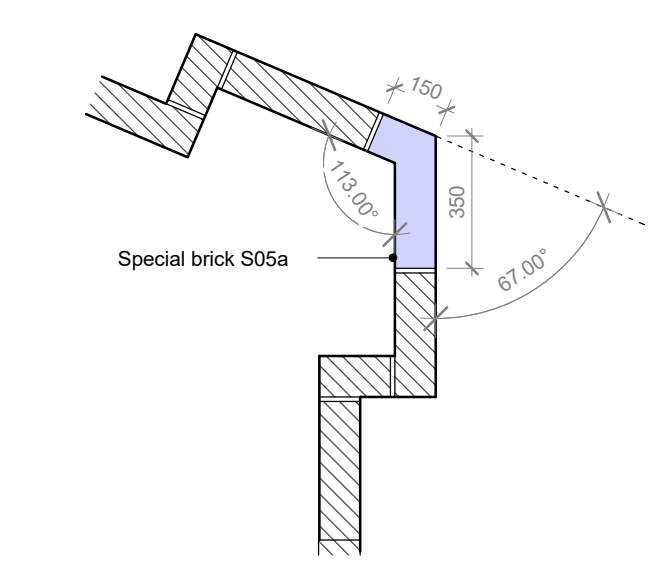
BRICK COURSING B



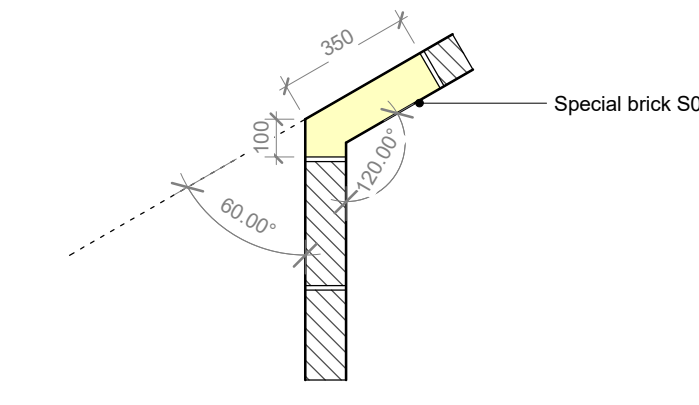
BRICK COURSING B



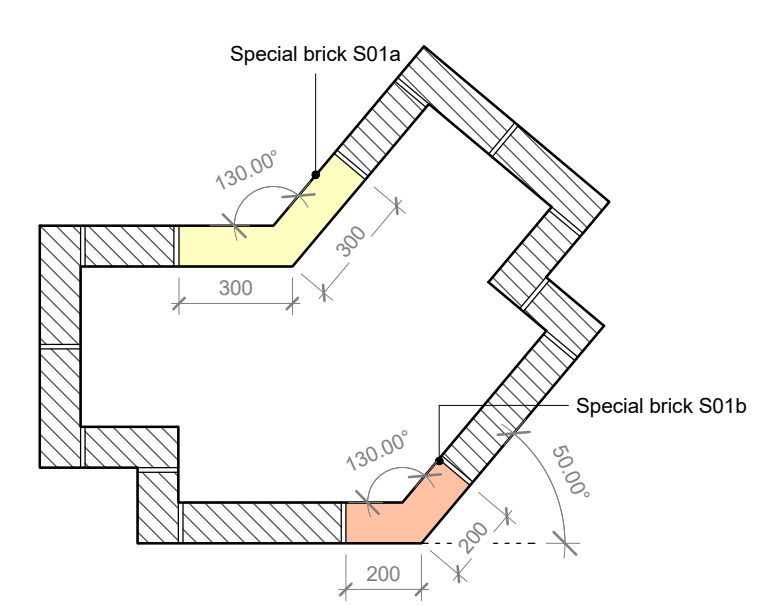
BRICK COURSING B



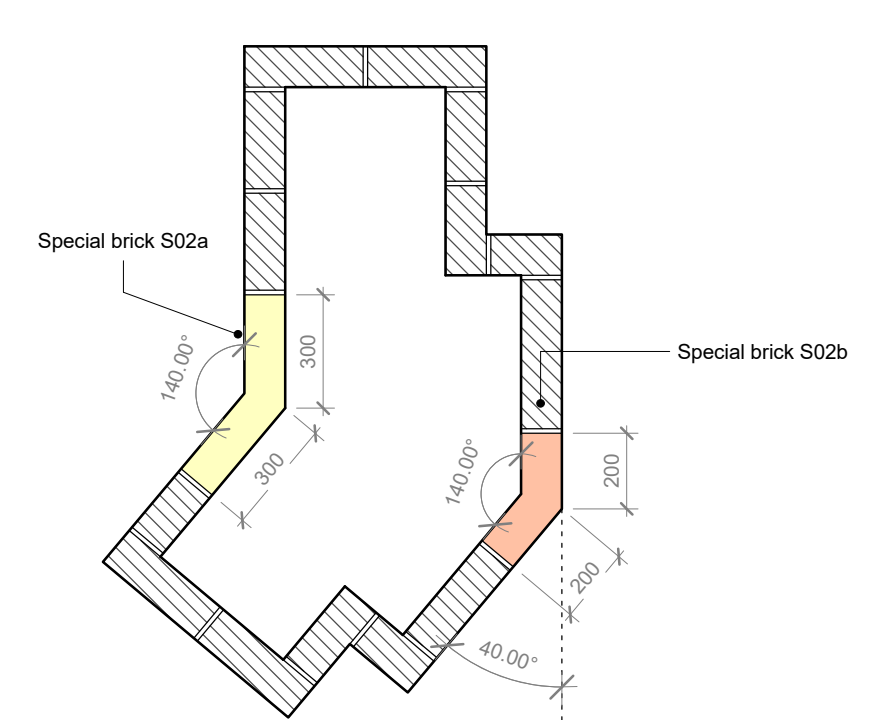
BRICK COURSING B



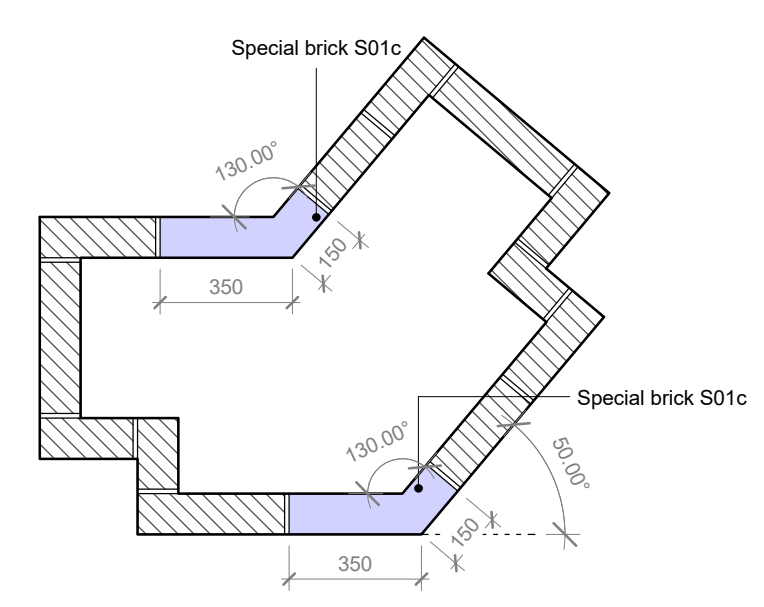
BRICK COURSING B



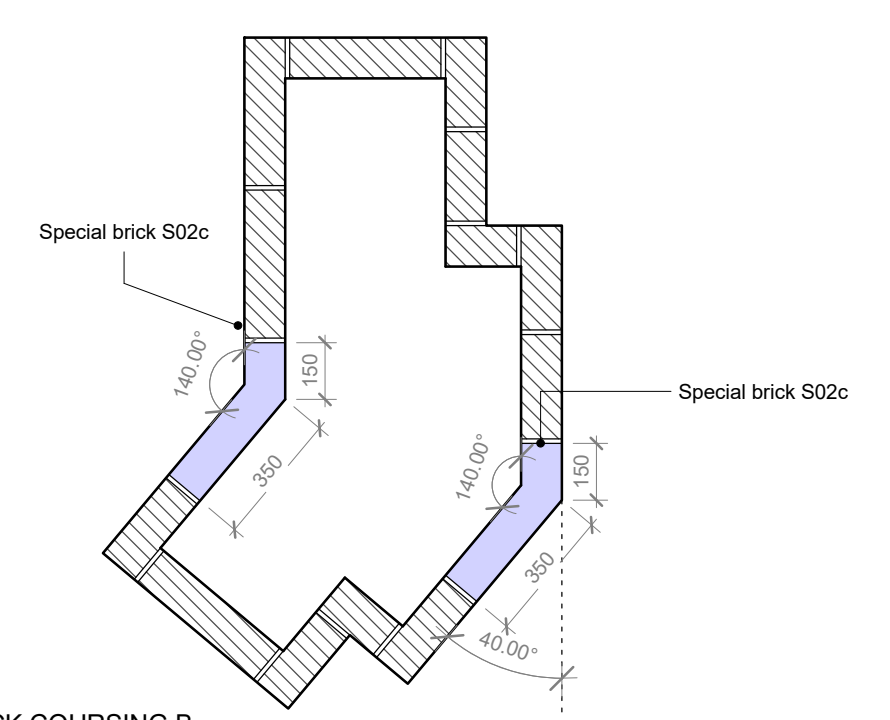
BRICK COURSING C



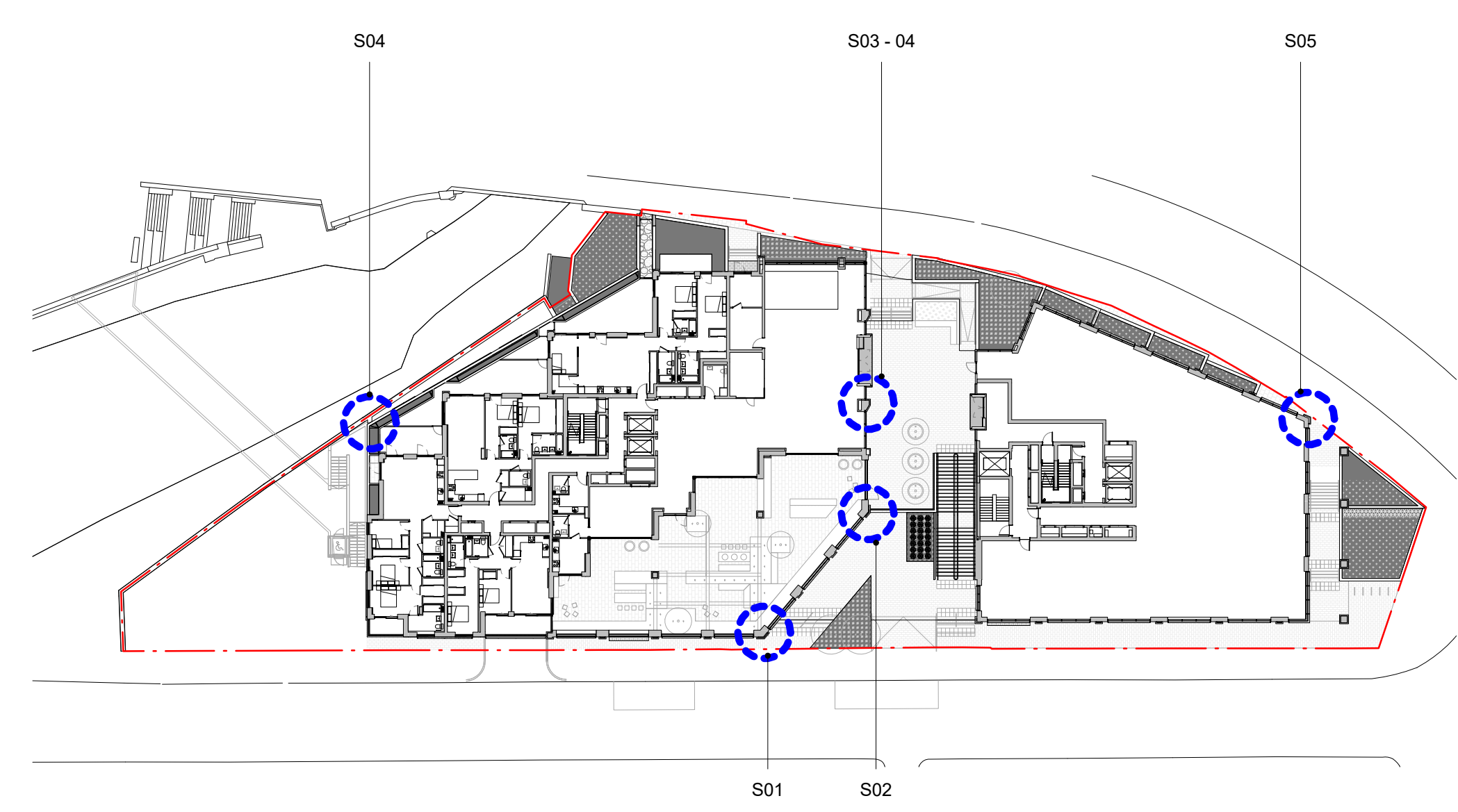
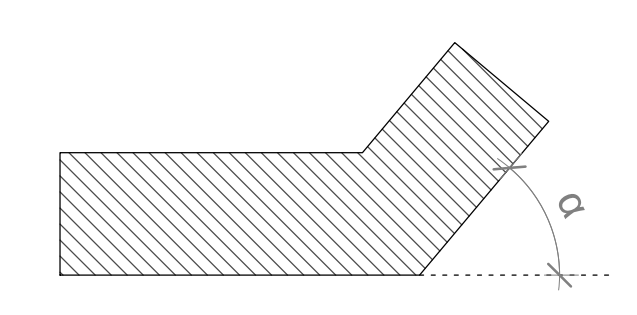
BRICK COURSING C



BRICK COURSING B



BRICK COURSING B



REV	DATE	ISSUE TO	NOTES	JG
		19.11.18	Issue to Camden	INT

STAGE 05
HUTCHINSON & PARTNERS
 3 12 The Record Hall, 16-16A Baldwin's Garden, London, EC1N 7RJ
 1 020 3176 8192 e. info@hutchinsonandpartners.com w. www.hutchinsonandpartners.com

JOB TITLE
Stanley Sidings, 101 Camley Street, Camden

DRAWING TITLE / LOCATION
Special Bricks

DRAWN BY	CHECKED	SCALE	STATUS
AO	GF	1:20 @ A1 / 1:40 @ A3	STAGE 05
PROJECT	DRAWING NO		REVISION
16022	01 AP 0040 114		-

CLIENT

