

All dimensions are in mm unless otherwise stated  
 All dimensions to be verified on site before proceeding with the work  
 Any discrepancies to be notified in writing to architect immediately  
 All boundaries indicative only and to be confirmed by others

**NOTE**

Contractor drawings and samples to be submitted for approval prior to fabrication. Any discrepancies must be reported to the Architect.

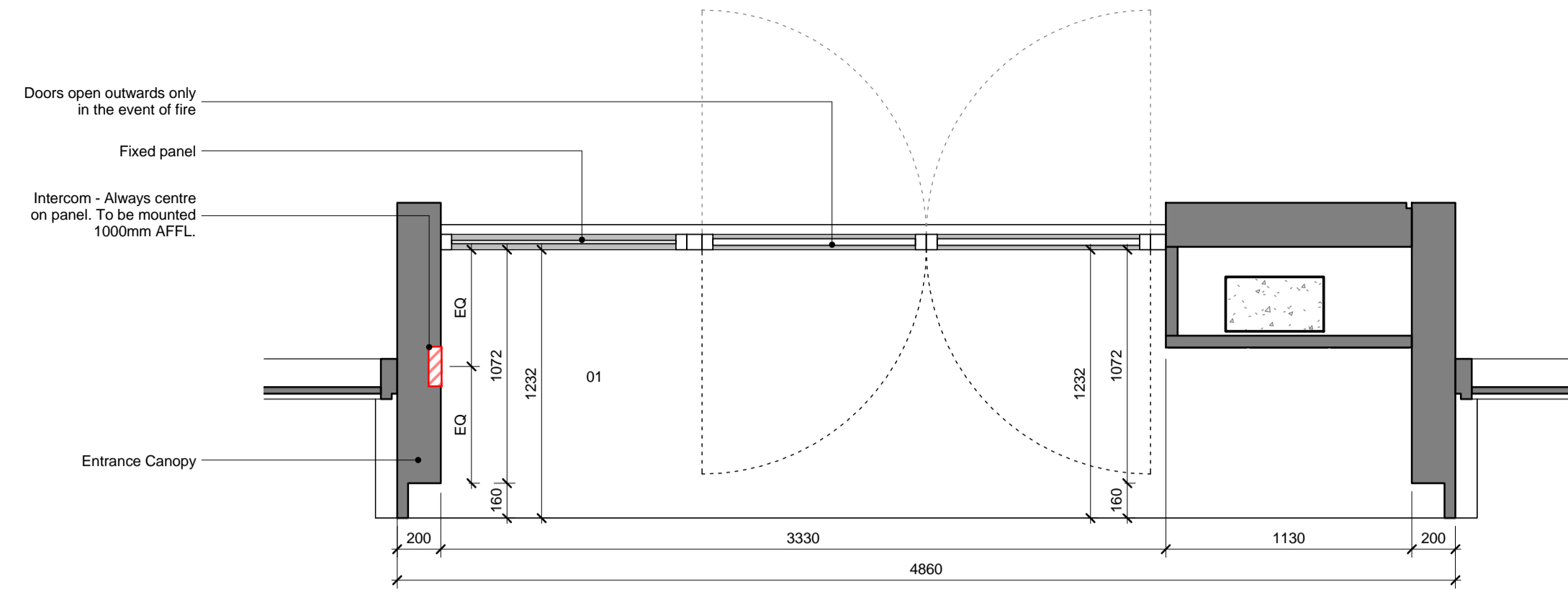
All dimensions are in mm unless stated otherwise  
 All dimensions to be site checked prior to fabrication/construction

For Frame Dimensions refer to window schedules 01 SC 3100 Series.  
 For Door and Windows incorporated in one of the Sets, please refer to 01 SC 3100 300 Series for S/O and Frame dimensions.

SSL – Structural Slab Level  
 SFL – Screed Floor Level – Top of the Screed  
 FFL – Finish Floor Level (including finish eg: carpet or tiles)

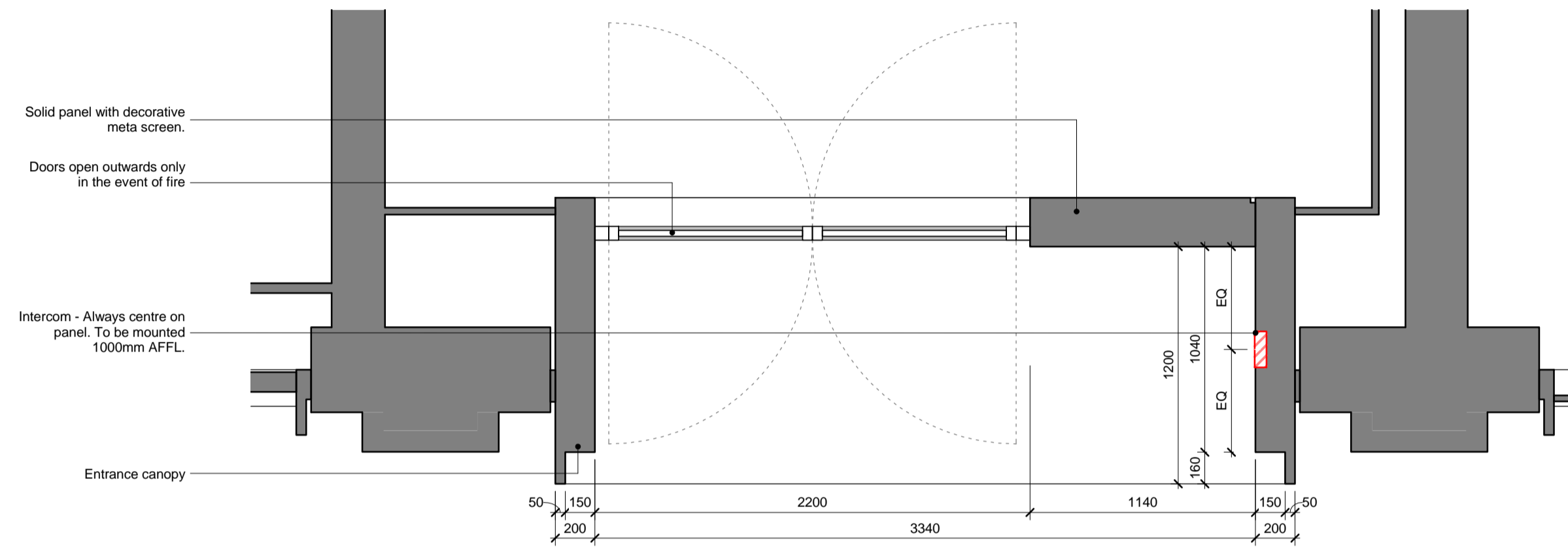
This drawing must be read in conjunction with all relevant Specifications and Consultant Drawings. Specific drawing information can be found under the following drawing series:

0000 Site	3200 Internal Openings
0010 GA Plans & Reference Plans	3400 Metal Works
0020 GA Elevations	3500 Suspended Ceilings
0030 GA Sections	3600 Balconies
0040 3D Views	4300 Floors
0400 Fire Strategy	5000 Mainly Ducted
1000 Substructure	6600 Mainly Electrical
2000 Structure Coordination	7300 Kitchen
2100 External Walls	7400 Bathrooms
2200 Internal Walls	7500 Cleaning and Maintenance
2400 Stairs and Ramps	7600 Storage and Cupboards
2500 Concrete Finishes	7700 Entrances and Lobbies
2700 Roof	SCH31 Residential Interior Finishes
3000 Curtain Walling	SCH34 Communal Interior Finishes
3100 External Openings	



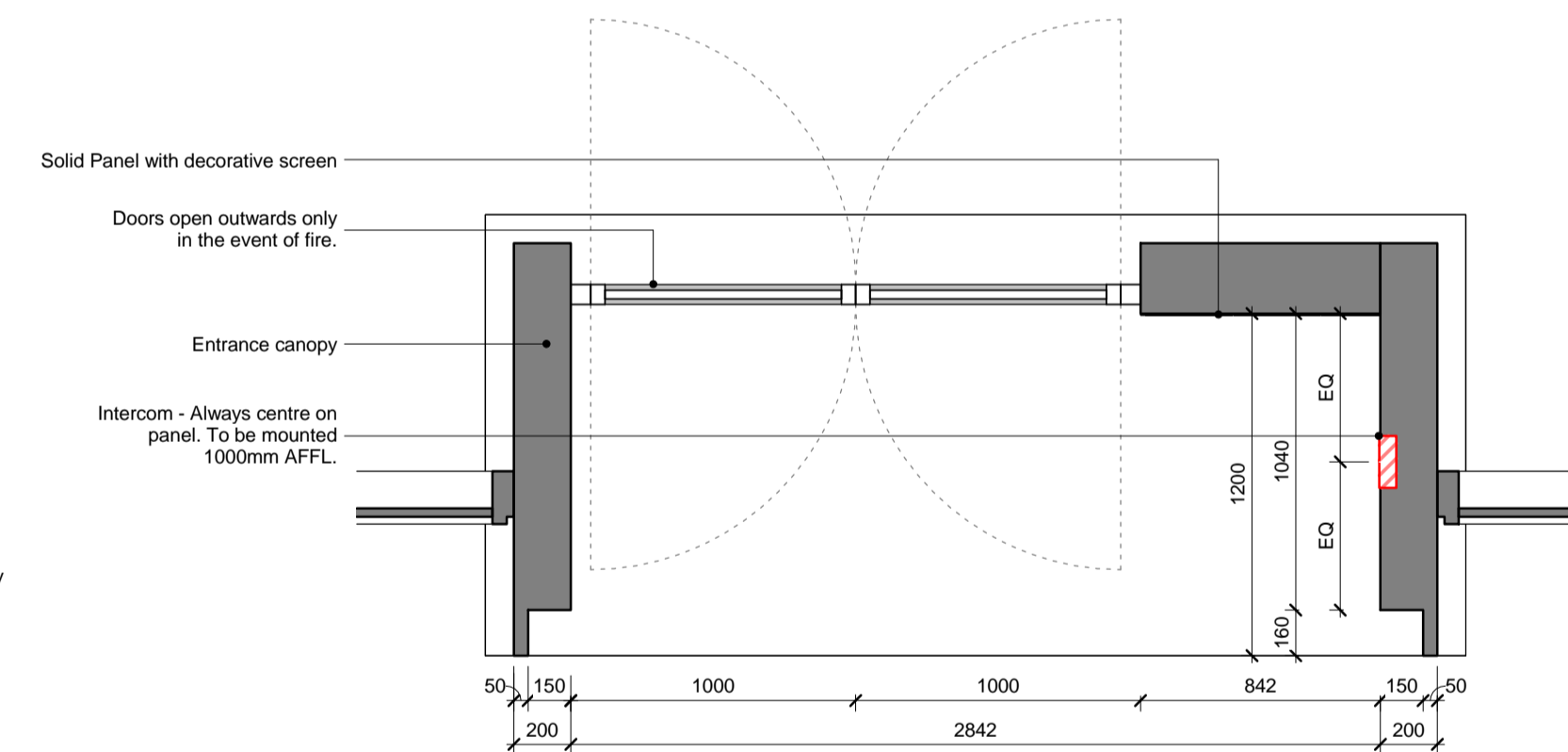
**03 - Plan - North Block - Upper Ground Entrance**

1 : 25



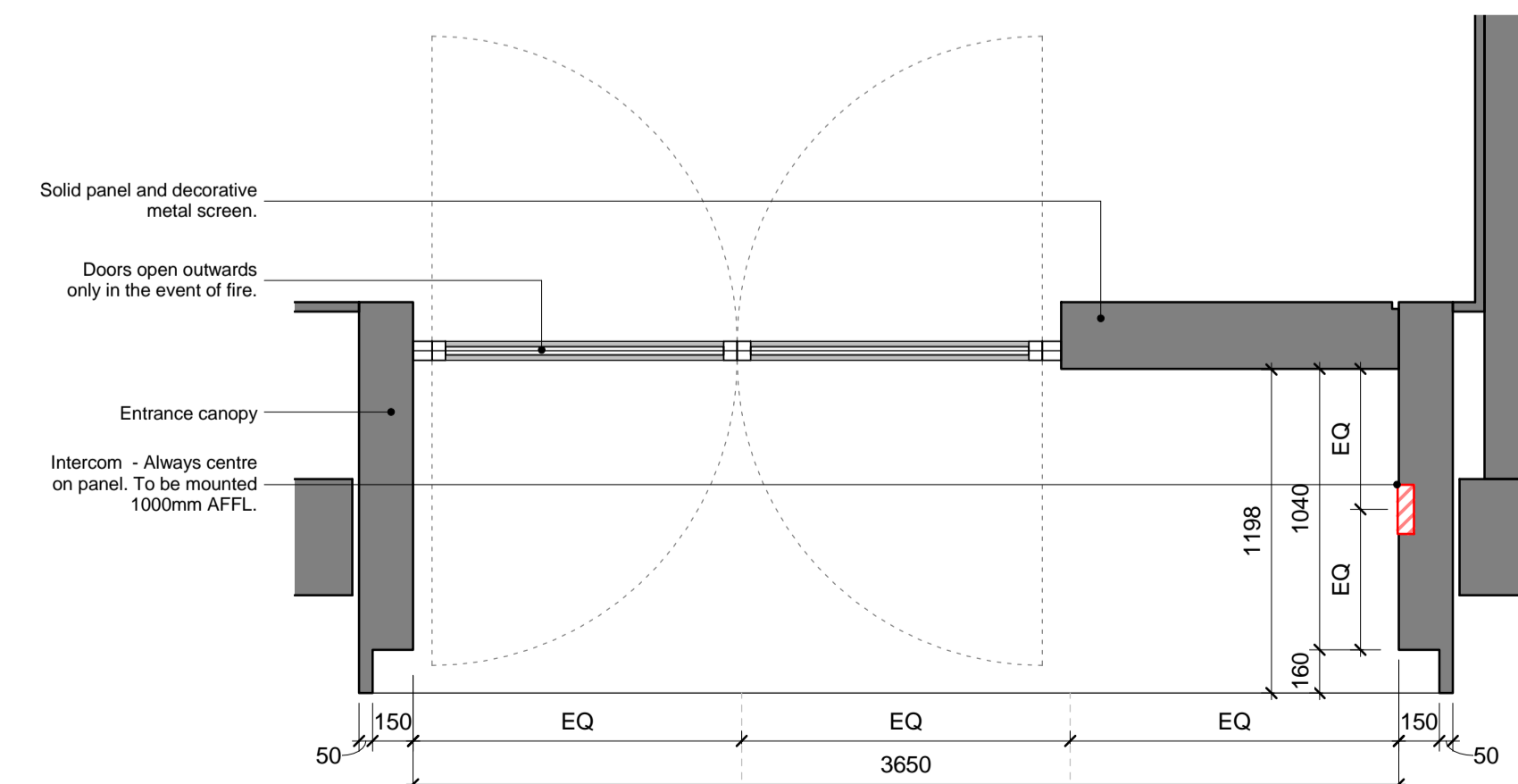
**04 - Plan - North Block - Lower Ground Entrance**

1 : 25



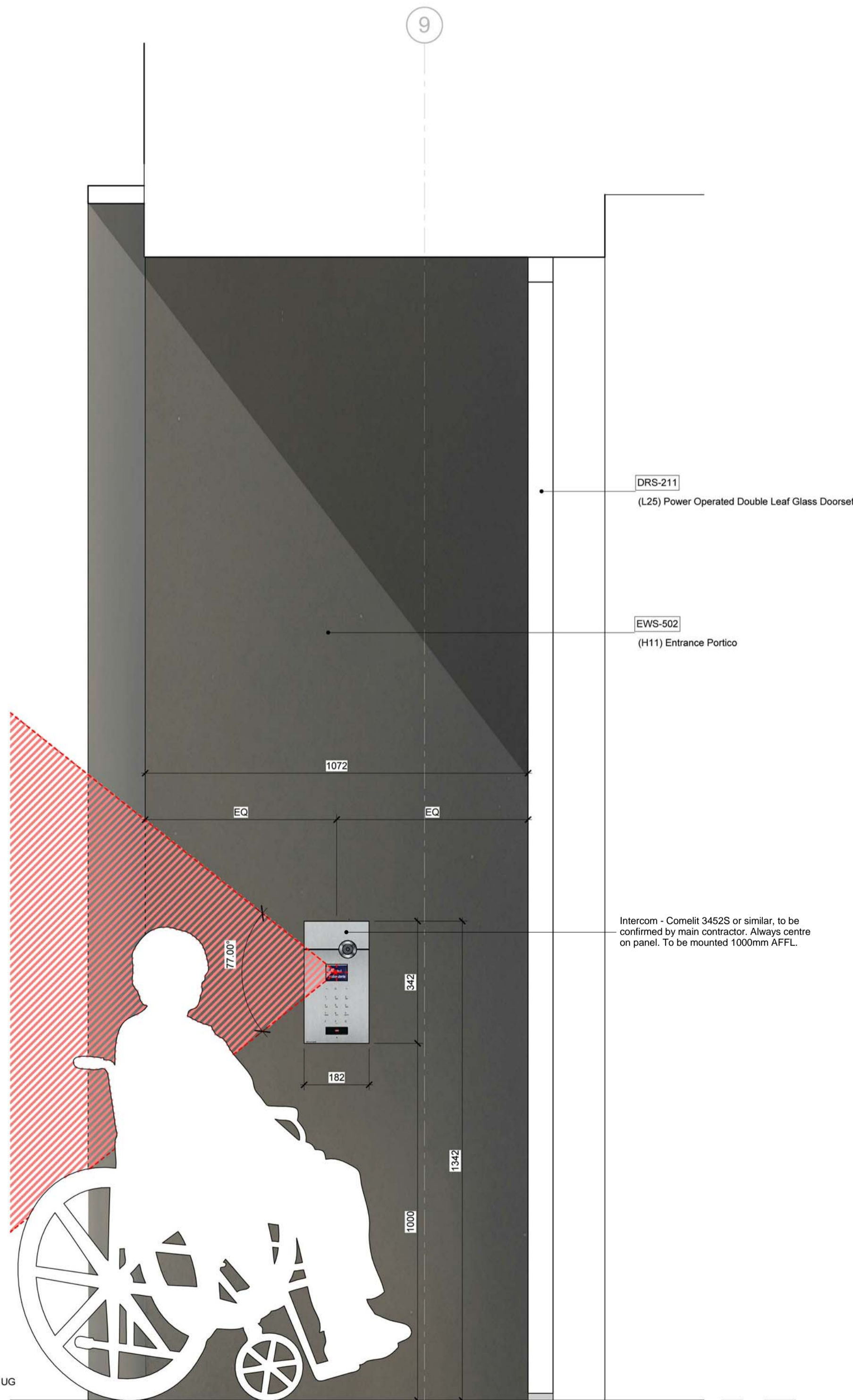
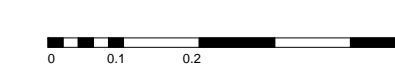
**05 - Plan - South Block - Upper Ground Entrance**

1 : 25



**06 - Plan - South Block - Lower Ground Entrance**

1 : 25



**01 - Intercom Elevation - Typical Position**

1 : 10



**02 - Intercom - Comelit 3452S or Similar TBC by Main Contractor**

1:2

REV	DATE	NOTES	DH
-	19.03.19	Issued as per Ardmore request.	INT

**STAGE 05 - CONSTRUCTION**

**HUTCHINSON & PARTNERS**

3.14 The Record Hall, 16-16A Baldwin's Garden, London, EC1N 7RJ  
 t. 020 3176 8196 e. info@hutchinsonpartners.com  
 www.hutchinsonpartners.com

JOB TITLE  
**Stanley Sidings, 101 Camley Street, Camden**

DRAWING TITLE / LOCATION  
**Bay Study - Entrance Access Control**

DRAWN BY	CHECKED	SCALE	STATUS
DH	GFV	1:10 @ A1 / 1:20 @ A3	STAGE 05

PROJECT	DRAWING NO	REVISION
16022	01 DT 2120 055	-

CLIENT

