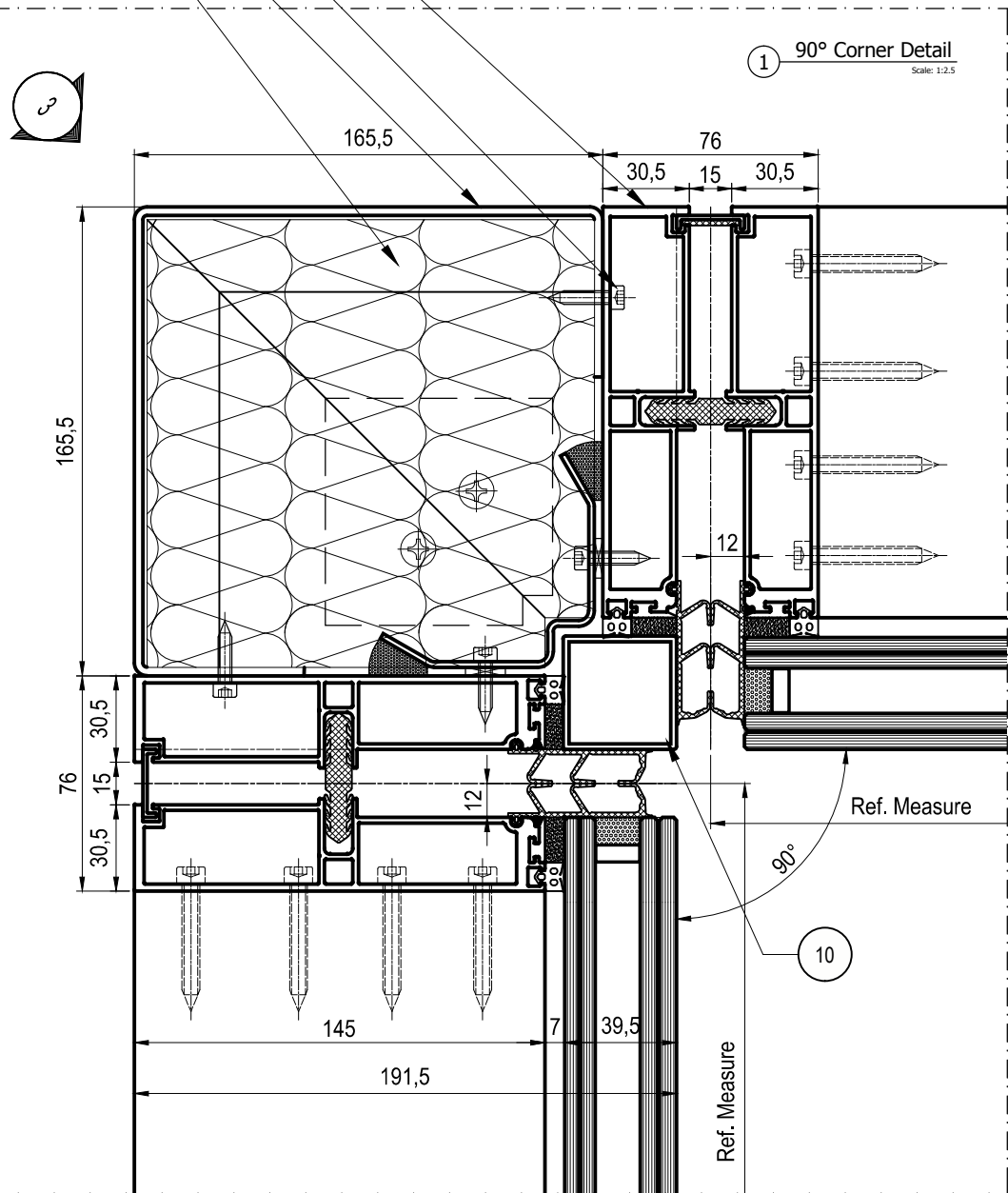


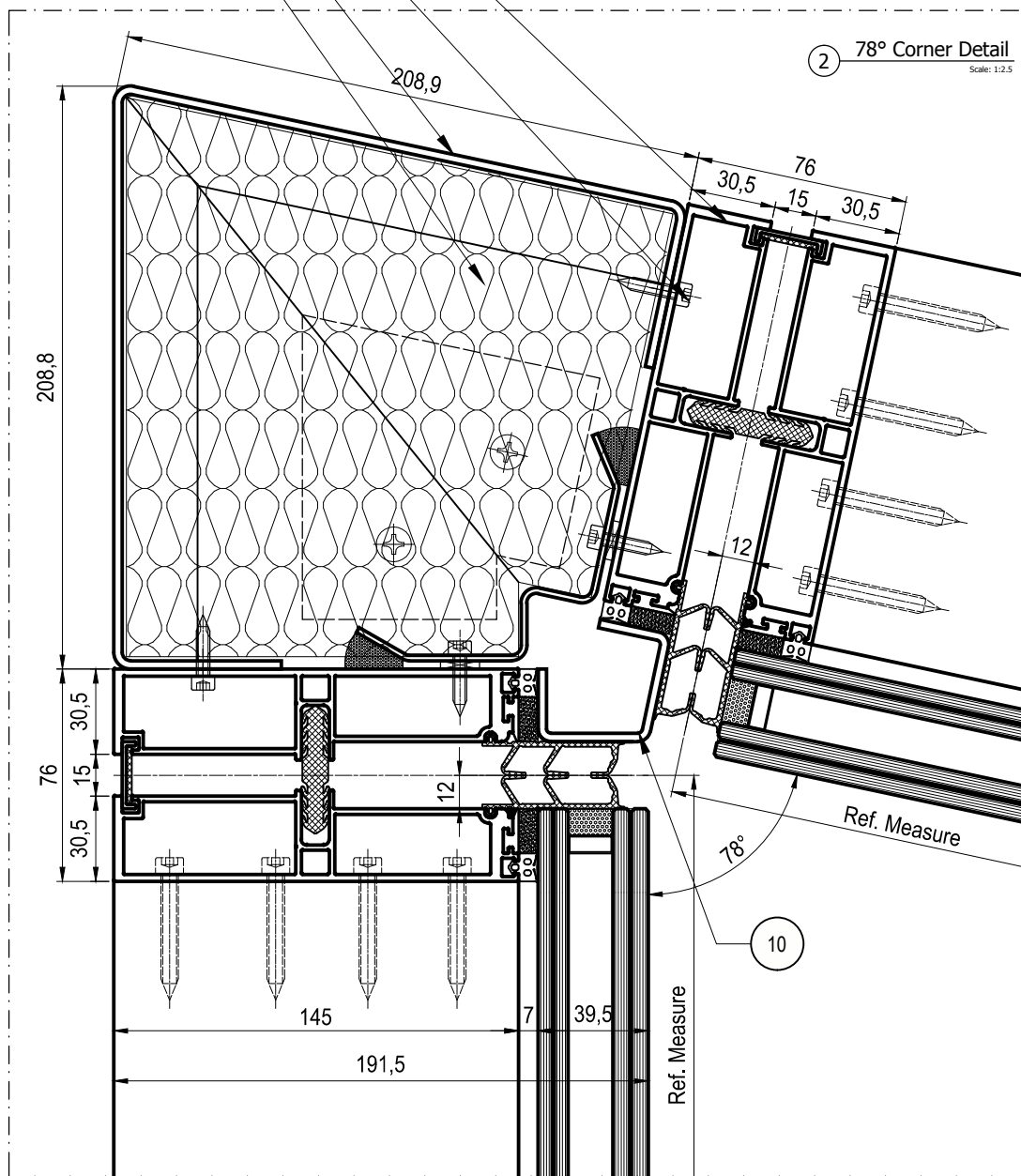
③ 90° Corner Internal View



② 78° Corner Detail



① 90° Corner Detail  
Scale: 1:2,5

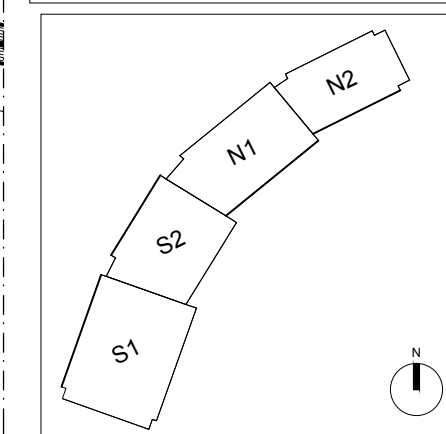


② 78° Corner Detail  
Scale: 1:2,5

MATERIAL KEY LIST	
ALUMINIUM COMPONENTS	
01	ALUMINIUM PROFILE PPC RAL 7022
02	ALUMINIUM PROFILE BRONZE ANODISED
03	ALUMINIUM PROFILE NATURAL ANODISED
04	ALUMINIUM BRACKETS MILL FINISH
05	ALUMINIUM SHEET BRONZE ANODISED
06	PERFORATED ALUMINIUM SHEET BRONZE ANODISED
07	ALUMINIUM SHEET PPC RAL 7022
08	ALUMINIUM BRACKETS BRONZE ANODISED
09	ALUMINIUM BRACKET PPC RAL 7022
10	ALUMINIUM SHEET/PROFILE BLACK ANODISED
GALVANIZED STEEL COMPONENTS	
11	HOT DIPPED GALVANIZED STEEL CAST-IN CHANNEL
12	HOT DIPPED GALVANIZED STEEL BRACKET/REINFORCEMENT
13	GALVANIZED STEEL SHEET RAL 7022
14	HOT DIPPED GALVANIZED AND PAINTED STEEL STRUCTURE
15	GALVANIZED PREPAINTED STEEL SHEET
16	HOT DIPPED GALVANIZED FIXING
STAINLESS STEEL COMPONENTS	
21	STAINLESS STEEL BRACKET AISI 316
22	STAINLESS STEEL ROD AISI 316
23	STAINLESS STEEL
24	STAINLESS STEEL BRACKET AISI 304
25	STAINLESS STEEL FIXING SCREW
26	STAINLESS STEEL FIXING SCREW ACID ETCHED (BLACK)
EPDM / SILICONE COMPONENTS	
31	BLACK EPDM GASKET
32	BLACK SILICONE
33	BLACK STRUCTURAL SILICONE
34	BLACK EPDM MEMBRANE
35	EPDM COMPATIBLE WITH STRUCTURAL SILICONE
GLASS TYPES	
41	GL-1 DGU VISION GLASS CLADDING TYPE 1-2 (SEE GLASS TYPE SCHEDULE)
42	GL-2 SGU SPANDREL GLASS CLADDING TYPE 1 (SEE GLASS TYPE SCHEDULE)
44	GL-4 DGU SPANDREL GLASS CLADDING TYPE 2 (SEE GLASS TYPE SCHEDULE)
45	GL-5 SGU BALUSTRADE GLASS CLADDING TYPE 1-2 (SEE GLASS TYPE SCHEDULE)
46	GL-6 DGU VISION GLASS CLADDING TYPE 4A-4B-4C (SEE GLASS TYPE SCHEDULE)
50	GL-10 DGU VISION GLASS CLADDING TYPE 7 (SEE GLASS TYPE SCHEDULE)
51	GL-11 DGU VISION GLASS CLADDING TYPE 8 (SEE GLASS TYPE SCHEDULE)
52	GL-10A DGU VISION GLASS CLADDING TYPE 7 (SEE GLASS TYPE SCHEDULE)
VARIOUS MATERIAL	
61	MINERAL WOOL
62	FIRE AND AIR SEAL BARRIER
63	POLYSTIRENE
64	PLASTIC SHIM / THERMAL BREAK
65	ALU FIXINGS
71	ELECTRIC CHAIN ACTUATOR
81	INSECT MESH
98	INTERNAL CEILING AND FINISH FLOOR BY OTHERS
99	VARIOUS BY OTHERS

Issue:	F19
Job:	160070
Issued for:	INFORMATION
Scale:	1:2.5 @ A3
Draw:	HD208
File:	KXC-T2-001-Y-FOC-21-HD208
Description:	Type 1 and 2 - Corner Details
Approved by:	L. CENNI
Drawn by:	PFE
Date:	14-12-2018
Rev:	00
Project:	King's Cross - T2/T3 London
Architect:	Bennetts Associates
Client:	BAMC
Package:	FOCCHI

Key Map



Title: **CORNER DETAILS**  
TYPE 1 AND 2