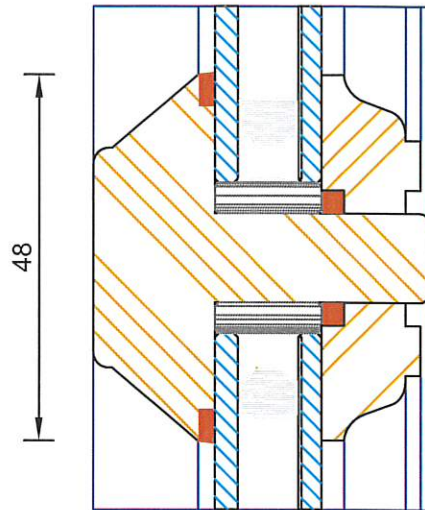
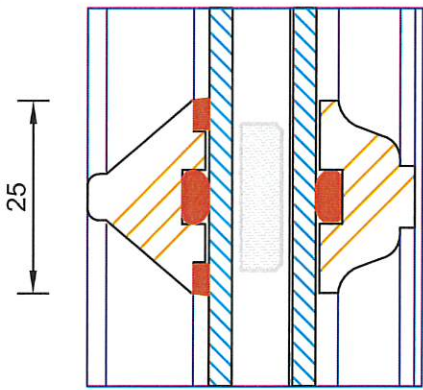


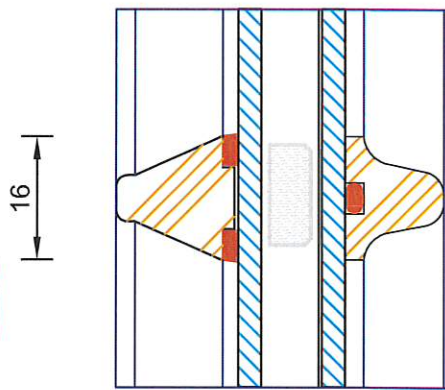
LAMBS TONGUE 35mm



LAMBS TONGUE 48mm



LAMBS TONGUE 25mm



LAMBS TONGUE 16mm

Lambs tongue 25mm  
to be used for glazing  
bars



**Heritage Slim-Line Sliding Sash Cords & Weights  
Bar Options**

DIMENSIONS	PLOT SIZE	SCALE	DATE	REV	DWG NO.
MM	A4	1:1	01.06.2012	A	<b>2702</b>

Please consider the environment before printing