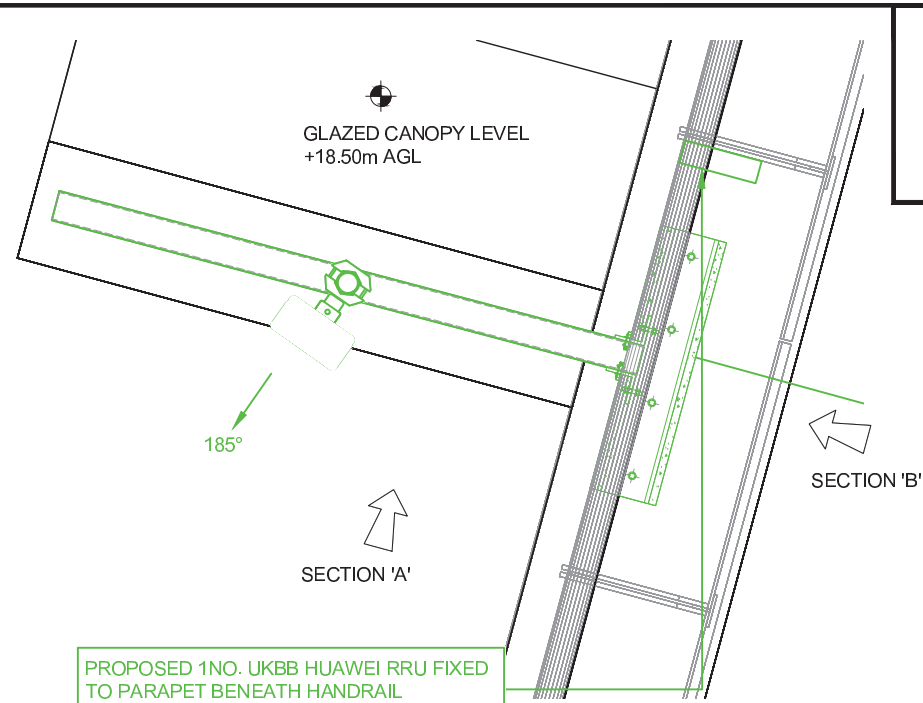
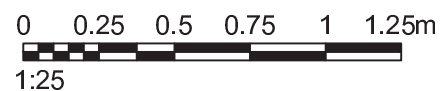


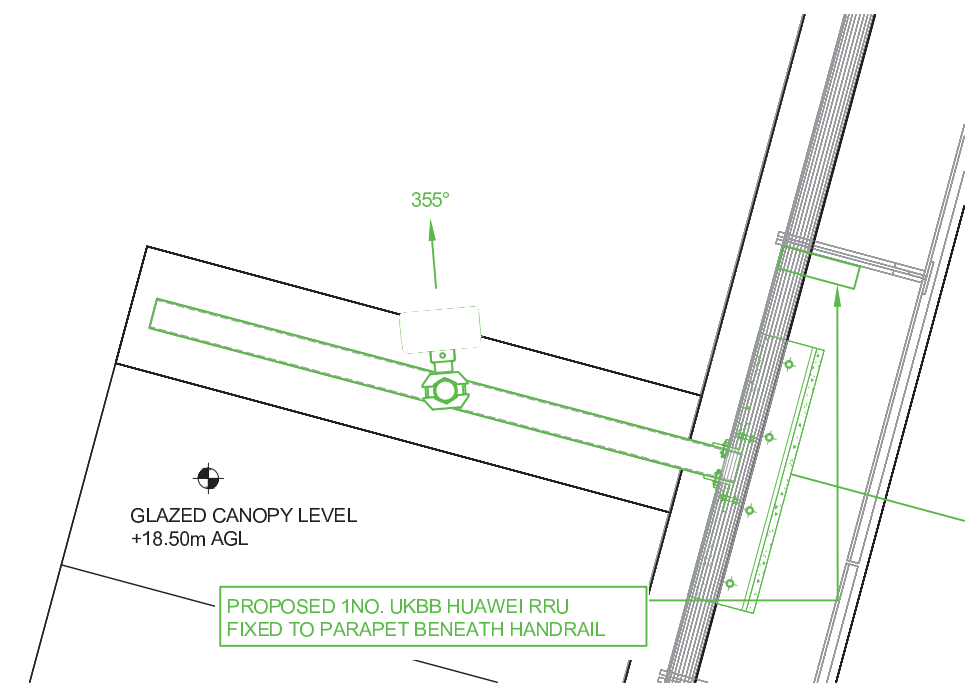
PROPOSED EQUIPMENT LAYOUT

(SCALE: 1:25)



PROPOSED ANTENNA PLAN - SECTOR 1

(SCALE: 1:25)



PROPOSED ANTENNA PLAN - SECTOR 2

NOTES:

1. ALL DIMENSIONS IN MM UNLESS OTHERWISE NOTED.
2. THIS DRAWING TO BE READ IN CONJUNCTION WITH: CAM(TBC) - 100 / 109

waldon

WALDON TELECOM
PHOENIX HOUSE
PYRFORD ROAD
WEST BYFLEET
SURREY
KT14 6RA

TEL : 01932 411011
FAX : 01932 411012

ISS.	A	CAM(TBC)	ISSUED FOR CONSTRUCTION	ST	07/02/2019	FD	07/02/2019
ISS.	JOB No.	DESCRIPTION		Rev'd	Date	App'd	Date
DRAWN	ST	CHECKED	FD	APPROVED	FD	SCALE: As Shown	
DATE	07/02/2019	DATE	07/02/2019	DATE	07/02/2019		

SITE No.	CAM(TBC)	SITE NAME	GRANARY SQUARE
TITLE	PROPOSED ANTENNA AND EQUIPMENT LAYOUT		
ADDRESS	GRANARY BUILDING 1 GRANARY SQUARE, KINGS ROAD LONDON		
POST CODE	N1C 4AA	DRAWING No.	CAM(TBC)-102
PURPOSE OF ISSUE	CONSTRUCTION	ISSUE	A

