

Standard Notes

1. This drawing is to be read in conjunction with all relevant Architect's and Engineer's drawings and the specification.
2. This drawing should not be scaled.
3. All dimensions are to be verified by the contractor on site.
4. All discrepancies should be reported to the C.A. prior to the commencement of the works.

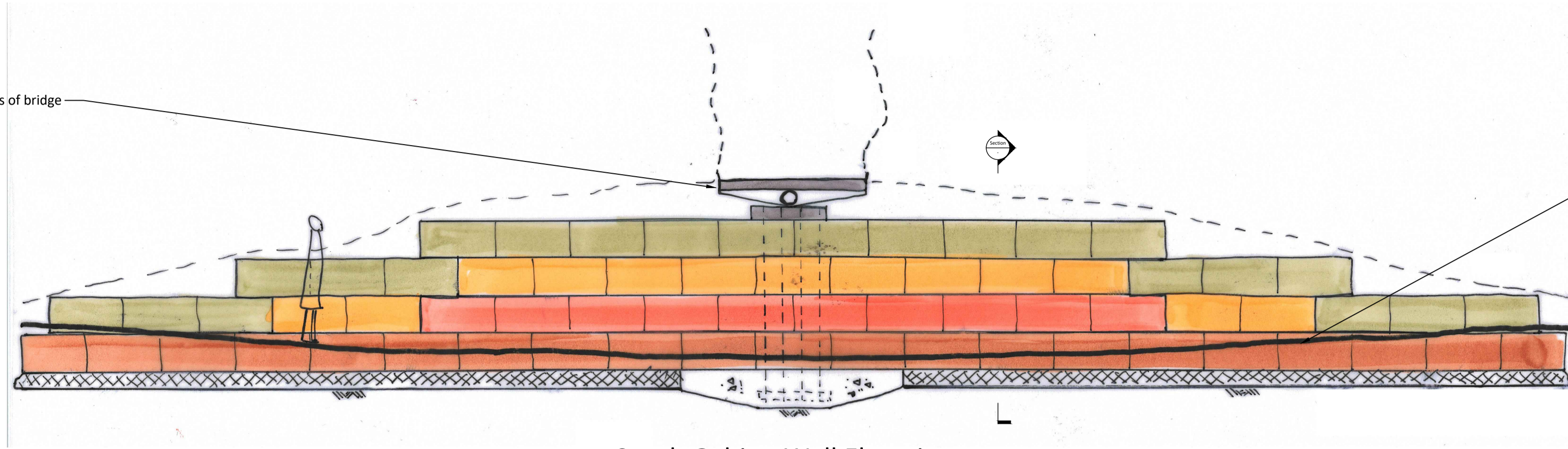
© CIVIC ENGINEERS

Location Plan

Notes and Keys

1. Refer to drawing 1096-01-(GA)100 for General Notes.
2. This drawing is to be printed/viewed in full colour only.

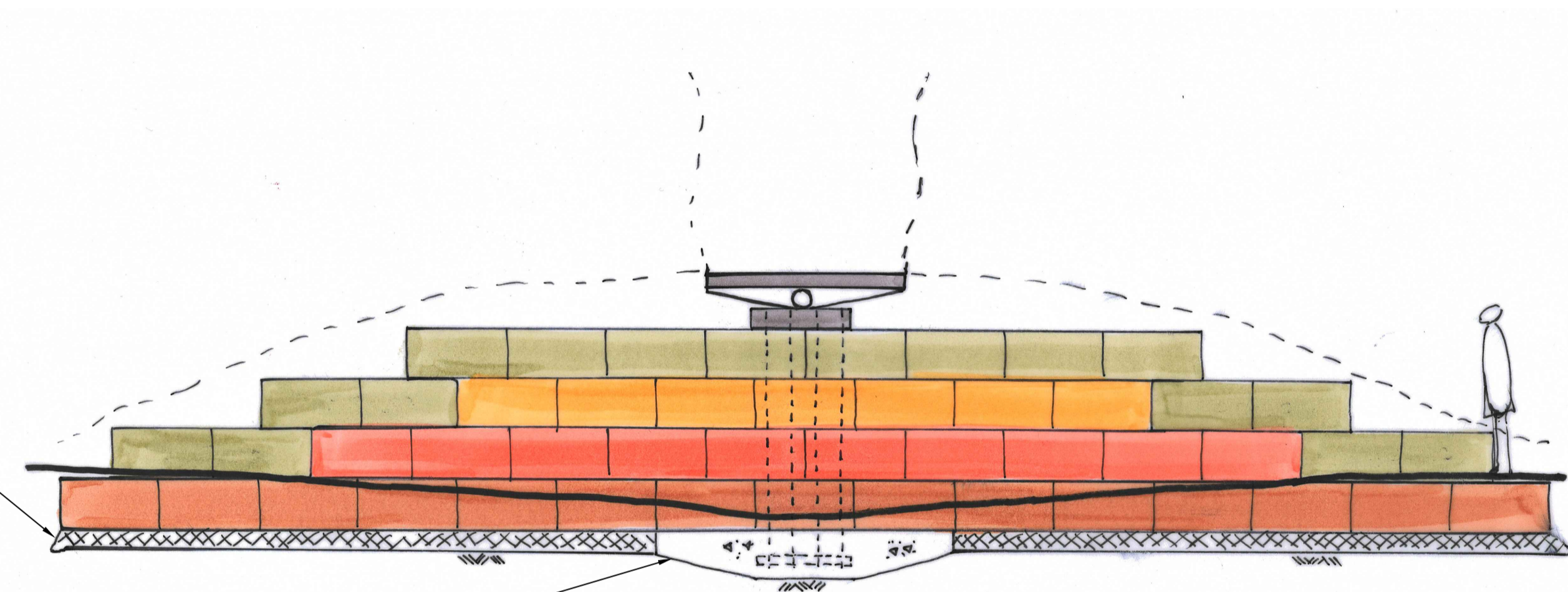
Refer to drawing (DE)001 for details of bridge supports on gabion walls.



Indicative footpath level. Refer to Architect's drawings for further details.

South Gabion Wall Elevation

Scale 1:50



200mm deep, well compacted hardcore base for gabion baskets.

1m wide, 0.5m deep mass concrete footing supporting gabion baskets under bridge end. Footing to taper to 200mm deep either side of central footing to tie into hardcore Gabion Wall base.

North Gabion Wall Elevation

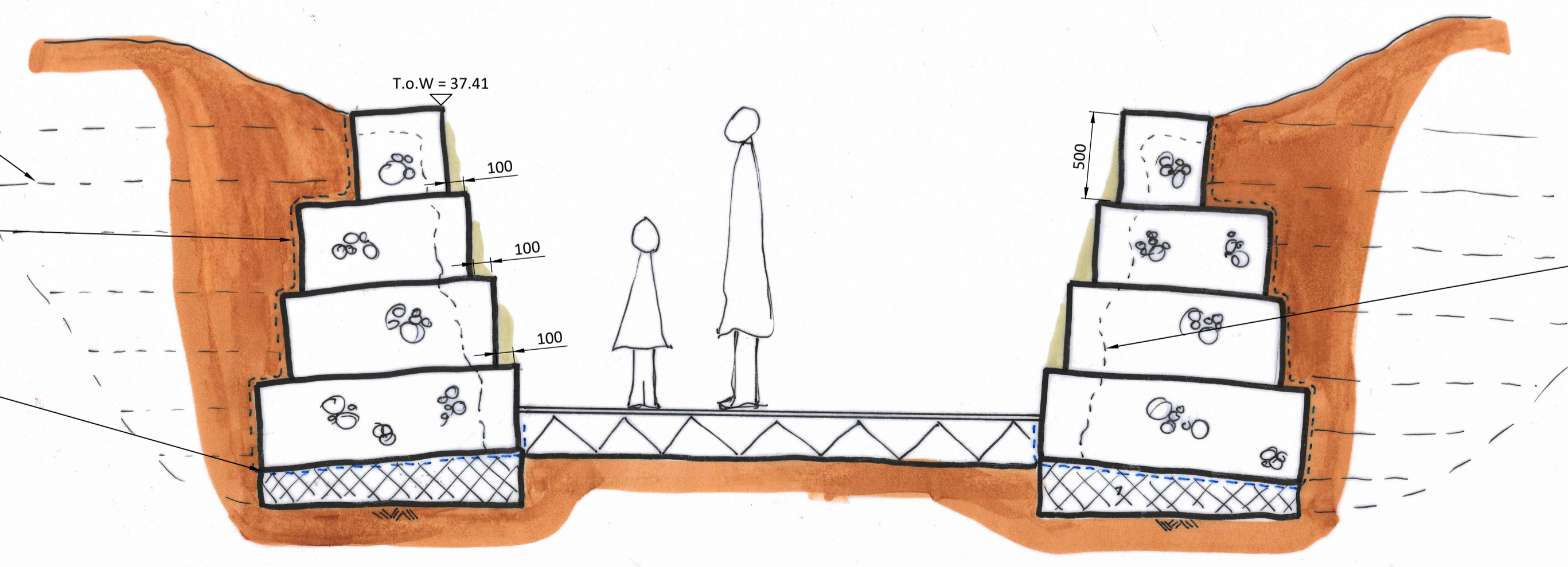
Scale 1:50

Gabion Sizes	
Key	Size (WxLxH)
	500x1000x500
	1000x1000x500
	1200x1000x500
	1500x1000x500

Ground behind Gabion Walls to be backfilled with Type 1 granular fill in 200mm well compacted layers.

Geotextile to Architect's specification.

Gabion baskets to be laid at 5° batter on 200mm layer of well compacted hardcore. Hardcore to be compacted onto virgin ground. Depth to virgin ground to be built up in 200mm layers of compacted Type 1 fill if necessary.



Facing stone fill for front and top of gabion walls to Architect's specification.

Section Through Gabion Walls and Footpath

Scale 1:25

NOT FOR CONSTRUCTION

04.03.19	T01	Issued for tender	CY	GA
Date	Rev	Description	Drawn	Chkd

**Civic Engineers**  
 MANCHESTER Carver's Warehouse, 77 Dale Street, Manchester, M3 2HG. Tel: 0161 228 6751  
 LONDON 25 Abchurch Lane, London EC4A 3DF. Tel: 020 7222 2977  
 LEEDS 100-102, The Wharf, Leeds LS1 5JF. Tel: 0113 2025 130  
 GLASGOW 45 West Nile St, Glasgow, G1 2PP. Tel: 0141 570 1829  
[www.civicingineers.com](http://www.civicingineers.com)

Project  
**Gloucester Gate  
 Regents Park, London**

Title  
**Playground Footbridge:  
 Gabion Retaining Walls**

Status  
**TENDER**

Scale @ A1	Date Created	Drawn	Checked
As Shown	Feb 19	CY	GA
Project Number	Originator	Discipline	Drawing Number
1096/01	CIVIC	S	(GA)002
			Revision
			T01