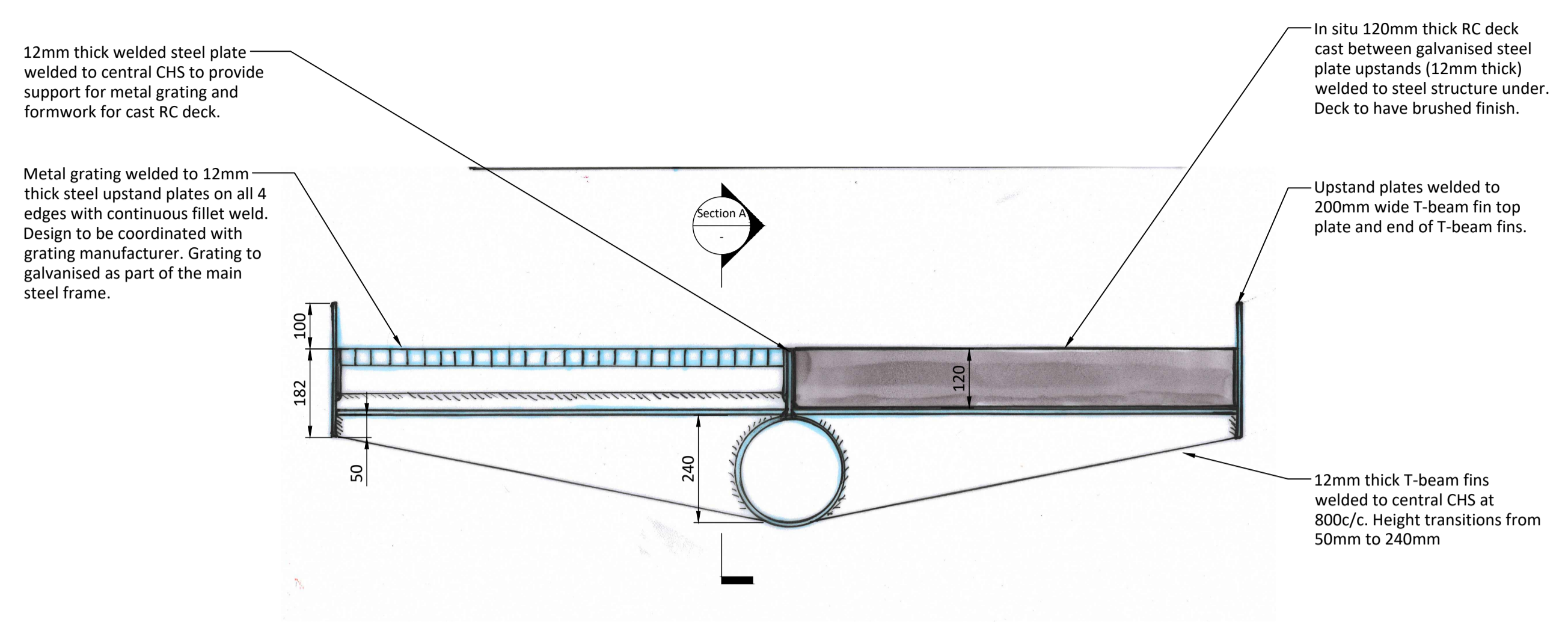
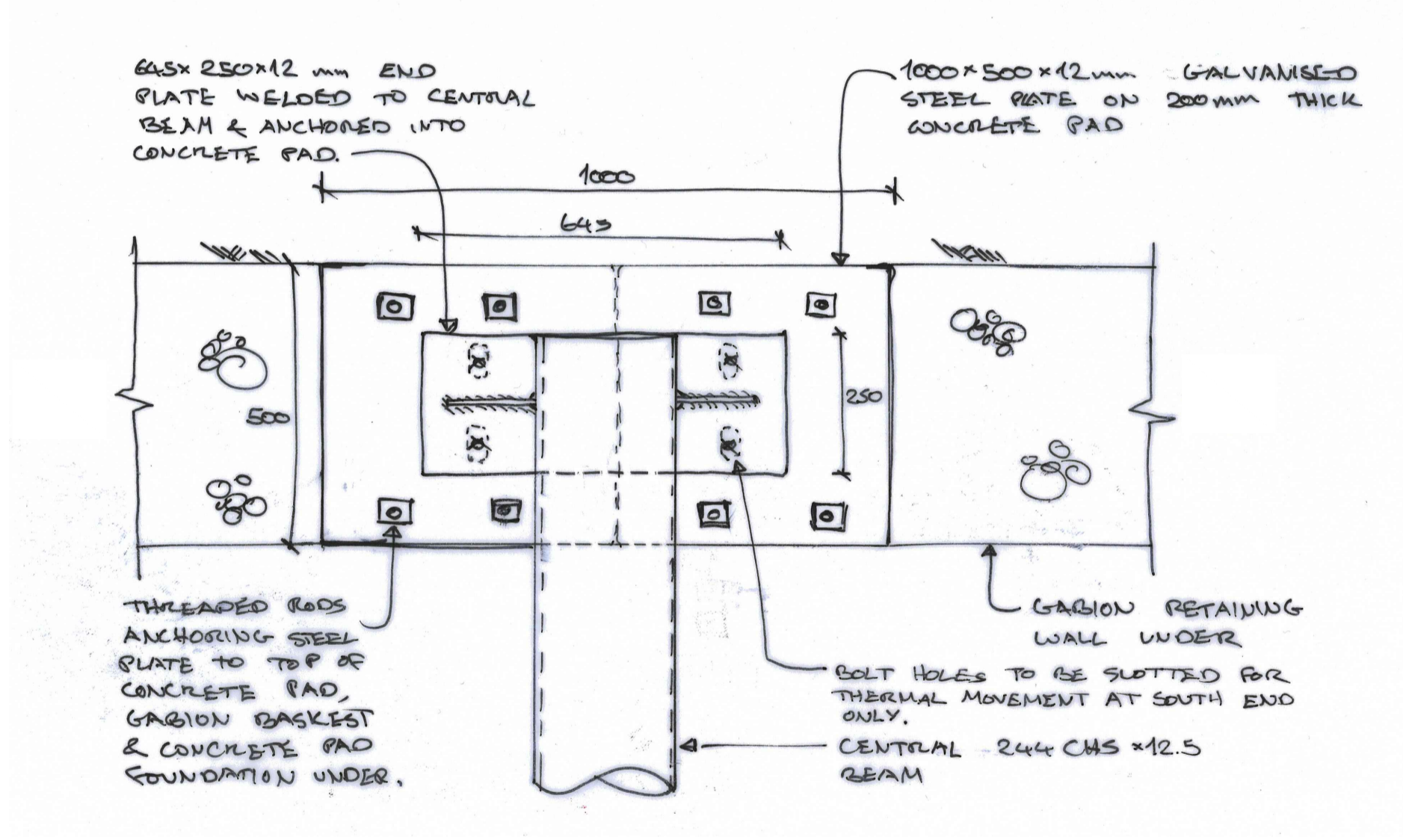


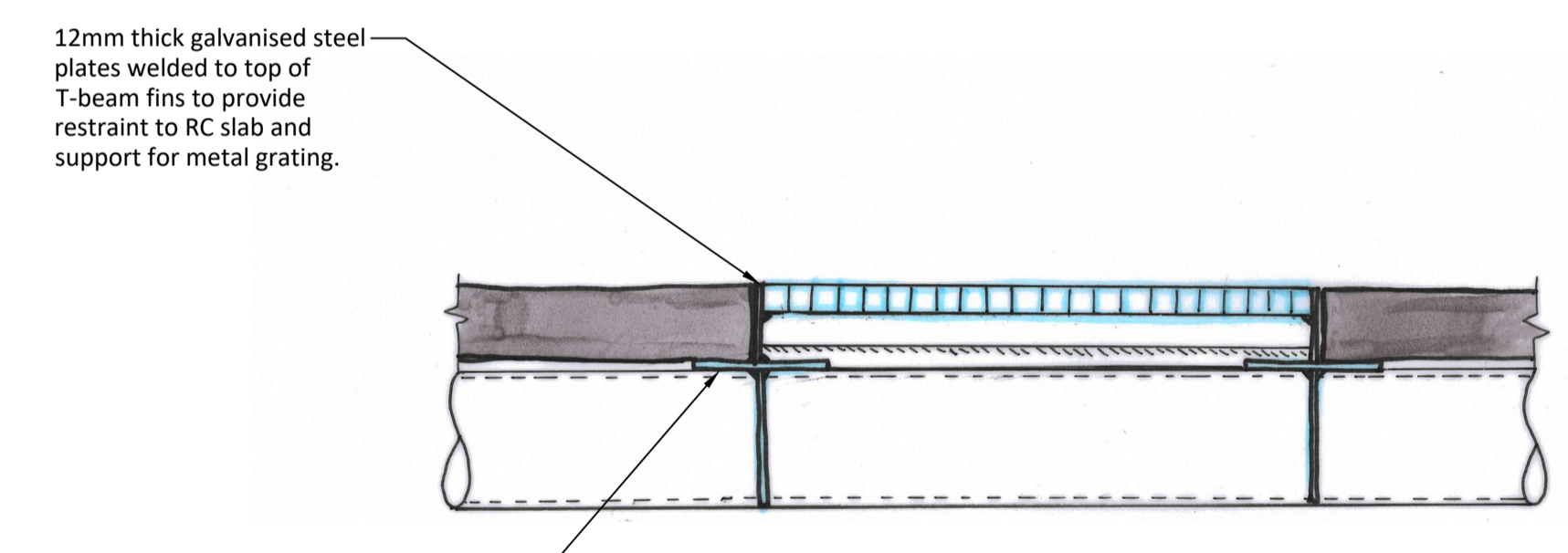
Detail 1 - End Beam Connection Detail  
Scale 1:10



Detail 2 - Section Through Proposed Deck  
Scale 1:10



Plan - End Beam Connection Detail  
Scale 1:10



Section A  
Scale 1:10

All steelwork to be galvanized UNO.  
No site welding permitted.

Standard Notes  
1. This drawing is to be read in conjunction with all relevant Architect's and Engineer's drawings and the specification.  
2. This drawing should not be scaled.  
3. All dimensions are to be verified by the contractor on site.  
4. All discrepancies should be reported to the C.A. prior to the commencement of the works.

© CIVIC ENGINEERS  
Location Plan

Notes and Keys  
1. Refer to drawing 1096-01-(GA)100 for General Notes.

NOT FOR CONSTRUCTION

04.03.19	T01	Issued for tender	CY	GA
21.02.19	P01	Issued for information and costing.	CY	GA
Date	Rev	Description	Drawn	Chkd

MANCHESTER Carver's Warehouse, 77 Dale Street, Manchester, M3 2HG. Tel: 0161 228 6751  
LONDON Wood's Wharf, 23 Mill Street, London SE1 3AN. Tel: 020 7252 8977  
LEEDS Tower Works, 1001-1010, Cliffe Road, Leeds, LS1 5QB. Tel: 0113 2025 130  
GLASGOW Crofton Chambers, 45 Wood Mile St, Glasgow, G1 2PT. Tel: 0141 370 1829  
www.civicengineers.com

Project  
Gloucester Gate  
Regents Park, London

Title  
Playground Footbridge  
Proposed Details

Status  
TENDER

Scale @ A1	Date Created	Drawn	Checked
As Shown	Feb 19	CY	GA
Project Number	Originator	Discipline	Drawing Number
1096/01	CIVIC	S	(DE)001
			Revision
			T01