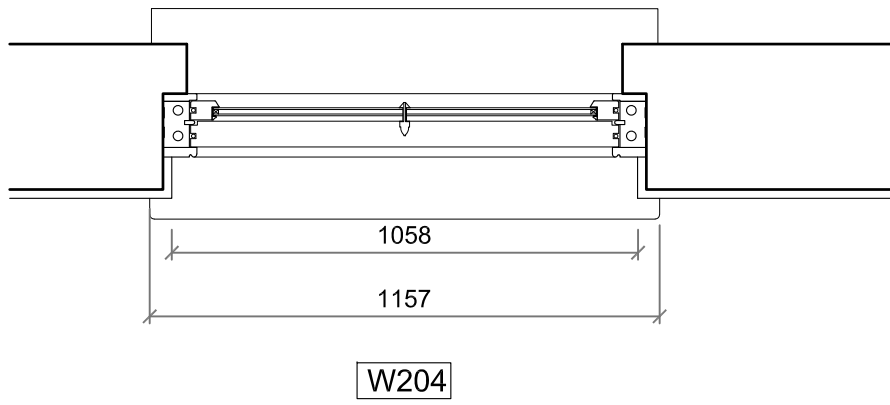
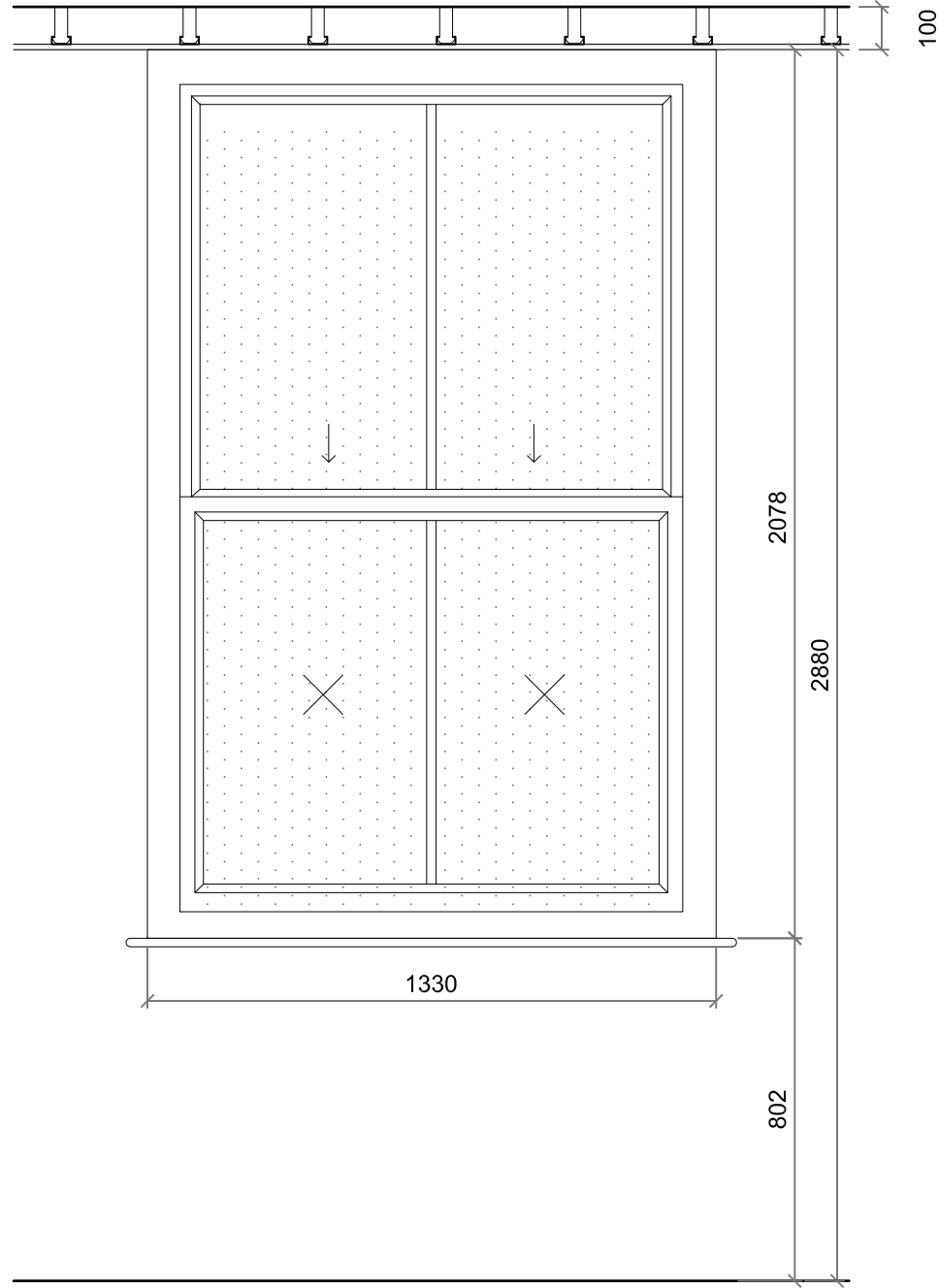


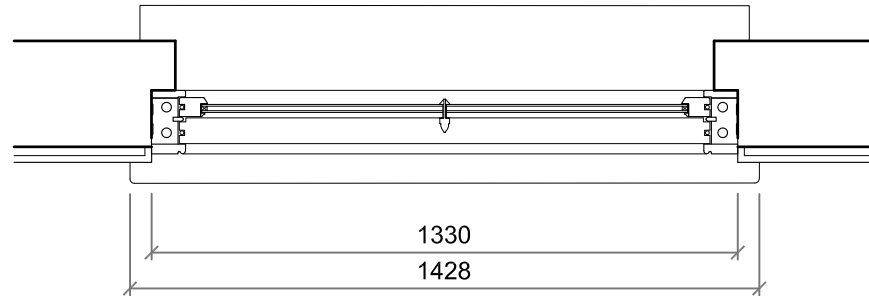
1 W204 Elevation | Section | Plan  
1:10@A2



W204



2 W205 Elevation | Section | Plan  
1:10@A2



W205

TENDER ISSUE

GENERAL NOTES  
COPYRIGHT BELSIZE ARCHITECTS.  
NO IMPLIED LICENSE EXISTS. THIS DRAWING SHOULD NOT BE USED TO CALCULATE AREAS FOR THE PURPOSES OF VALUATION. ALL DIMENSIONS TO BE CHECKED ON SITE BY THE CONTRACTOR AND SUCH DIMENSIONS TO BE THEIR RESPONSIBILITY. DO NOT SCALE DRAWINGS  
THIS DRAWING IS TO BE READ IN CONJUNCTION WITH ALL OTHER CONTRACT DOCUMENTS AND SPECIFICATIONS AND ALL OTHER CONSULTANTS DRAWINGS. ALL LEVELS AND DIMENSIONS SHOULD BE CHECKED ON SITE  
ALL WORK MUST COMPLY WITH RELEVANT BRITISH STANDARDS AND BUILDING REGULATIONS REQUIREMENTS DRAWING ERRORS AND OMISSIONS TO BE REPORTED TO THE ARCHITECT

REVISIONS

NOTES

22 PILGRIMS LANE  
HAMPSTEAD, LONDON  
NW3 1SN  
FIRST FLOOR TIMBER WINDOWS 2  
DWG No: 22PL\_P654  
SCALE: 1:10 @ A2  
DATE: OCT 2018  
BELSIZE ARCHITECTS  
48 PARKHILL ROAD, LONDON, NW3 2YP  
T: 020 7482 4420  
E: MAIL@BELSIZEARCHITECTS.COM