
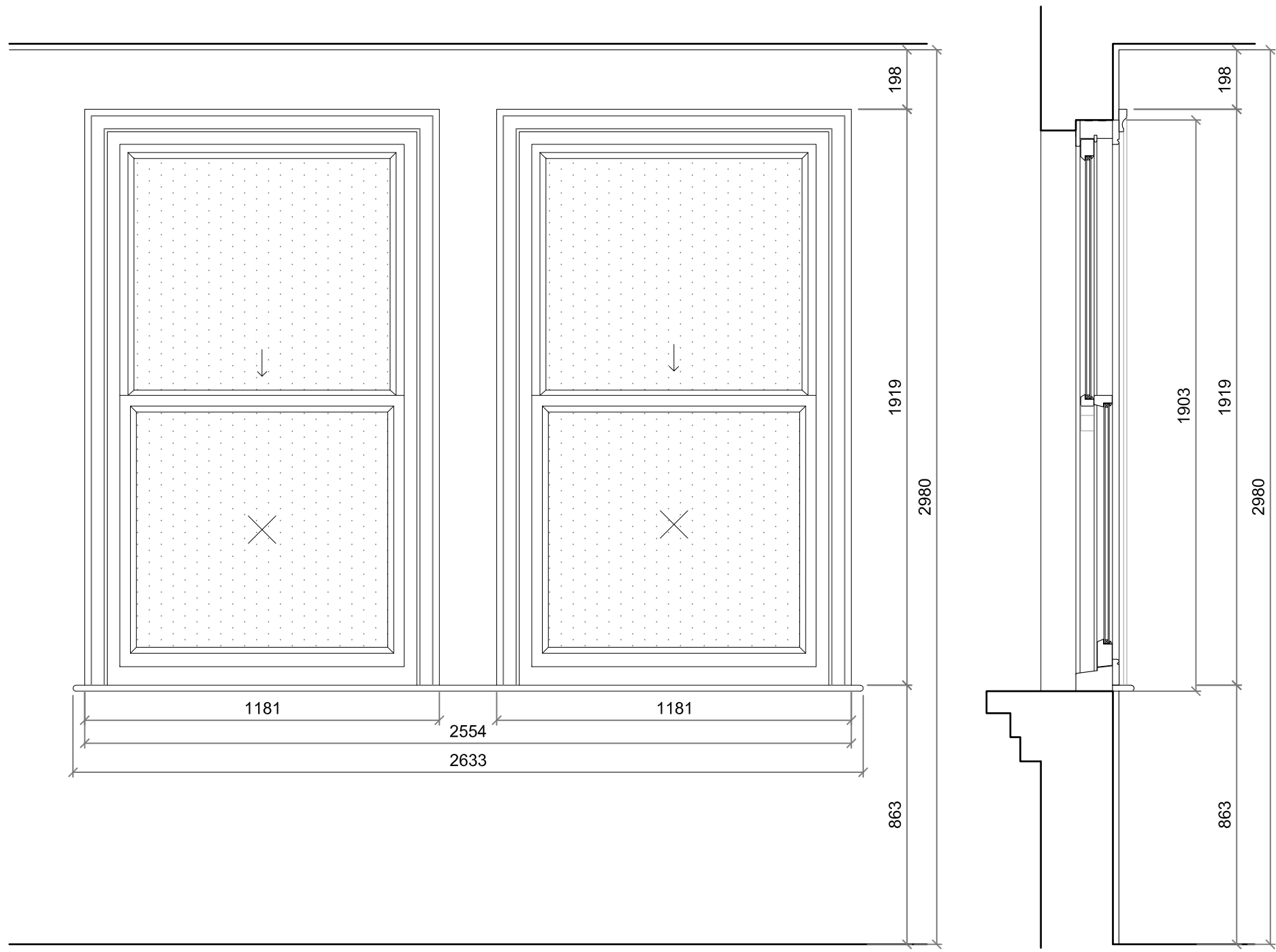


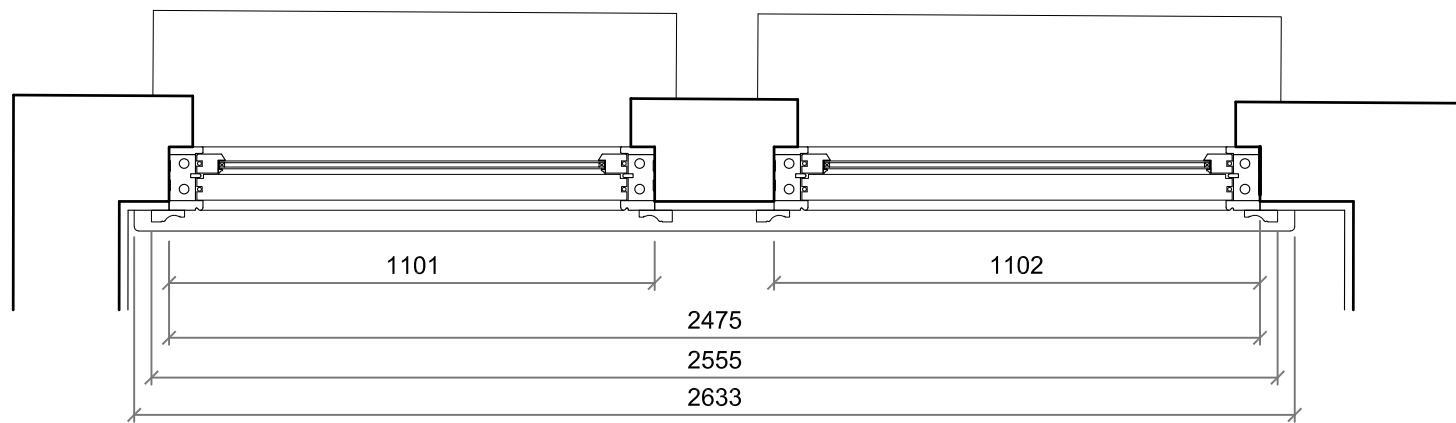
1 W201 Elevation | Section | Plan
1:10@A2



W201



2 W202 / W203 Elevation | Section | Plan
1:10@A2



W203

W202

TENDER ISSUE

GENERAL NOTES

COPYRIGHT BELSIZE ARCHITECTS.

NO IMPLIED LICENSE EXISTS. THIS DRAWING SHOULD NOT BE USED TO CALCULATE AREAS FOR THE PURPOSES OF VALUATION. ALL DIMENSIONS TO BE CHECKED ON SITE BY THE CONTRACTOR AND SUCH DIMENSIONS TO BE THEIR RESPONSIBILITY. DO NOT SCALE DRAWINGS

THIS DRAWING IS TO BE READ IN CONJUNCTION WITH ALL OTHER CONTRACT DOCUMENTS AND SPECIFICATIONS AND ALL OTHER CONSULTANTS DRAWINGS. ALL LEVELS AND DIMENSIONS SHOULD BE CHECKED ON SITE

ALL WORK MUST COMPLY WITH RELEVANT BRITISH STANDARDS AND BUILDING REGULATIONS REQUIREMENTS. DRAWING ERRORS AND OMISSIONS TO BE REPORTED TO THE ARCHITECT

REVISIONS

NOTES

22 PILGRIMS LANE
HAMPSTEAD, LONDON
NW3 1SN

FIRST FLOOR TIMBER WINDOWS 1

DWG No: 22PL_P653

SCALE: 1:10 @ A2

DATE: OCT 2018

BELSIZE ARCHITECTS

48 PARKHILL ROAD, LONDON, NW3 2YP
T: 020 7482 4420
E: MAIL@BELSIZEARCHITECTS.COM

© COPYRIGHT
NOT TO BE REPRODUCED OR USED
WITHOUT PERMISSION