

C

D

A

B

C

D

B

* Rooflights = Velux Conservation Rooflight ref MK06 (780 x 1180). Install the rooflight so that it fits flush with the roof covering. Any new tiles used in fitting the rooflight must match those on the surrounding roof.

Extent of Linton Studio outlined in Red

neighbouring courtyard (no info)

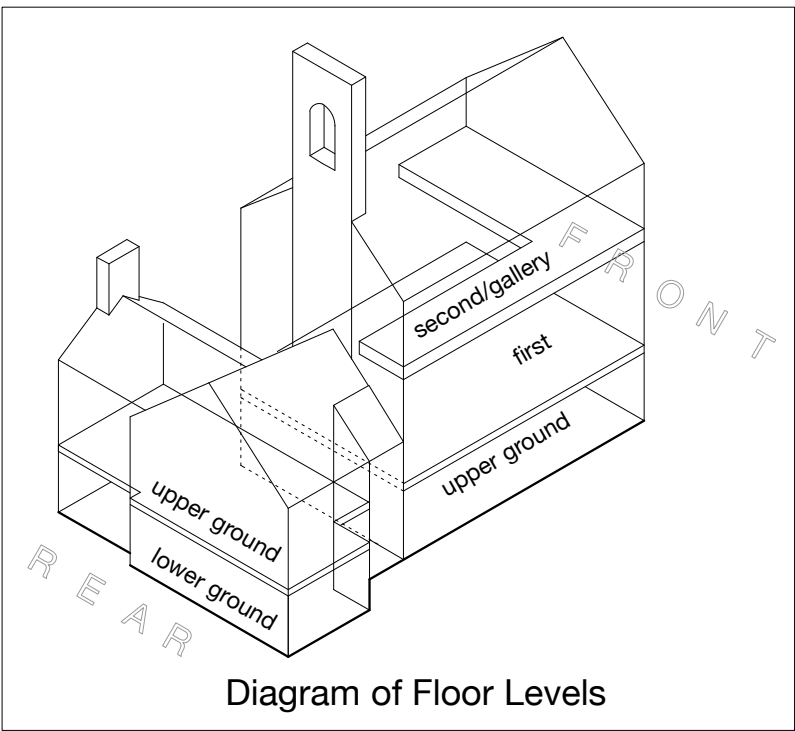
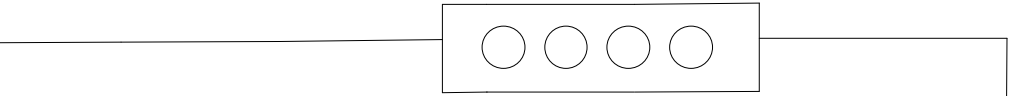
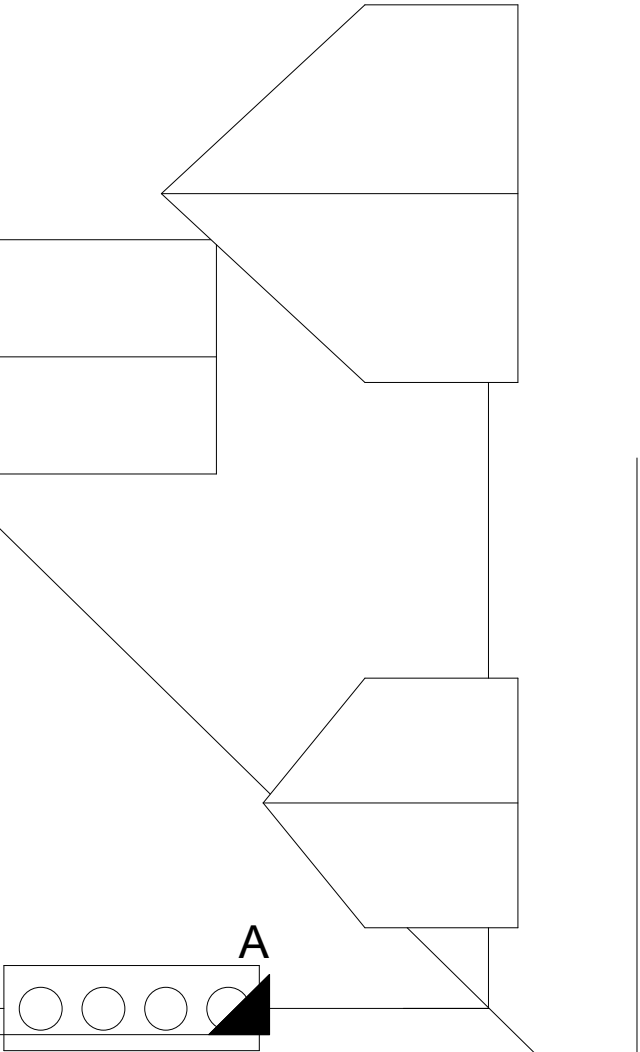
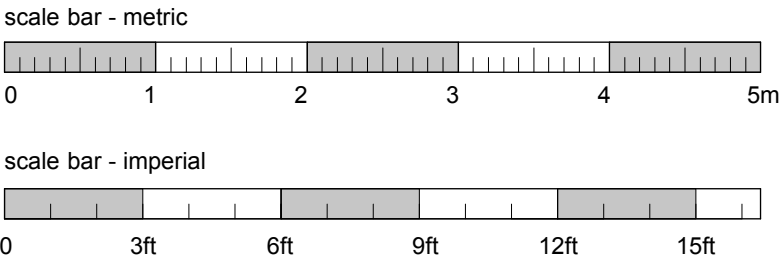
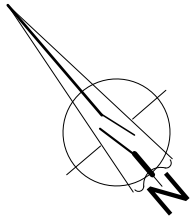


Diagram of Floor Levels



- Rev B** - Kitchen rooflight moved to rear slope 19.02.19
- Rev C** - Rooflight dimensions added 26.02.19
- Rev D** - Rooflight numbers reduced to 2 05.02.19



	existing walls
	existing walls to be removed
	proposed walls

BROD WIGHT
Architects
8a Baynes Mews --- London --- NW3 5BH

Linton Studio, 35 Steele's Road
London NW3 4RG

www.brodwight.co.uk office@brodwight.co.uk
Tel 020 7722 0810 This drawing is copyright

Drawing Title:
Proposed Roof Plan

Drawing Ref:
1076-AP07D

Date
December 2018

Scale
1:50@A2 / 1:100@A4