

















Equal / Equivalent Luminaires




Ref	Manufacturer	Description	Appearance	Body / Bezel Colour	Lamp No. / Type	Lamp colour	Control Gear	Comments
AD18	MID LIGHTING MIACOUSTUS/228/T5/DSI	Suspended acoustic raft lighting system providing direct/indirect light distribution, whilst also offering acoustic absorption thereby removing the need for suspended ceiling systems. 1800mm version		SILVER RAL9006	2 x 28w T5 Linear Fluorescent	840	High Freq. Electronic DSI ON/OFF	Camden and School agreeable to MID version
AD18E	MID LIGHTING MIACOUSTUS/228/T5/DSI/EM3	E reference complete with 3 hr integral emergency battery pack. 1800mm version	See Attachewd	SILVER RAL9006	2 x 28w T5 Linear Fluorescent	840	High Freq. Electronic DSI ON/OFF	Camden and School agreeable to MID version
AD20	MID LIGHTING MIACOUSTUS/228/T5/DSI	Suspended acoustic raft lighting system providing direct/indirect light distribution, whilst also offering acoustic absorption thereby removing the need for suspended ceiling systems. 1800mm version		SILVER RAL9006	2 x 28w T5 Linear Fluorescent	840	High Freq. Electronic DSI ON/OFF	Camden and School agreeable to MID version
AD20E	MID LIGHTING MIACOUSTUS/228/T5/DSI/EM3	E reference complete with 3 hr integral emergency battery pack. 2000mm version	See Attachewd	SILVER RAL9006	2 x 28w T5 Linear Fluorescent	840	High Freq. Electronic DSI ON/OFF	Camden and School agreeable to MID version
AD22	MID LIGHTING MIACOUSTUS/228/T5/DSI	Suspended acoustic raft lighting system providing direct/indirect light distribution, whilst also offering acoustic absorption thereby removing the need for suspended ceiling systems. 1800mm version		SILVER RAL9006	2 x 28w T5 Linear Fluorescent	840	High Freq. Electronic DSI ON/OFF	Camden and School agreeable to MID version
AD22E	MID LIGHTING MIACOUSTUS/228/T5/DSI/EM3	E reference complete with 3 hr integral emergency battery pack. 2200mm version	See Attachewd	SILVER RAL9006	2 x 28w T5 Linear Fluorescent	840	High Freq. Electronic DSI ON/OFF	Camden and School agreeable to MID version




C	MID LIGHTING MID200/226CF/ SGCL/HS	<p>GENERAL DESCRIPTION Compact fluorescent recessed downlight. Lamp 2 x 26w PLT Compact Fluorescent Overall Nominal Dimensions Ø 195mm Cut-out Nominal Dimensions Ø 176mm Overall Depth 145mm Body Die-cast aluminium Colour White Reflector/Diffuser Highly specular Control Gear High frequency Installation fixing Recessed Emergency Integral LED LEM unit with three hour battery NOTES To be supplied with IP44 sealed clear glass</p>		SILVER RAL9006	2 x 26w Compact Fluorescent	840	High Freq	Camden and School agreeable to MID safetyglass flush fit version with security screws
C/E	MID LIGHTING MID240/CF/226 /DF/FB/FGCL/I P44/EM3	E reference complete with 3 hr integral emergency battery pack	See Attachewd	SILVER RAL9006	2 x 26w Compact Fluorescent	840	High Freq	Camden and School agreeable to MID safetyglass flush fit version with security screws
C1	MID LIGHTING MID240/CF/226 /DF/FB	<p>GENERAL DESCRIPTION The MID240 is a dynamic and efficient source of general illumination. FEATURES - Supplied with a plain fixed die cast bezel. - Supplied with a diamond facet reflector. - Injection moulded UL94 VO flame retardant control gear and lamp holder housings. - High frequency control gear specified. - ME3 is a three hour emergency maintained luminaire</p>		SILVER RAL9006	2 x 26w Compact Fluorescent	840	High Freq	Camden and School agreeable to MID dropglass version with security screws
C1/E	MID LIGHTING MID240/CF/226 /DF/FB/EM3	E reference complete with 3 hr integral emergency battery pack	See Attachewd	SILVER RAL9006	2 x 26w Compact Fluorescent	840	High Freq	Camden and School agreeable to MID dropglass version with security screws
C2	MID LIGHTING MID240/DSI/22 6/DF/FB			SILVER RAL9006	2 x 26w Compact Fluorescent	840	High Freq	Camden and School agreeable to MID safetyglass flush fit version with security screws DSI Dimmable for daylight saving
C2E	MID LIGHTING MID240/DSI/22 6/DF/FB/EM3	E reference complete with 3 hr integral emergency battery pack	See Attachewd	SILVER RAL9006	2 x 26w Compact Fluorescent	840	High Freq	Camden and School agreeable to MID safetyglass flush fit version with security screws DSI Dimmable for daylight saving





C4	MID/130/CF/12 6/CB/RAL9006			SILVER RAL9006	1 x 26w Compact Fluorescent	840	High Freq	Camden and School agreeable to MID safetyglass flush fit version with security screws. Smaller version to suit toilets in Salisbury
C4E	MID LIGHTING MID130/DSI/12 6/DF/FB/EM3	E reference complete with 3 hr integral emergency battery pack	See Attachewd	SILVER RAL9006	1 x 26w Compact Fluorescent	840	High Freq	Camden and School agreeable to MID safetyglass flush fit version with security screws. Smaller version to suit toilets in Salisbury
G	MID Lighting	MIS800		White with white Opal diffuser	38W 2D	840	HF	
G/E	MID Lighting	As above but with integral 3 hour emergency pack						
H1	MID LIGHTING MIVP/T5/149/H F/PC	GENERAL DESCRIPTION The MIVP surface mounted luminaire is ideal for hostile or wet environments where maximum ingress protection is needed. FEATURES - Sealed to IP65 as standard using neoprene gaskets and quick release toggles. - Manufactured from injection moulded polycarbonate and supplied with a sealed diffuser. - Supplied with high frequency control gear. - ME3 is a three hour emergency maintained luminaire.		STANDARD	1 x 49w T5 Linear Fluorescent	840	High Freq	Camden and School agreeable to MID version
H1/E	MID LIGHTING MIVP/T5/149/H F/PC/EM3	E reference complete with 3 hr integral emergency battery pack	See Attachewd	STANDARD	1 x 49w T5 Linear Fluorescent	840	High Freq	Camden and School agreeable to MID version


H2	MID LIGHTING MIVP/T5/236/H F/PC	<p>GENERAL DESCRIPTION The MIVP surface mounted luminaire is ideal for hostile or wet environments where maximum ingress protection is needed.</p> <p>FEATURES</p> <ul style="list-style-type: none"> - Sealed to IP65 as standard using neoprene gaskets and quick release toggles. - Manufactured from injection moulded polycarbonate and supplied with a sealed diffuser. - Supplied with high frequency control gear. 		STANDARD	2 x 36W T5 Linear Fluorescent	840	High Freq	Camden and School agreeable to MID version
H2E	MID LIGHTING MIVP/T5/236/H F/PC/EM3	E reference complete with 3 hr integral emergency battery pack	See Attachewd	STANDARD	2 x 36W T5 Linear Fluorescent	840	High Freq	Camden and School agreeable to MID version
K1	MID LIGHTING MIHB/150/MH	<p>GENERAL DESCRIPTION This High Bay luminaire specifically designed for mounting in industrial facilities with a dusty atmospheres.</p> <p>FEATURES</p> <ul style="list-style-type: none"> - Enclosed lamp control gear. - Spun aluminium reflector as standard. - AUX Version is supplied with auxiliary tungsten lamp to provide lighting in cases of momentary power failure. - Class I protection against electric shock with earthed metalwork. 		SILVER RAL9006	1 x 150W Metal Halide	N/A	Enclosed lamp control gear.	Camden and School agreeable to MID version
K1/E	MID LIGHTING MIHB/150/MH/ EM3	E reference complete with 3hr integral emergency battery pack	See Attachewd	SILVER RAL9006	1 x 150W Metal Halide	N/A	Enclosed lamp control gear.	
P	MID LIGHTING MIU430PD	<p>GENERAL DESCRIPTION Ultra slim wall mounted uplight with perforated slots to create a subtle diffused downlight effect.</p> <p>FEATURES</p> <ul style="list-style-type: none"> - Manufactured in steel and finished white as standard. - Supplied with high frequency control gear. - ME3 version fitting supplied with emergency integral packs as standard. 		TBC	1 x 55w Compact Fluorescent	8400k	High Freq	
P/E	MID LIGHTING MICONT/180/H F/EM3	E reference complete with 3hr integral emergency battery pack	See Attachewd		1 x 80w Compact Fluorescent		High Freq	

T	MID LIGHTING MITRIMLITE/T R/128/DSI	<p>GENERAL DESCRIPTION Linear recessed luminaire suitable for installations requiring an attractive and discrete light fitting. The Satine Blend polycarbonate diffuser offers high transmission while providing an even diffusion of light across the face of the luminaire.</p> <p>FEATURES</p> <ul style="list-style-type: none"> - Supplied with a Satine Blend high transmission opal diffuser. - Supplied as a continuous linear or modular light. The continuous option can be supplied with overlapping lamps to provide an even illuminance across the length of the fitting. - Available either as a continuous or modular luminaire. - Body, gear tray and infill panel finished in 		TBC		840	DSI dimming control gear.	Recount and revise order
T/E	MID LIGHTING MITRIMLITE/T R/128/DSI/EM3	E reference complete with 3hr integral emergency battery pack	See Attachewd	TBC		840	DSI dimming control gear.	Recount and revise order
S	MID LIGHTING MIB/T5/128/HF	<p>GENERAL DESCRIPTION The MIB is a basic batten luminaire that comes available in a range of lengths and attachments to suit a diverse amount of applications.</p> <p>FEATURES</p> <ul style="list-style-type: none"> - Steel construction. - Specified finish to choose from include white, silver, black or any other RAL colour. - Comes with high frequency gear as standard. - Screw fixed installation as standard but drop rods or BESA box piercing can be specified. - ME3 option denotes a three hour maintained emergency luminaire version. 		TBC	1 x 28w T5 Linear Fluorescent	840	High Freq	Recount and revise order
S/E	MID LIGHTING MIB/T5/128/HF	E reference complete with 3hr integral emergency battery pack	See Attachewd	TBC	1 x 28w T5 Linear Fluorescent	840	High Freq.	Recount and revise order
W	MID LIGHTING MI200 Range	Series MIS200 is a range of modular and linear luminaires for surface or suspended mounting for applications in commerce, industry and particularly favoured in schools, hospitals and offices.		Black	2 x 28w T5 Linear Fluorescent	840	High Freq.	
WE	MID LIGHTING MI200 Range	Series MIS200 is a range of modular and linear luminaires for surface or suspended mounting for applications in commerce, industry and particularly favoured in schools, hospitals and offices.	As Above	Black	2 x 28w T5 Linear Fluorescent	840	High Freq.	
U	MID LIGHTING BRUNEL	IP65 rated high quality surface mount linear luminaire with a wide choice of T5 lamp options designed specifically with installation and onsite maintenance in mind. Ideal for canopy and platform lighting.		Black		840	High Freq.	

UE	MID LIGHTING BRUNEL	As above	As Above	Black		840	High Freq.	
EX1	MID LIGHTING MID MAXI TOSCA 411500+4130	<p>GENERAL DESCRIPTION Exterior indirect column mounted light fitting, distributing light via a reflective aluminium disc providing glare free illumination. Suitable for public circulation areas such as parks, streets and squares. Lamp 1 x 150w G12 metal halide</p> <p>Overall Nominal Dimensions Ø700mm (Ø 70mm at the base) Cut-out Nominal Dimensions n/a Overall Depth 450mm Body Die cast aluminium Colour Black Reflector/Diffuser Reflective aluminium disc Control Gear Installation fixing Column mounted Emergency n/a NOTES Supplied with 3 metre steel column (Ø70mm)</p>		TBC	1 x 150w G12 metal halide			
EX2 (B)	MID LIGHTING MICASP/2D38/ HF/BK/OP	<p>GENERAL DESCRIPTION The Casper Die Cast is a vandal resistant luminaire constructed from die cast aluminium suitable for both indoor and outdoor use with an IP65 rating.</p> <p>FEATURES</p> <ul style="list-style-type: none"> - Polycarbonate opal diffuser specified with black body. - Lamps operated by high frequency control gear. 		BLACK	1 x 38w 2D Compact Fluorescent	840	high frequency control gear	Signed Off
EX2 (B) /E	MID LIGHTING MICASP/2D38/ HF/BK/OP/EM 3	E reference complete with 3hr integral emergency battery pack	See Attached	BLACK	1 x 38w 2D Compact Fluorescent	840	high frequency control gear	Signed Off
EX2 (G)	MID LIGHTING MICASP/2D38/ HF/BK/OP	<p>GENERAL DESCRIPTION The Casper Die Cast is a vandal resistant luminaire constructed from die cast aluminium suitable for both indoor and outdoor use with an IP65 rating.</p> <p>FEATURES</p> <ul style="list-style-type: none"> - Polycarbonate opal diffuser specified with black body. - Lamps operated by high frequency control gear. 		GREY	1 x 38w 2D Compact Fluorescent	840	high frequency control gear	Signed Off
EX2 (G) /E	MID LIGHTING MICASP/2D38/ HF/BK/OP/EM 3	E reference complete with 3hr integral emergency battery pack	See Attached	GREY	1 x 38w 2D Compact Fluorescent	840	high frequency control gear	Signed Off

EX3	MID LIGHTING MIBOSTON 70CDM/RT	<p>GENERAL DESCRIPTION The Boston bollard is an IP54 robust and decorative bollard with a clear lens and louvre stack to minimise light pollution. Lamp 1 x 70w CDM-T metal halide</p> <p>Overall Nominal Dimensions Ø150mm Cut-out Nominal Dimensions n/a Overall Height 1100mm Body Steel Colour Black Reflector/Diffuser Clear lens and louvre Control Gear Installation fixing Root mounted Emergency n/a</p>		TBC	1 x 70w CDM-T metal halide	N/A		
EX4	MID LIGHTING POLESTAR 250CDM	<p>GENERAL DESCRIPTION High performance IP66 floodlights available with an option of various optics and lamp packages. Light control is dark skies compliant and suitable for installation with high ambient temperatures such as swimming pools. Lamp 1 x 250w CDM-T metal halide</p> <p>Overall Nominal Dimensions 429mm x 480mm Cut-out Nominal Dimensions n/a Overall Depth 293mm Body Die cast aluminium Colour White Reflector/Diffuser Clear glass and aluminium reflector Control Gear Installation fixing Column mounted</p>		TBC	1 x 250w CDM-T metal halide	N/A		
EXT6	MID LIGHTING	<p>The Laser asymmetric floodlight emits a high quality & controlled light ensuring no light pollution and dark sky compliant. The body is sandblasted, treated then painted in aluminium grey RAL 9006 which is corrosion resistant. The cover is hinged to the rear for ease of lamp replacement & access</p> <p>Reflectors in pure polished and anodised aluminium with (W) wide medium narrow (M) beam and (INT) narrow beam. The toughened safety glass is hinged by stainless steel clips and sealed with dual foam silicone gaskets. Stirrup brackets are galvanised stainless steel c/w with a</p>		TBC				
EXT12	MID LIGHTING CHIARA	<p>GENERAL DESCRIPTION IP67 recessed in-ground or wall luminaire utilising the latest in LED technology. Lamp 3 x 1w cool white 6000k LED</p> <p>Overall Nominal Dimensions Ø90mm Cut-out Nominal Dimensions Overall Depth 70mm Body Die cast aluminium Colour Black Reflector/Diffuser Clear glass and aluminium frame Control Gear 24v D.C. LED driver Installation fixing Recessed in-ground or wall</p>		TBC	3 x 1w cool white 6000k LED	cool white	24v D.C. LED driver	Signed off

EXT13	MID LIGHTING MIANDROMED A/LED/WH/B	<p>GENERAL DESCRIPTION Recessed rectangular luminaire for outdoor installation in ground or wall. Specifically designed to suit LED lamps. Fiberglass reinforced polypropylene structure with bright stainless steel finished frame, molded silicone gasket and polycarbonate diffuser, opal or transparent.</p> <p>FEATURES</p> <ul style="list-style-type: none"> - Polycarbonate opal or transparent diffuser sealed to IP67. - Specified with white LEDs. - Requires remote transformer 		Black	36 LED WHITE	cool white	Requires remote transformer	Signed Off. Black Bezel/White LED
EXT15	MID LIGHTING BEA	<p>The Bea range is an IP67 external or internal, in ground or wall recessed luminaire housing a 35W HIT lamp to accommodate various design solutions.</p>		Stainless Steel	1 x 35w G12 metal halide	N/A		Signed Off. Silver Bezel
EXT17	MID LIGHTING MID/LED STREET LIGHT/60w + 6m COLUMN	<p>GENERAL DESCRIPTION LED street light sealed to IP66.</p> <p>FEATURES</p> <ul style="list-style-type: none"> - Body constructed from die cast aluminium with a glass diffuser. - Lumen output of 7800lm with a colour rendering of Ra80+. - Weighs approximately 10.6kg. - Mounted on a six metre column. 		Aluminium	120W LED	Ra80	LED Driver	
EXIT SIGN	MID LIGHTING MIEX M3	<p>GENERAL DESCRIPTION The standard in emergency exit signs providing high illumination at floor level. Available single sided for wall mounting or double sided for ceiling surface mounted.</p> <p>Lamp 1 x 8w T5 Linear Fluorescent</p> <p>Overall Nominal Dimensions 400mm x 200mm</p> <p>Cut-out Nominal Dimensions n/a</p> <p>Overall Depth 70mm</p> <p>Body Zintec steel</p> <p>Colour White</p> <p>Reflector/Diffuser Opal</p> <p>Control Gear High frequency</p> <p>Installation fixing Surface mounted</p> <p>Emergency Three hour maintained emergency</p>		TBC	1 x 8w T5 Linear Fluorescent	840	High frequency	Signed Off

EXT19	MID LIGHTING	<p>The Ada range of circular wall mounted luminaires is available in four diameter bodies. Available with unidirectional or bidirectional lighting combined with various lamp packages ranging from low voltage, compact fluorescent to high intensity discharge lamps, the Ada range is a capable product for most applications.</p>		Dark Grey	tbc	N/A	tbc	Awaiting Photometrics
--------------	--------------	---	---	-----------	-----	-----	-----	-----------------------