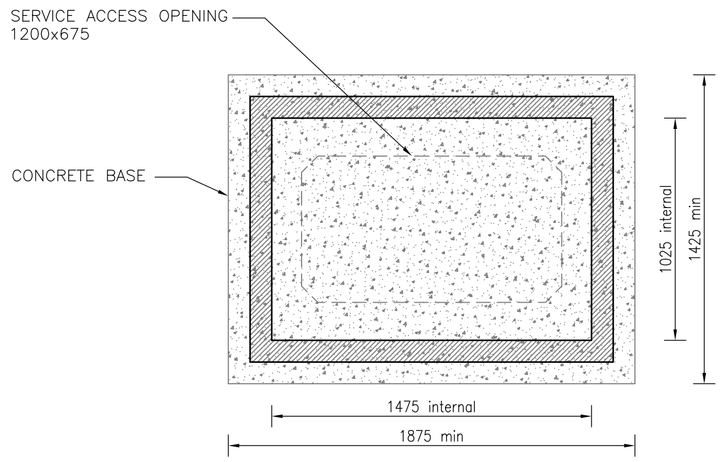

RECTANGULAR VALVE
CHAMBER PLAN VIEW

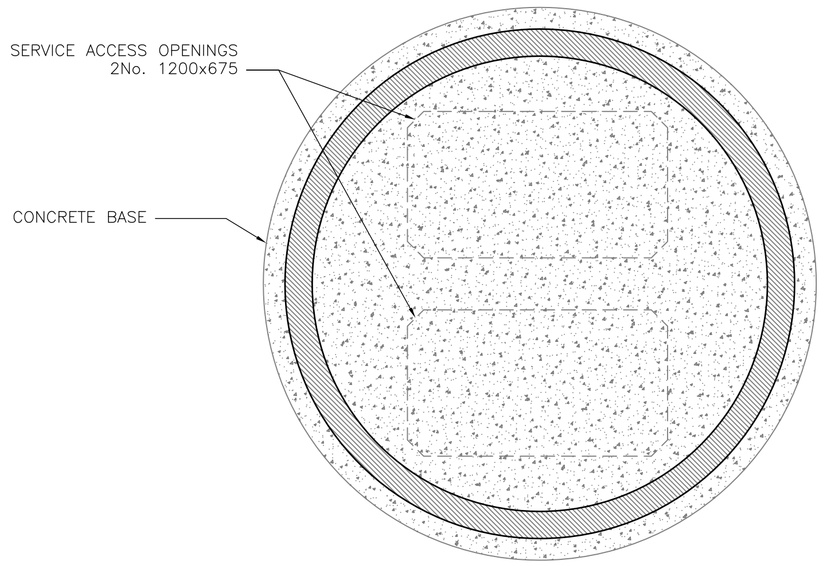

CIRCULAR VALVE
CHAMBER PLAN VIEW

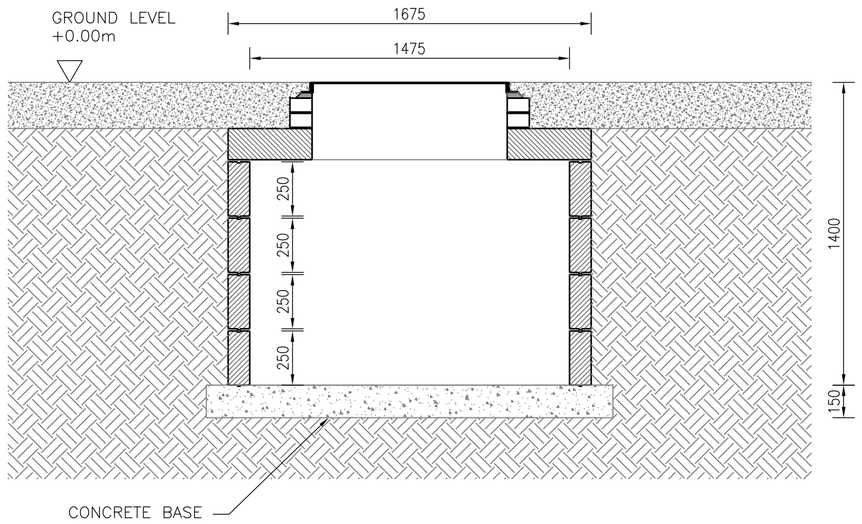

RECTANGULAR VALVE
CHAMBER SECTION

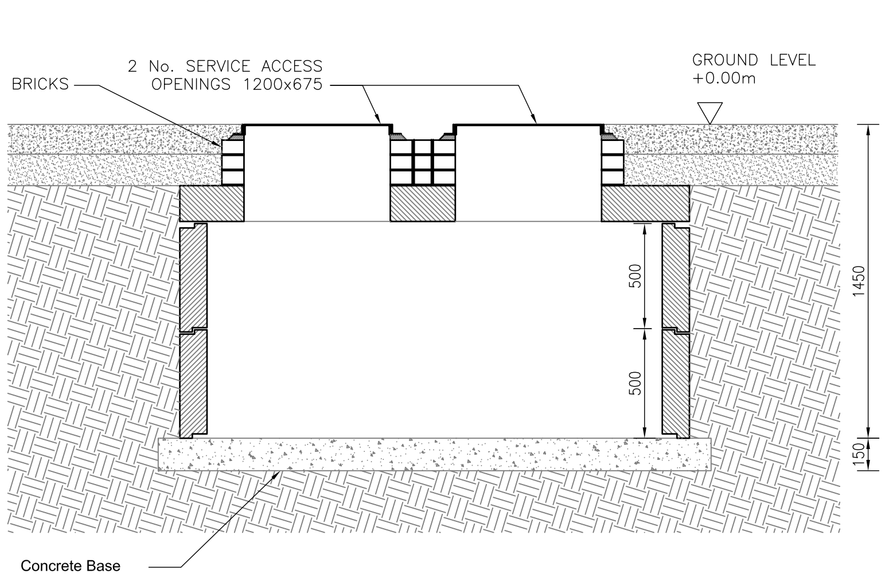

CIRCULAR VALVE
CHAMBER SECTION

2600

2400

geothermal international

Notes:

1. To be read with all other project drawings and specifications.
2. Dimensions in millimeters unless otherwise stated.
3. Report any errors, omissions or changes in or to this drawing to Geothermal International.
4. Do not scale from this drawing.
5. All builders work in connection with the Geothermal installation **by others**

FOR APPROVAL

Rev	By	Chkd	Apprvd	Date	Description
A	MP	RM	RM	10-May-11	Issued For Approval

The copyright in this document (including in electronic form) shall remain vested in Geothermal International Ltd ("GIL"). The client shall have a license to copy and use the document for the purposes for which it was provided. GIL shall not be liable for the use by any person of this document for any purpose other than which the same was provided by GIL. This document shall not be reproduced in whole or in part or relied upon by third parties for any use whatsoever without the express written authority of GIL.

Client

BAM Construction Ltd.

ground source heating, cooling + hot water
WaterFurnace
geothermal international ltd
Spencer Court
143 Albany Road
Coventry
CV5 6ND
United Kingdom
T +44 (0) 24 76667 3131
F +44 (0) 24 76667 9999
E enquiries@geoheat.co.uk
www.geoheat.co.uk
Registered in England
Company No. 5397984
Clear Skies Registration
No. 2120822
VAT No. 864 4419 86
Sole distributors of
WaterFurnace products

Project

South Camden
Community School

Drawing

Geothermal
Typical Valve Chamber
Arrangement

Drawn by:	MP	Date:	10-May-11
Checked by:	RM	Date:	10-May-11
Approved by:	RM	Date:	10-May-11

Drawing No. SCCS-GIL-0007

Revision A

Drawing Scale: 1:20 @ A1