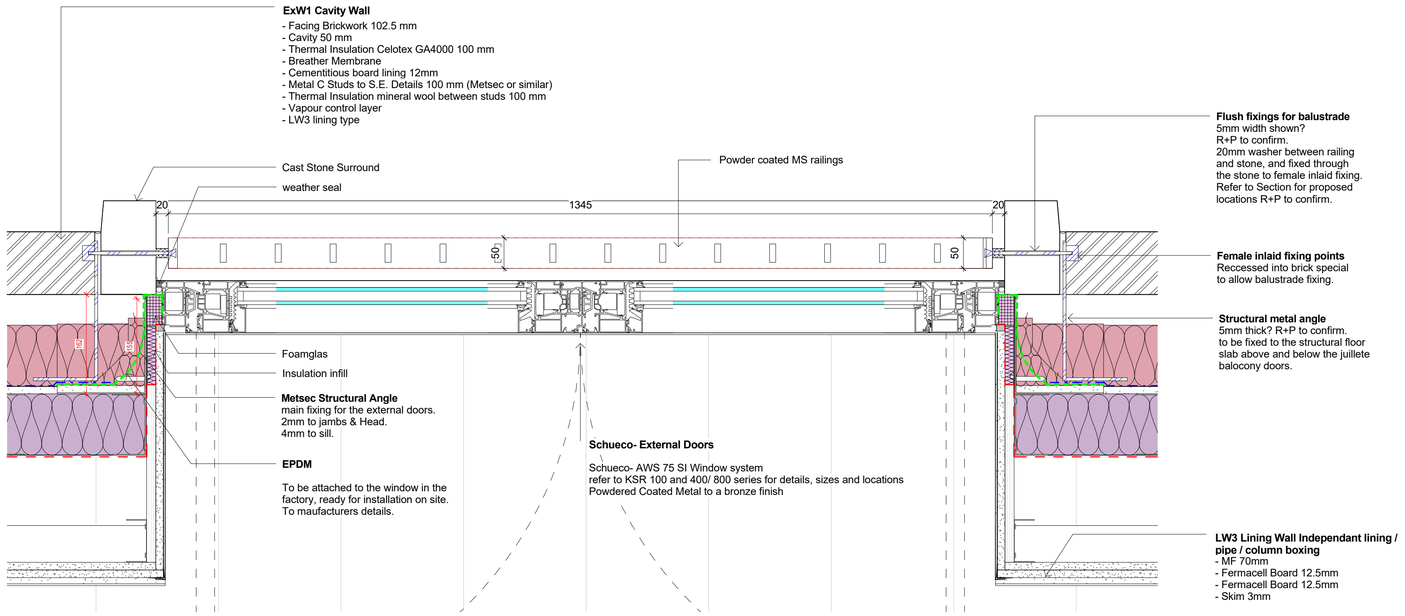

1 Level 3 - Juliette balcony detail plan
1 : 5

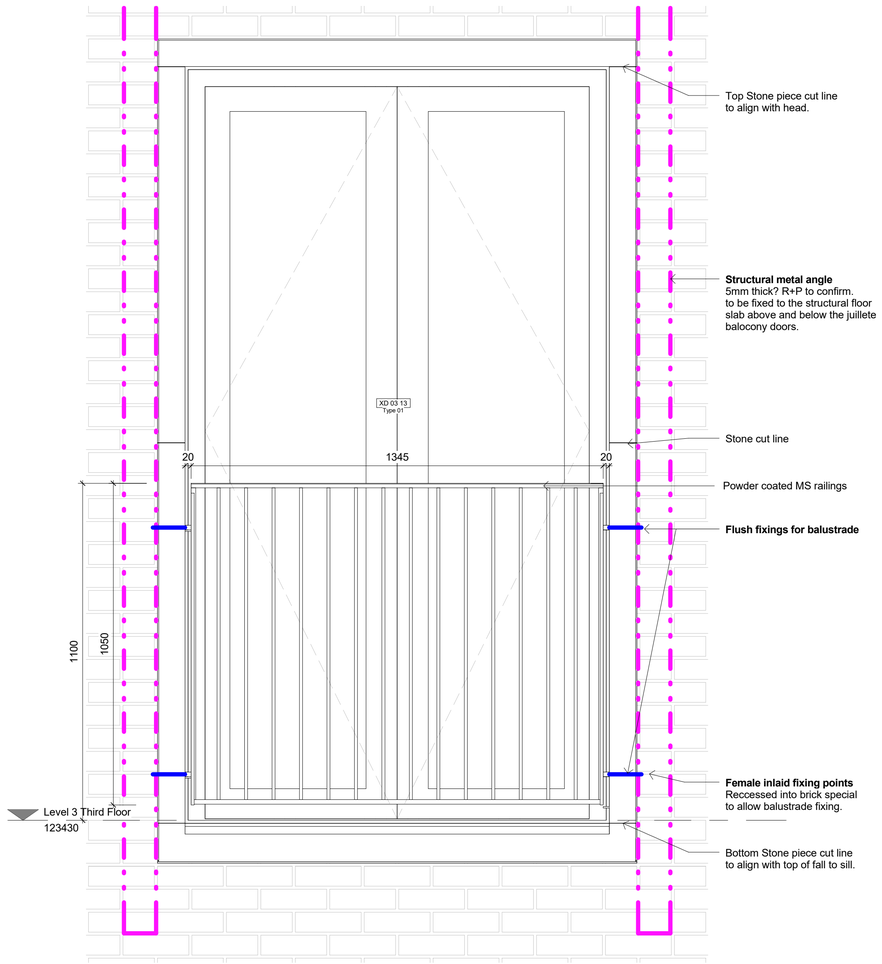

2 Railing- Juliette Balcony Elevation
1 : 10

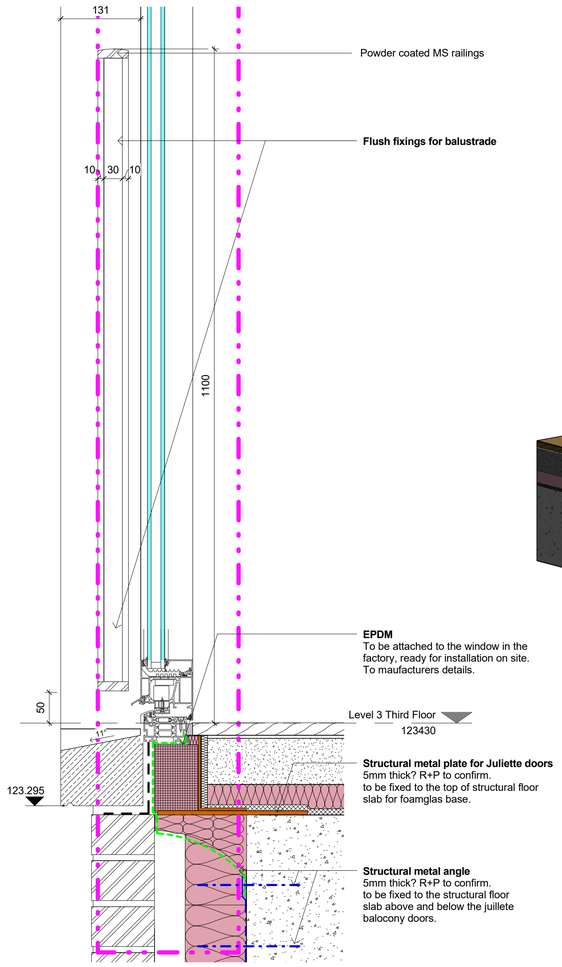

3 Railing- Juliette Balcony Detail Section
1 : 5

4 Juliette Balcony

General notes:

This drawing is copyright of KSR architects. This drawing must be read in conjunction with the Designer's Risk Assessment, specification and all other relevant documentation and drawings. KSR architects accept no liability for any expense, loss or damage of whatsoever nature and however arising from any variation made to this drawing or in the execution of the work to which it relates which has not been referred to them and their approval obtained.
Do not scale from this drawing or the digital data, only figured dimensions are to be used. For Planning refer to linear scale. Check all dimensions on site prior to carrying out any works – advise of any discrepancy

Notes/Legends

Rev	Description	Date	Chkd
B	Planning conditions	28 Feb 19	SAS
A	Draft Planning Details Sign-off	09 Jan 19	JR

© KSR architects

Stamp

Planning

Key Plan

KSRARCHITECTS
KSR Architects LLP
14 Greenland Street
London NW1 0ND
mail@ksrarchitects.com
t: +44 (0)20 7692 5000
www.ksrarchitects.com

Project:
29 NEW END

Title:
Juliette Balcony Railing

Date: 12/21/18	Drawn By: Author	Checked: Checker
Scale: 1:5 @ A1 1:10@A3	Status: Planning	

Project Ref:	Drawing No:	Revision:
NEN	NEN - PL-4-703	B