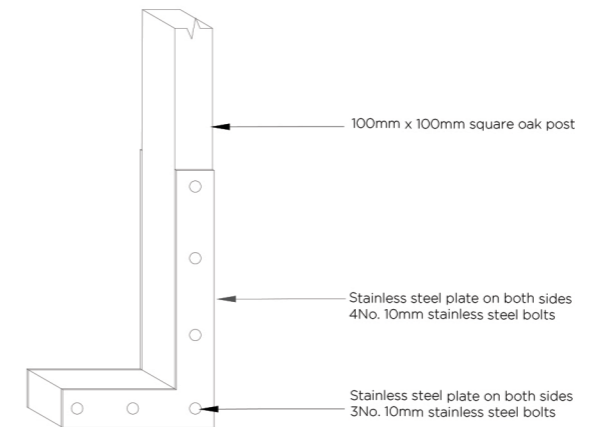
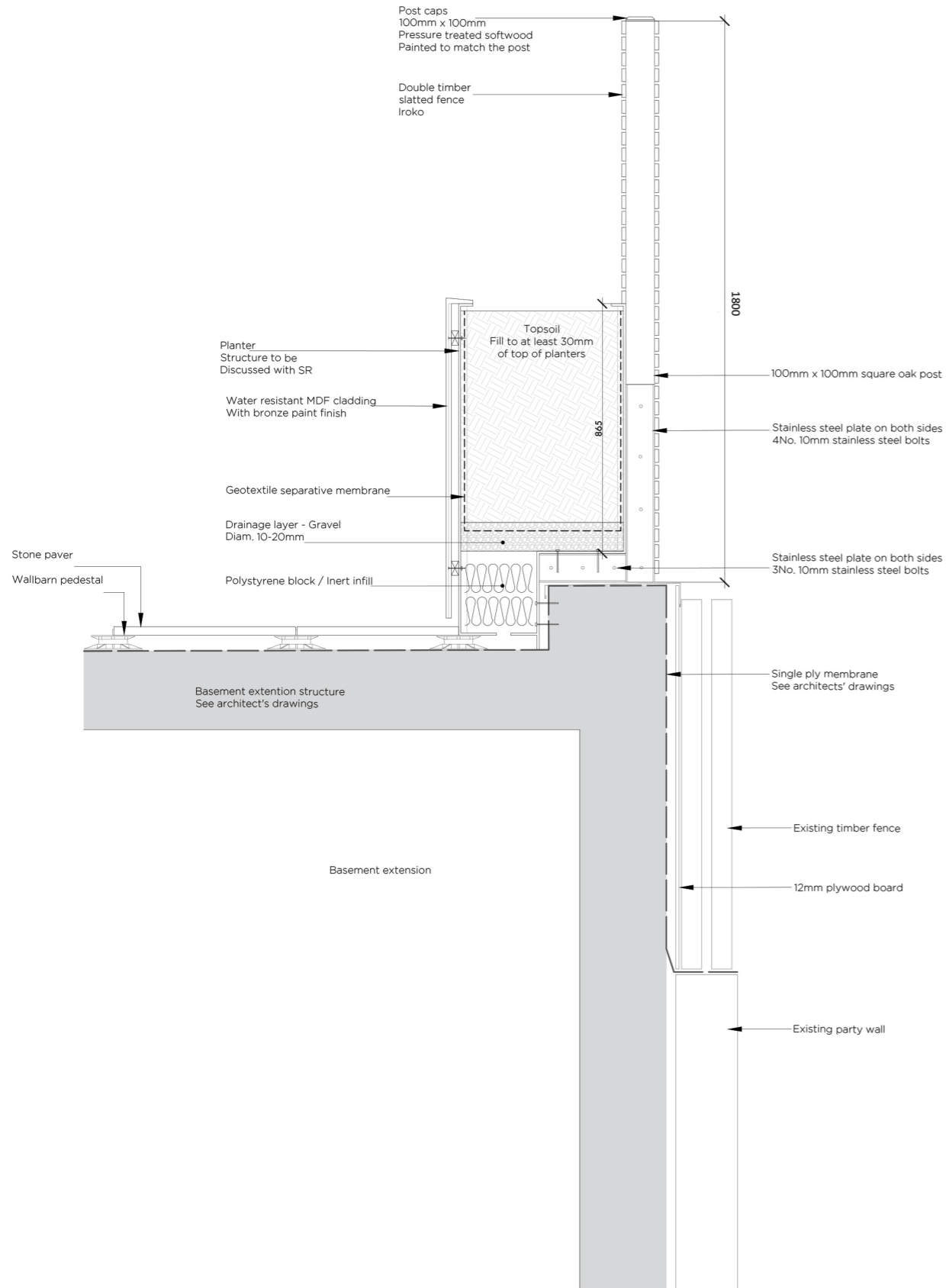


GENERAL NOTES

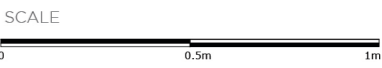
- 1 - These drawings are not for setting out. These drawings form part of a cross-disciplinary package and should be read in conjunction with architects drawings for full co-ordination.
- 2 - Do not scale from these drawings.
- 3 - All dimensions are in millimeters unless otherwise stated.
- 4 - Drawings to be read in conjunction with
- 5 - All levels and dimensions are nominal. Final setting out subject to on-site survey and co-ordination with other disciplines. Any setting out discrepancies greater than 100mm should be reported to the CA and Landscape architect.
- 6 - All workmanship should be carried out with regards to Best Practice and relevant British Standards.



01 Terrace Planter A and Fence Section
1103 1:20

02 Terrace Fence Post for All Planters
1103 1:20

DRAWING TITLE
Terrace Planter A and fence
East Boundary



	PROJECT CODE 2 Penelope Place London SE1 8GF 020 7633 0247 studio@uncommonland.co.uk	PROJECT No STMC	STAGE For Construction
	DRAWING TITLE Garden Details - Terrace's Planter and Fence - East Boundary	DATE 15.02.2019	REVISION V02
SCALE 1:20 @ A3		DRAWING No. STMC-UC-Garden -1103-HL-Details_TerracePlanterFence	