



Bauder 100mm intensive green roof System with British native seed mix

- 1 Vegetation: individually selected British native plants to meet desired finish British Native seed mixes Plug plants Wildflower blanket
- 2 Biodiverse substrate usually 100mm deep to support the selected plants
- 3 Filter fleece
- 4 DSE 40 water retention and drainage layer
- 5 FSM 600 protection layer
- 6 PE foil separation layer

Key features

- Fully FLL and GRO compliant systems
- Buglife approved
- Low system weight
- Typically circa 150kg/m²
- Height of system typically 150-200mm
- 13.5 Ltr of water retention within drainage board
- Plant selection is bespoke to the project and can incorporate native species vegetation to gain BREEAM credits

Benefits

- Assists in maximising the building's potential to meet a BAP
- Vegetation can be chosen to fulfill BREEAM requirements
- System helps mitigate flooding
- Substrate meets FLL European Standards
- Low weight system allows for design flexibility

Approvals, certification and guarantee

- Comprehensive range of guarantees for this system
- Substrate, filtration layers and drainage boards comply with FLL guidelines

Environmental credentials


- Substrates include a high proportion of recycled crushed brick and aggregate
- Protection, filtration and isolation layers manufactured from recycled materials
- DSE40 is manufactured from recycled polyethylene

PLANNING

Notes

Dimensions are to be verified on site prior to construction.


Ordnance Survey Data reproduced by permission of Ordnance Survey on behalf of Her Majesty's Stationery Office. Crown Copyright. All rights reserved.




External walls covered with Virginia creeper



Tecu Classic Copper Cladding with patina after a number of years. A robust, low-maintenance backing to the green wall



Tecu Classic Copper Cladding




Window frames
RAL 7043
Traffic Grey



Existing walls
London Stock Brick



Terrace decking, internal cladding and terrace built-in furniture
Plain cut Scotlarch 100mm wide planks with copper screw fixings



First Floor internal linings
Wisla Birch Premium veneered sheets

Revisions

YY.MM.DD - Description

Craig More | Architect

MORE design Ltd 020 7281 7985
522 Hornsey Road mail@moredesign.co
London N19 3QN www.moredesign.co

2 Hargrave Place N7 0BP
Specifications External
Green Roof and Walls

Scale not to scale
Date 17.06
Drawing Number 059.200