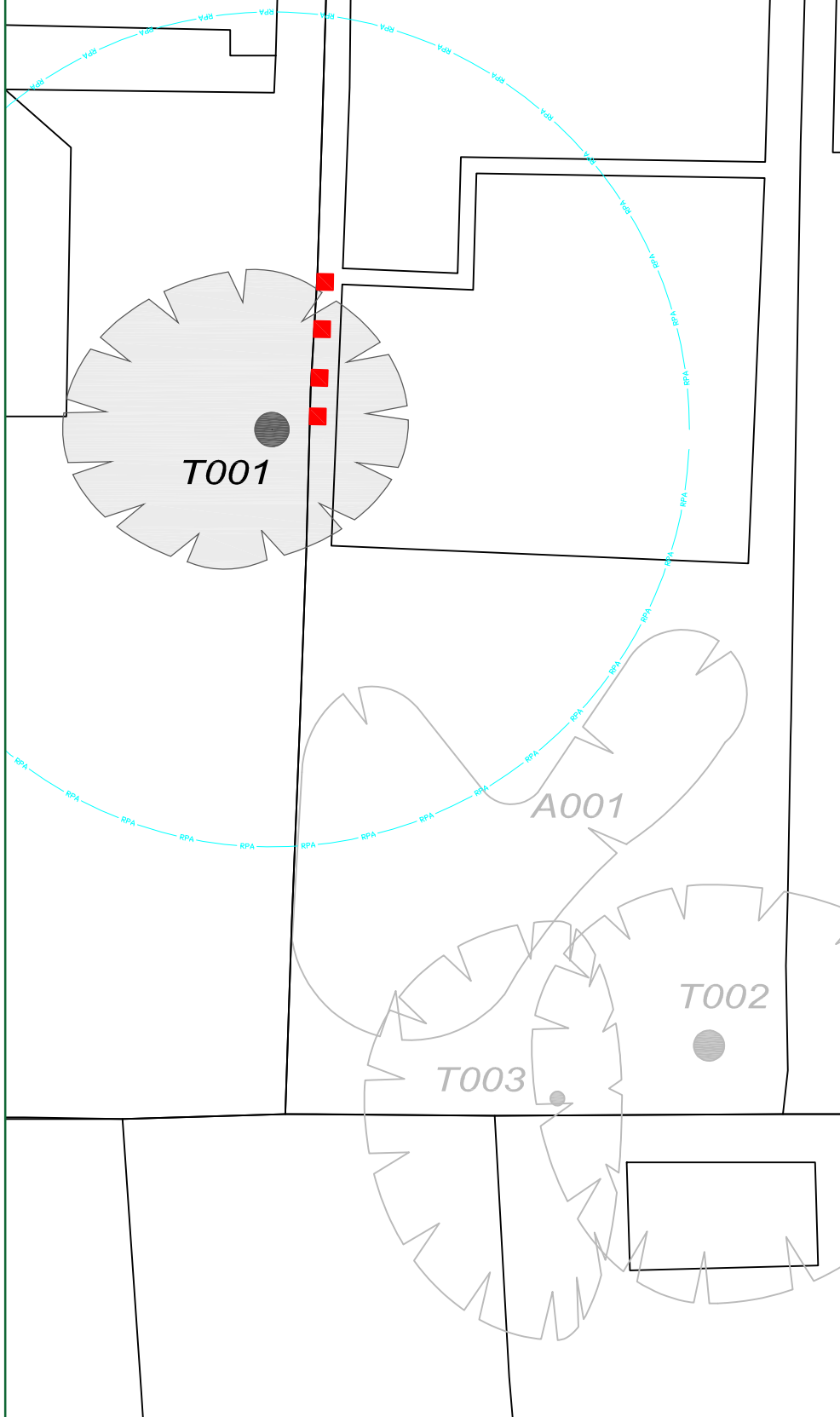


Existing Site Plan

5



CATEGORY AND DEFINITION

Trees unsuitable for retention

Category U Those in such condition that they cannot realistically be retained as living trees in the current land use for longer than 10 years

Trees to be considered for retention

Category A Trees of high quality with an estimated remaining life expectancy of at least 40 years

Category B Trees of moderate quality with an estimated remaining life expectancy of at least 20 years





Category C Trees of low quality with an estimated remaining life expectancy of at least 10 years, or young trees with a stem diameter below 150mm

NOTE:

Hayden's Arboricultural Consultants were not provided with a Topographical Survey or Base Plan showing the positions of the trees/landscape features on this site, so their locations have been fixed using GPS. As such the position of the trees/landscape features should not be taken as exact but gives a fair distribution of their locations on site.



LEGEND

-  Existing Tree/Hedge BS 5837:2012 Category C
-  Line of Root Protection Area (RPA) - calculated following guidelines set in BS 5837:2012
-  Line of previous exploration excavation as per Hayden's report Ref. 2992 & 5262
-  Tree included for reference

26/01/18 CM Based on an OS Map and Nicholas lee architects drawing no. 1238/ASP-001

Rev: Date: By: Revision:

The position, condition, and dimensions of the trees are based on a site survey undertaken on 11/03/16

"The original of this drawing was produced in colour - a monochrome copy should not be relied upon"

Scale 1:500

0m 5m 10m 15m 20m 25m

0m 2m 4m 6m 8m 10m

Scale 1:200



© HAYDEN'S 2018

5 Moseleys Farm Business Centre
Fornham All Saints,
Bury St Edmunds
Suffolk IP28 6JY

Tel: 01284 765391

Web Page: www.treesurveys.co.uk

Email: info@treesurveys.co.uk

Client: Blackcap Ltd Drawing Title: Trench Location Plan

Site: 5 Cleve Road, West Hampstead, London, NW6 3RH

Date: 27/02/19 Drawn By: JF Job File Ref: CllPro\6566-D-Exc-West Hampstead, 5 Cleve Road.dwg

Scale: 1:200 (A4) Checked By: AT Drawing No: 6566-D-Exc Rev: -