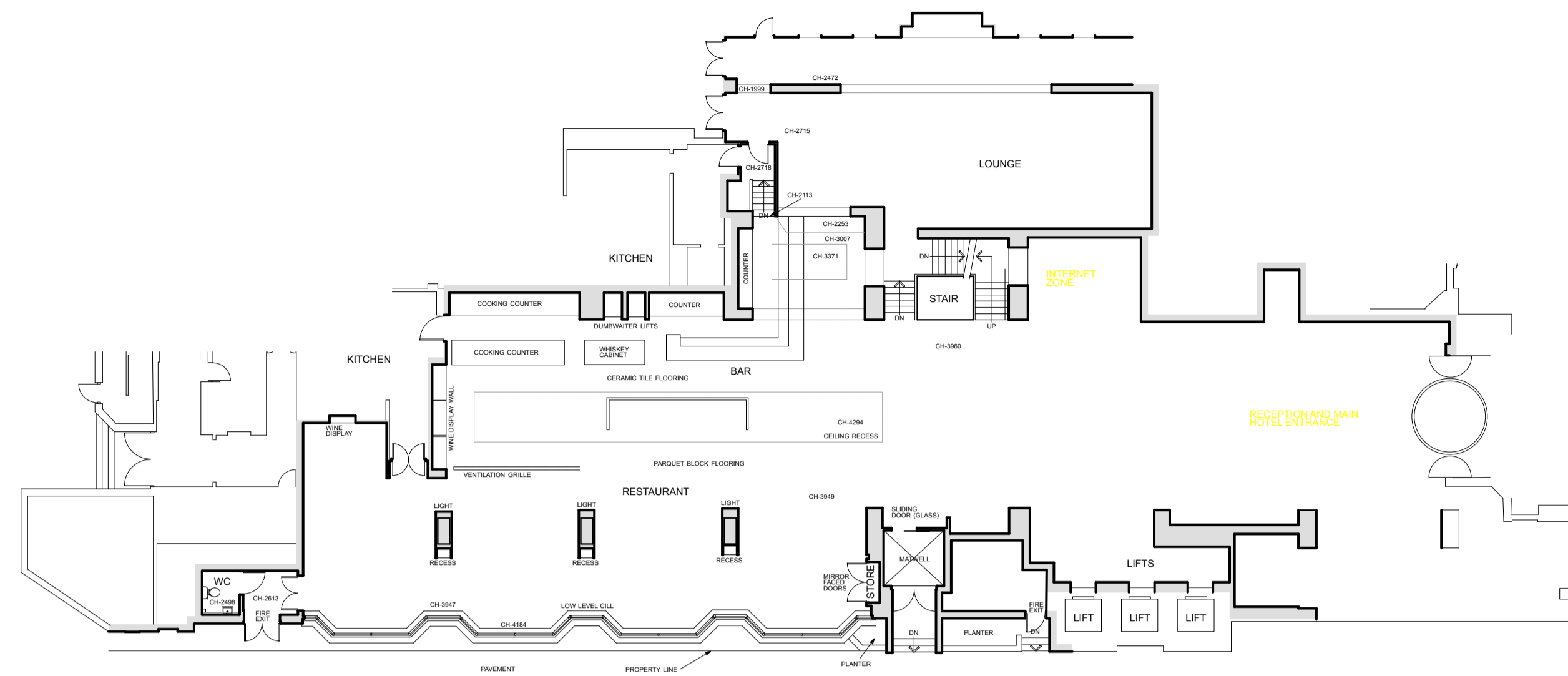
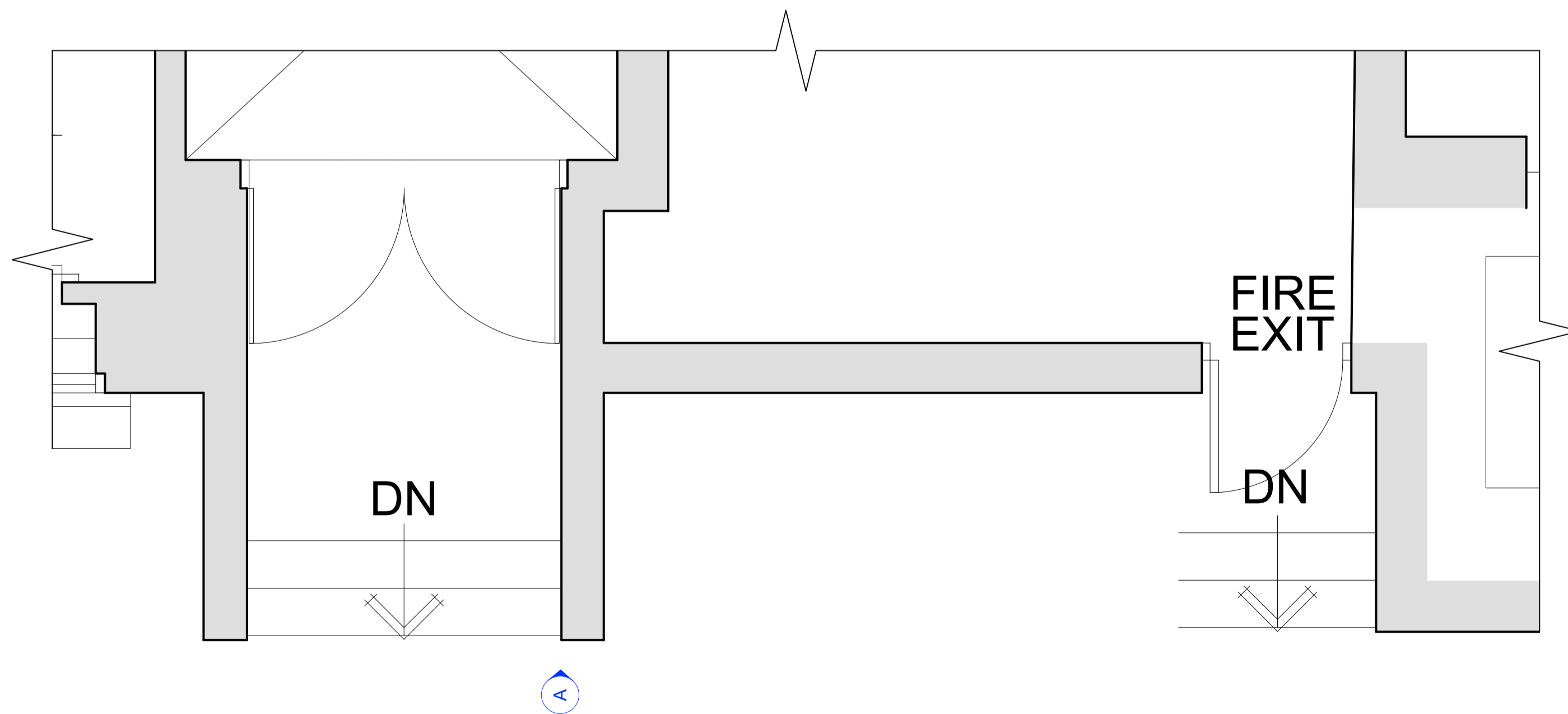


1 EXISTING ELEVATION A  
Scale: 1:25



3 FULL EXISTING PLAN  
Scale: 1:200



2 PARTIAL EXISTING PLAN  
Scale: 1:25

Notes

- 1: ALL ASPECTS OF THIS DRAWING ARE SUBJECT TO SITE SURVEY AND PREPARATION OF FULL SETTING OUT DRAWINGS BY MAIN CONTRACTOR. ANY MAJOR DISCREPANCIES TO BE DISCUSSED WITH MYSTERY LTD PRIOR TO MANUFACTURE OF COMPONENTS.  
ALL AREAS WHERE HEIGHTS ARE CRITICAL, ARE TO BE SURVEYED AND SETTING OUT DRAWINGS PREPARED AT THE EARLIEST OPPORTUNITY.
- 2: ALL DIMENSIONS RELATING TO SUPPLIERS OR SUB-CONTRACTORS MUST BE CHECKED AND AGREED BETWEEN THE MAIN CONTRACTORS AND SUPPLIERS OR SUB-CONTRACTORS.
- 3: ALL DRAWINGS ARE DESIGN INTENT ONLY. CONTRACTOR TO DEVELOP THESE DRAWINGS TO ACHIEVE A SCHEME THAT CAN BE CONSTRUCTED SAFELY & ACHIEVE REQUIREMENTS OF THE CLIENT  
SPECIALIST SUB-CONTRACTORS ARE RESPONSIBLE FOR THE ACCURATE, SAFE AND "FIT FOR PURPOSE" EXECUTION OF ALL ISSUES UNDER THEIR DOMAIN. OVERALL RESPONSIBILITY FOR IMPLEMENTATION LIES WITH THE MAIN CONTRACTOR. ALL VARIATIONS WHICH MAY BE THE RESULT OF TECHNICAL SAFETY REQUIREMENTS MUST BE DISCUSSED WITH MYSTERY LTD PRIOR TO IMPLEMENTATION. WHERE VARIATIONS ARE NECESSARY, PROFILE OF ORIGINAL DESIGN INTENT MUST BE MAINTAINED OR ALTERNATIVE PROPOSALS SUBMITTED TO MYSTERY LTD FOR CONSIDERATION.
- 4: CONTRACTOR TO ENSURE ALL DETAILS ARE COMMENSURATE WITH STRUCTURAL STABILITY.
- 5: ALL DETAILS ARE TO CONFORM WITH RELEVANT STATUTORY REQUIREMENTS.
- 6: ALL ELECTRICAL INSTALLATION TO COMPLY WITH CURRENT INDUSTRY REGULATIONS AND GOOD PRACTICES.
- 7: ALL DESIGN PROFILES TO BE MAINTAINED IN DETAILING AND MANUFACTURING.
- 8: FOR INFORMATION ON GRAPHICS/SIGNAGE REFER TO SEPARATE GRAPHICS PACKAGE.
- 9: DRAWINGS TO BE READ IN CONJUNCTION WITH STANDARD SITE DRAWING PACKAGE.
- 10: CONTRACTOR TO PRODUCE FINAL RISK ASSESSMENT IN CONJUNCTION WITH ANY DRAWINGS PRODUCED FOR CONSTRUCTION AS NECESSARY

Conditions  
This drawing is the property of Mystery Ltd copyright is reserved by them and this drawing is issued on the condition that it is not copied, reproduced, retained or disclosed to any unauthorized person, either wholly or part without consent in writing of Mystery Ltd.  
DO NOT SCALE FROM THIS DRAWING. ALL DIMENSIONS TO BE VERIFIED ON SITE.

Revision	Date	Initials	Details
-	24/10/18	LAS	FIRST ISSUE
A	19/02/19	LAS	FULL PLAN ADDED



**MYSTERY**  
Telephone : +44 (0)20 7046 6111  
www.mystery.co.uk

Project **THE PULLMAN HOTEL**  
**BELLEPRESS RESTAURANT**

Site Address 100-105 EUSTON ROAD  
NOVOTEL LONDON ST PANCRAS  
EUSTON ROAD  
LONDON NW1 2AJ

Drawing **RESTAURANT ENTRANCE**  
**EXISTING**  
Drawn by **LAS**

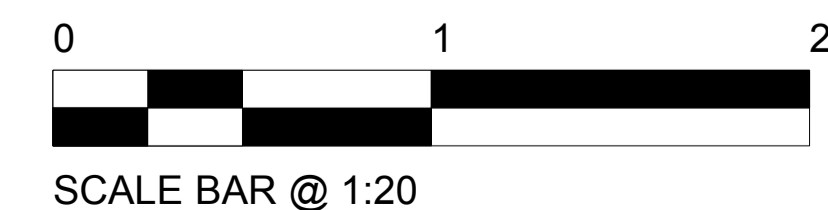
Approved by **LAS**

Scale 1:20 @ A1

Date 24/10/2018

Drawing No 8254\_SF\_01.0

A1  
original sheet size



SHEET NO. 201.0