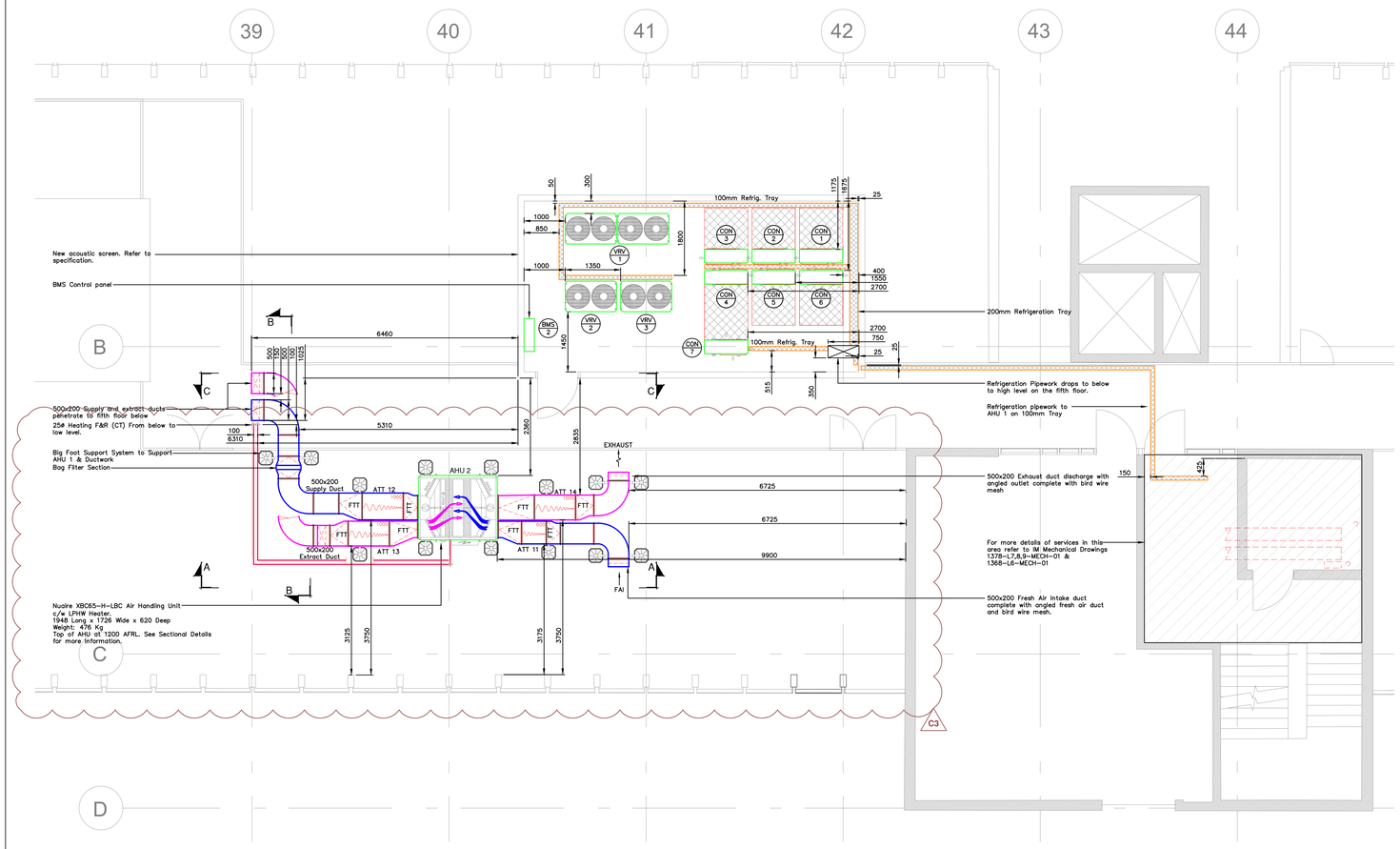

SCHEDULE OF VRV AND CONDENSER UNITS				
REF.	AREAS SERVED	TYPE	DIMS (LxWxH) (mm)	WEIGHT
VRV 1	SECOND FLOOR	PURY-EP 750 YSNW-A	2970x740x1710	306kg
VRV 2	FIFTH FLOOR	PURY-EP 350 YNW-A	1240x740x1858	234kg
VRV 3	FIFTH FLOOR	PURY-EP 350 YNW-A	1240x740x1858	234kg
COND 1	AHU 1	PUHZ-ZRP250 YKA3	1050x370x1338	135kg
COND 2	AHU 1	PUHZ-ZRP250 YKA3	1050x370x1338	135kg
COND 3	AHU 1	PUHZ-ZRP250 YKA3	1050x370x1338	135kg
COND 4	AHU 1	PUHZ-ZRP250 YKA3	1050x370x1338	135kg
COND 5	AHU 1	PUHZ-ZRP250 YKA3	1050x370x1338	135kg
COND 6	AHU 1	PUHZ-ZRP250 YKA3	1050x370x1338	135kg
COND 7	COMMS ROOMS	PUMY-SP112 VKM	1050x370x981	93kg

ALL UNITS TO BE MANUFACTURED BY MITSUBISHI

ATTENUATOR SCHEDULE				
REF.	LOCATION	MODEL	SIZE (mm) LxWxH	CONNS
ATT 11	AHU 2 FAI	AS 40/06	550x250x600	MEZ20
ATT 12	AHU 2 SUPPLY	AS 25/10	650x350x1000	MEZ20
ATT 13	AHU 2 EXTRACT	AS 33/10	600x300x1000	MEZ20
ATT 14	AHU 2 EXHAUST	AS 33/10	600x300x1000	MEZ20

ALL ATTENUATORS TO BE MANUFACTURED BY EEC LTD.

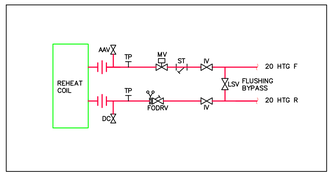

DETAIL A
VALVE ARRANGEMENT TO REHEAT COIL
(SCALE: NTS)

NOTES:

1. This drawing indicates engineering services installation work only and must not be taken as accurately representing any other detail.
2. This drawing shows the design intent and must not be used for installation purposes.

LEGEND:

FD	Fire Damper
AD	Access Door
ATT	Attenuator
HTG	Heating
CT	Constant temperature
VT	Variable temperature
F	Flow
R	Return
AAV	Air Admittance Valve
DC	Drain Cock
IV	Isolating Valve
ST	Strainer
MV	Motorised Valve
FODRV	Fixed Orifice Double Regulating Valve
LSV	Lockshield Valve
FAI	Fresh Air Intake
AFRL	Above Finished Roof Level

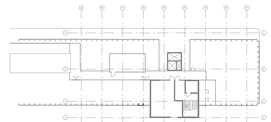

SITE PLAN
(SCALE: 1:500)

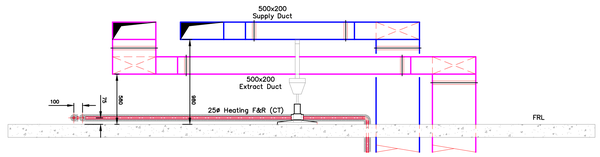

SECTION B-B
(Scale 1:25)

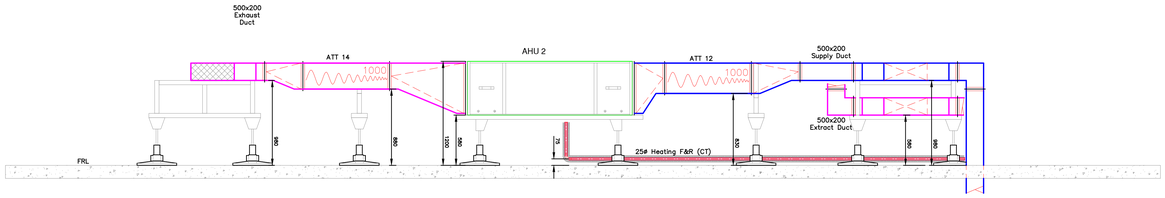

SECTION C-C
(Scale 1:25)

SECTION A-A
(Scale 1:25)

This Drawing was based upon the following drawings.	
	Revision
Architect:	
739-G-039	C1
Fowler Martin:	
1562-MS-401	T1

FOR CONSTRUCTION

REV	DATE	BY	DESCRIPTION	CHK	APD
C3	12.02.19	dds	AHU 2 Lowered as per comments Received, Sections Updated to Suit Re-Issued For Construction		
C2	08.10.18	dds	Dimensions & Sectional Details added. Re-Issued For Construction		
C1	26.09.18	dds	Issued For Construction		
P1	07.09.18	dds	Preliminary Issue		

IM Mechanical and Electrical Services
Suite 5, Barkat House
116-118 Finchley Road
London NW3 5HT

overbury
a passion for perfection

CLIENT

ARCHITECT
BURWELL DEAKIN ARCHITECTS

PROJECT
INSTITUTE OF ADVANCED LEGAL STUDIES, UNIVERSITY OF LONDON

TITLE
6TH FLOOR – ROOF MECHANICAL SERVICES LAYOUT

SCALE	DATE	DESIGN/DRAWN	CHECKED	APPROVED	SHT
1:50	Sept'18	dds7049			A0

DRAWING No.
1378-L6R-MECH-01

REV P1 P2 C3