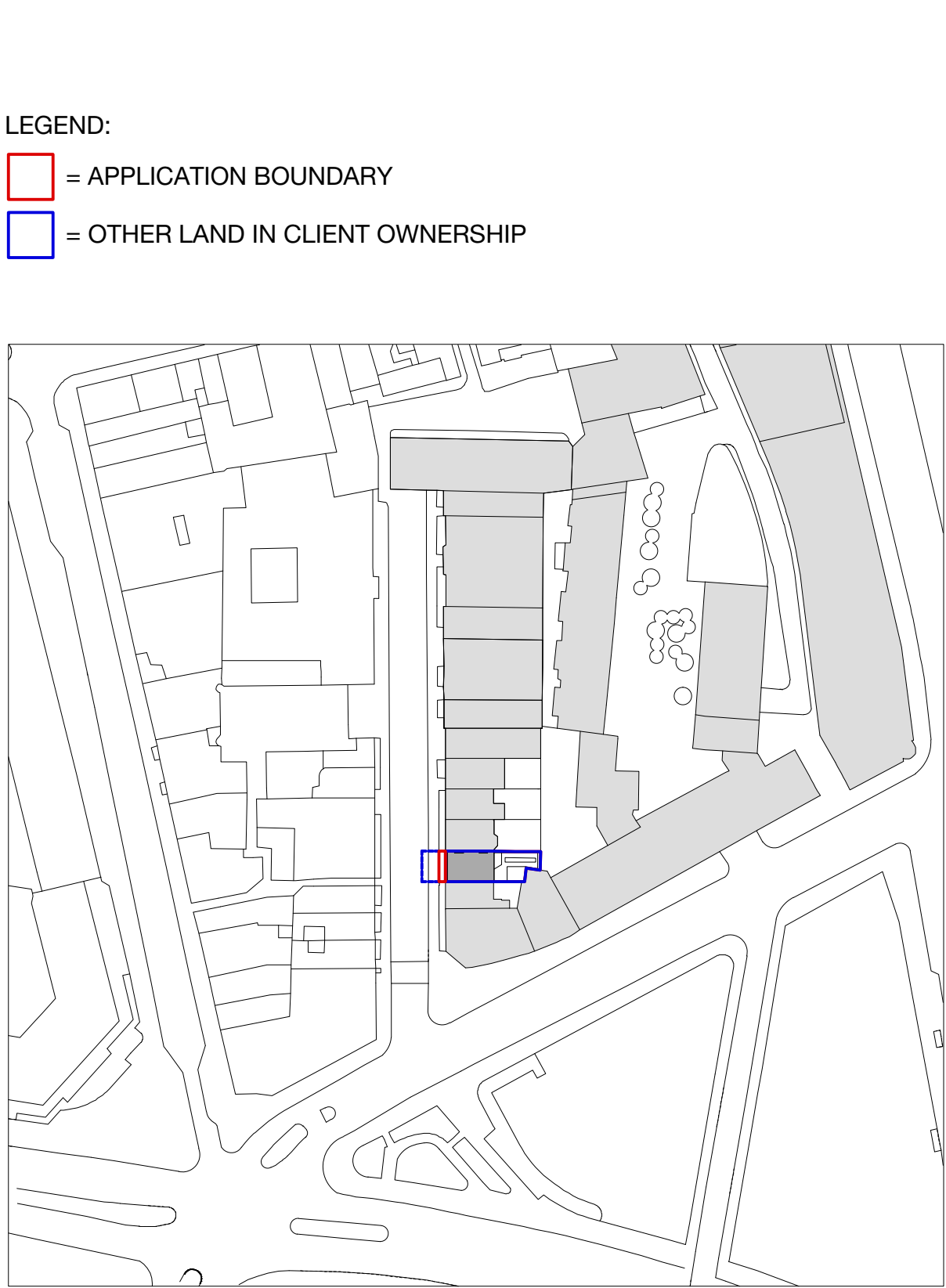
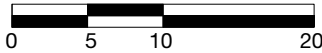
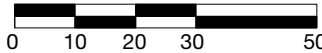


1:500 @ A3



1:1250 @ A3



LEGEND:

 = APPLICATION BOUNDARY


 = OTHER LAND IN CLIENT OWNERSHIP

Hybrid Planning

Revisions:

33 Ely Place, London

Site Location Plan



[www.forge-ds.co.uk](http://www.forge-ds.co.uk)

Forge Design Studio  
Cowesfield  
Whiteparish  
Salisbury  
SP5 2RB

[info@forge-ds.co.uk](mailto:info@forge-ds.co.uk)  
studio 01794 885872

Forge  
Design Studio

Figured dimensions only are to be taken from this drawing. Do not scale from this drawing. All dimensions are in millimetres unless otherwise stated. All dimensions and setting out co-ordinates shall be checked on site prior to work commencing. Any discrepancies shall be reported to Forge Design Studio.  
Forge Design Studio asserts its rights under the Copyright, Designs and Patents Act 1988, unless otherwise agreed in writing. All rights reserved.

Status: Listed Building Consent	
Drawn by: LM	Date: December 2018
Checked by: MH	Date: December 2018
Scale: 1:1250 & 1:500 @ A3	
Project no: 201829	
Drawing no: LBC001	Rev: