




TYPICAL INSTALLATION SHOWING INSERTION OF SUPPORTING NOGGING, FIXING OF LEAD FLASHING AND REINSTATEMENT OF ADJACENT SLATES.
WHEN THE BRACKET IS REMOVED THE LEAD FLASHING WILL BE REMOVED AND A STANDARD SLATE INSTALLED.



1
DETAIL
SCALE: NTS




2
DETAIL
SCALE: NTS




3
DETAIL
SCALE: NTS



4
DETAIL
SCALE: NTS




5
DETAIL
SCALE: NTS




6
DETAIL
SCALE: NTS




7
DETAIL
SCALE: NTS



8
DETAIL
SCALE: NTS



9
DETAIL
SCALE: NTS



10
DETAIL
SCALE: NTS

GENERAL NOTES:
THIS DRAWING IS COPYRIGHT OF LOVE ARCHITECTURE LTD. THIS DRAWING MUST BE READ IN CONJUNCTION WITH THE SPECIFICATION AND ALL OTHER RELEVANT DOCUMENTATION AND DRAWINGS. LOVE ARCHITECTURE ACCEPTS NO LIABILITY FOR ANY EXPENSE, LOSS OR DAMAGE CAUSED BY ANY VARIATION MADE TO THIS DRAWING OR IN THE EXECUTION OF THE WORK TO WHICH IT RELATES WHICH HAS NOT BEEN REFERRED TO THEM AND THEIR APPROVAL OR DEDUCTED FROM THIS DRAWING OR THE COMPUTER GENERATED DATA. ONLY FIGURED DIMENSIONS ARE TO BE USED. IF IN DOUBT ASK.

To be read in
conjunction with
drawing E200

Rev	Name	dd/mm/yy	By	Checked
Do not scale from this drawing. Check all dimensions on site.				

PLANNING
APPLICATION

LOVE ARCHITECTURE
59 Lambeth Walk, Waterloo, SE11 6DQ
Tel: 020 7593 4890
Email: admin@lovearchitecture.com
Web: www.lovearchitecture.com



Client: HAMPTSTEAD PARISH CURCH
Project: PV PANEL ARRAY

Title: AS PROPOSED
PANEL SUPPORT BRACKET FIXING
IMAGES

Date: 01/2019	Drawn By: ST	Checked: BL
Scale: NTS		
Project Ref: 761	Drawing Type & No: E705	Status & Revision: P00