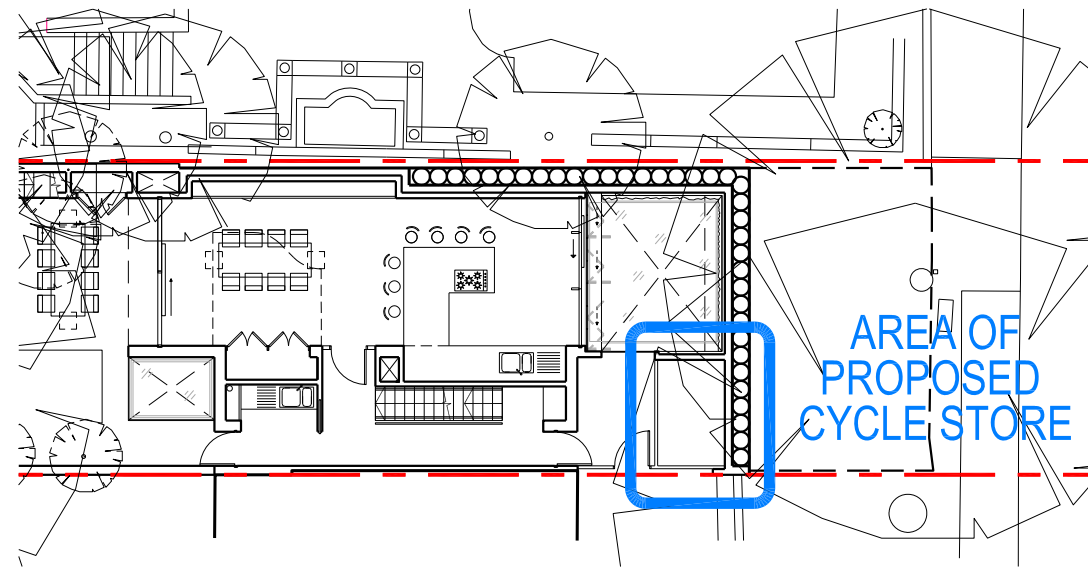
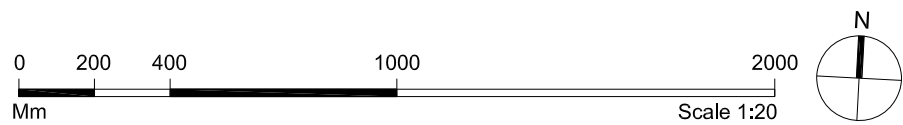
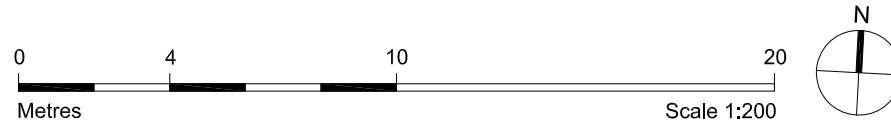


SCALE 1:20
DETAIL PLAN: CYCLE STORE



SCALE 1:200
LOCATION PLAN: CYCLE STORE




USE OF DRAWINGS

DO NOT SCALE FROM THIS DRAWING. USE WRITTEN DIMENSIONS AND CHECK ON SITE. THIS DRAWING IS BASED ON SITE INFORMATION SUPPLIED BY THIRD PARTIES AND ACCURACY OF EXISTING FEATURES IS NOT GUARANTEED. ANY ERROR, OMISSION OR DISCREPANCY NOTED ON OR BETWEEN DRAWINGS AND OTHER DOCUMENTS MUST BE REPORTED IN WRITING IMMEDIATELY. ALL MECHANICAL, ELECTRICAL AND STRUCTURAL LAYOUTS / COMPONENTS ARE INDICATIVE AND MUST BE DESIGNED AND CHECKED BY SPECIALISTS. DO NOT START WORK ON SITE BEFORE CONFIRMING THAT ALL NECESSARY STATUTORY AND OTHER CONSENTS HAVE BEEN OBTAINED. THIS DRAWING IS COPYRIGHT AND MUST NOT BE DISTRIBUTED WITHOUT PERMISSION. ELECTRONIC CAD FILES MUST NOT BE ALTERED OR COPIED.

REVISIONS

REV	DATE	DESCRIPTION	DRAWN	CHECKED
-	09.11.2018	ISSUED FOR PLANNING PURPOSES ONLY	CL	ER
A	24.01.2019	REVISED FOLLOWING COMMENTS FROM TRANSPORT OFFICER	CL	ER



client
STEFANIE DREWS

project
**59 MARESFIELD GARDENS
 LONDON NW3 5TE**

drawing title
**PROPOSED CYCLE STORE
 DETAILS**

sheet size scale
A3 AS NOTED @ A3

status
PLANNING

drawing no. revision
1314A-PP-20 A

LOM architecture and design
 The Glass House 5 Sclater Street London E1 6JY UK
 Phone +44(0)20 8444 2999 Email mail@lom-fdp.com
 Web www.lom-architecture.com