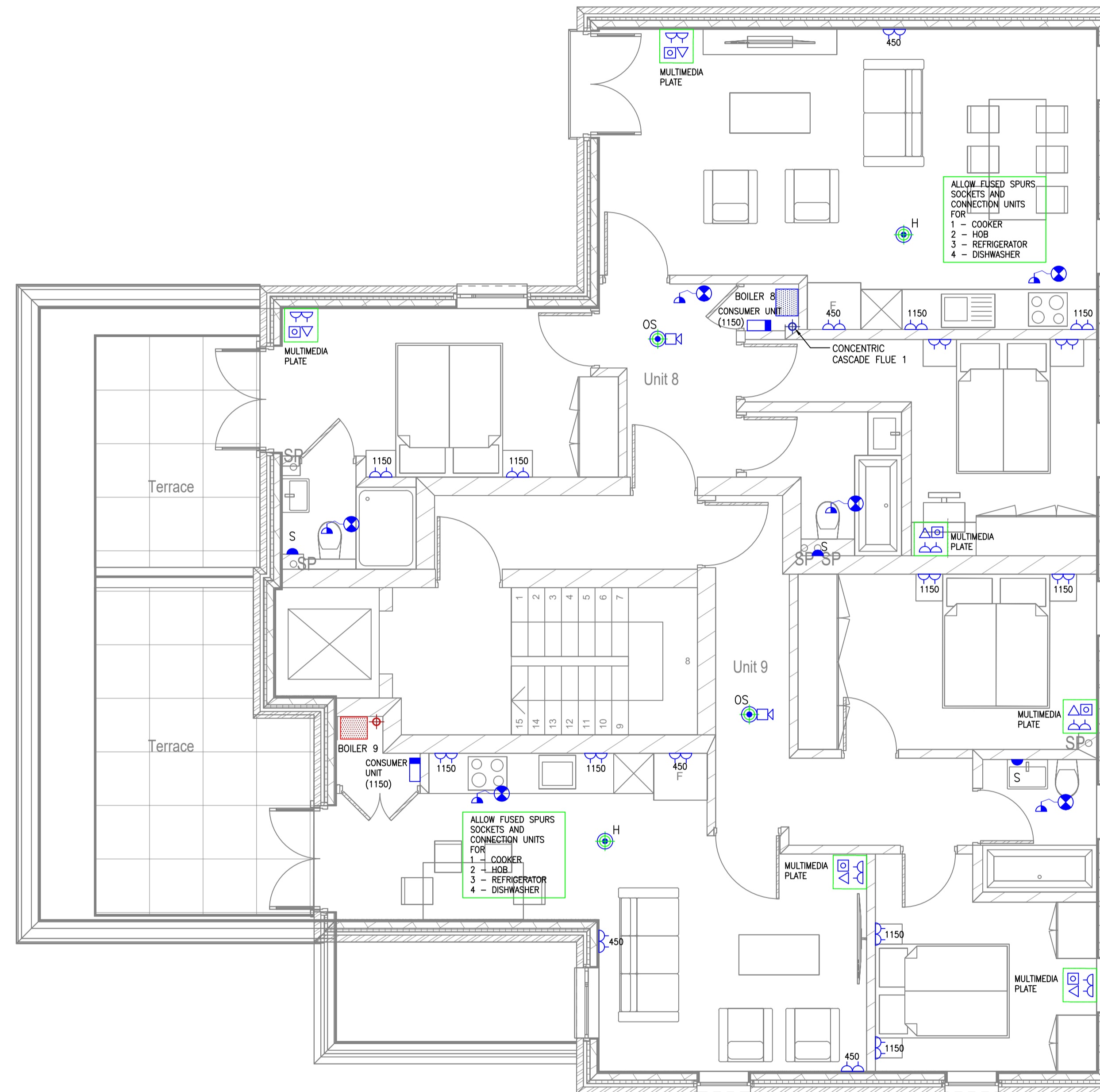
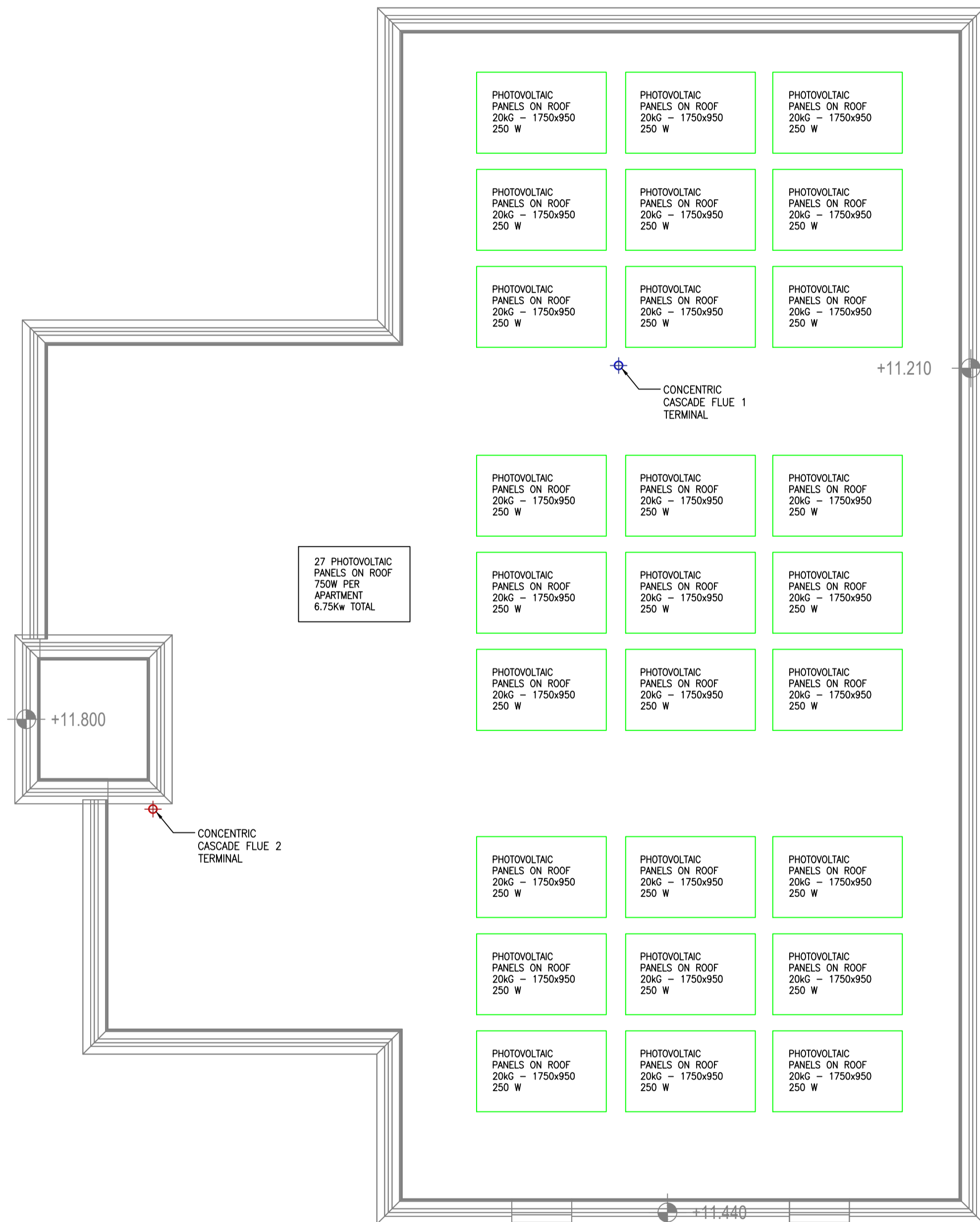



DRAWINGS ARE INDICATIVE FOR INFORMATION ONLY. ALL DIMENSIONS AND INFORMATION SHOULD BE CHECKED ON SITE PRIOR TO ANY PROCUREMENT AND INSTALLATION.

- NOTES
- 1.00 FINAL CIRCUIT WIRING IS CARRIED OUT USING LSF TWIN & EARTH MULTICORE CABLE.
 - 2.00 ALL LOW LEVEL ACCESSORIES ARE WHITE PLASTIC UNLESS INDICATED OTHERWISE.
 - 3.00 MOUNTING HEIGHTS ARE AS FOLLOWS
POWER, TELEPHONE, DATA OUTLETS - 450mm AFFL TO UNDERSIDE
KITCHEN POWER - 1150mm ABOVE AFFL TO UNDERSIDE UNLESS STATED
LIGHT SWITCHES - 1200mm AFFL TO TOP
IC UNIT - 1200mm TO UNDERSIDE
TOP OF SHAVER LEVEL WITH BOTTOM OF MIRROR RECESS (APPROX 1350mm)
 - 4.00 SUPPLEMENTARY EARTH BONDING IN BATHROOMS IS IN ACCORDANCE WITH SECTION 601 OF THE WIRING REGULATIONS. A 4mm OR 2.5mm CABLE IF MECHANICALLY PROTECTED IS RUN BETWEEN THE EARTH TERMINAL OF THE OUTLET PLATE OF THE TOWEL RAIL, LUMINAIRE & METALLIC PIPEWORK. CLAMPS TO BS 951 ARE USED ON METALLIC PIPEWORK.
 - 5.00 MAIN EQUIPOTENTIAL EARTH BONDING TO INCOMING WATER PIPEWORK IS IN 10mm CABLE FROM CONSUMER UNIT EARTH BAR TO BS 951 CLAMP COMPLETE WITH LABEL "SAFETY ELECTRICAL CONNECTION - DO NOT REMOVE" LOCATED ADJACENT STOP COCK.
 - 6.00 LOW ENERGY LIGHTING IS PROVIDED BY UNDER PELMET LIGHTING SUPPLIED FREE ISSUE BY KITCHEN COMPANY AND INSTALLED, WIRED AND SWITCHED BY CONTRACTOR
 - 7.00 SUBCIRCUIT TO HOB NOT TO BE GROUPED WITH OTHER CABLES.
 - 8.00 ALL KITCHEN OUTLET POSITIONS AT BOTH LOW LEVEL & HIGH LEVEL TO HAVE A 200mm TAIL FOR FINAL LOCATION TO SUIT KITCHEN INSTALLERS
 - 9.00 ALL FINAL KITCHEN OUTLETS ON VIEW TO BE FIXED LOCATION & DIMENSIONED AS REQUIRED BY FINAL KITCHEN LAYOUT
 - 10.00 APARTMENT CONSUMER UNIT MOUNTED 1150mm A.F.F.L.
 - 11.00 AUDIO DOOR ENTRY PANEL PATRESS REQUIRED 400x400 c/w 200mm HOLE Ø 1100mm AFFL
 - 12.00 2M OF CABLE TO BE LEFT FOR KITCHEN ACTHES
 - 13.00 ALL CEILING LUMINAIRES TO BE SPACED TO ACHIEVE REQUIRED LIGHT LEVELS ACHIEVING UNIFORMITY. DIMENSIONS ON DRAWING TO BE USED AS A GUIDE ONLY.
 - 14.00 TOWEL RAIL ISOLATOR TO BE LOCATED AT 450A.F.F.L BENEATH BATHROOM LIGHT SWITCH
 - 15.00 TOWEL RAIL - PATRESS REQUIRED 1200x480mm



REV	DESCRIPTION	TW	DATE
A	PV PANEL INCLUSION CLARIFIED	TW	DEC18



WW Futures Ltd
1 AIRE STREET
LEEDS
LS1 4PR
tel: 0113 4670046
Email: iamwalker@wwfutures.co.uk

Mechanical & Electrical Engineering Consultants
Low Carbon Consultants & Energy Assessors for the production of Energy Performance Certificates
Low Carbon Building Design to comply with the Building Regulations and EPBD in the UK. Cert No. LCCD14285 & LCEA14285

CLIENT
STAR Real Estate
33 Cavendish Square
London W1G 0PW

ARCHITECT
EYAL MORAN ARCHITECTS

PROJECT
9 NEW BUILD APARTMENTS
YORK WAY, CAMDEN N7 9QF

TITLE
PROPOSED THIRD FLOOR & ROOF
APARTMENT 8 & 9

SCALE	ORIGINAL SIZE	A1	DATE
1:50	A1		June 2018

DRAWING NUMBER	REV
F270-M-301	A