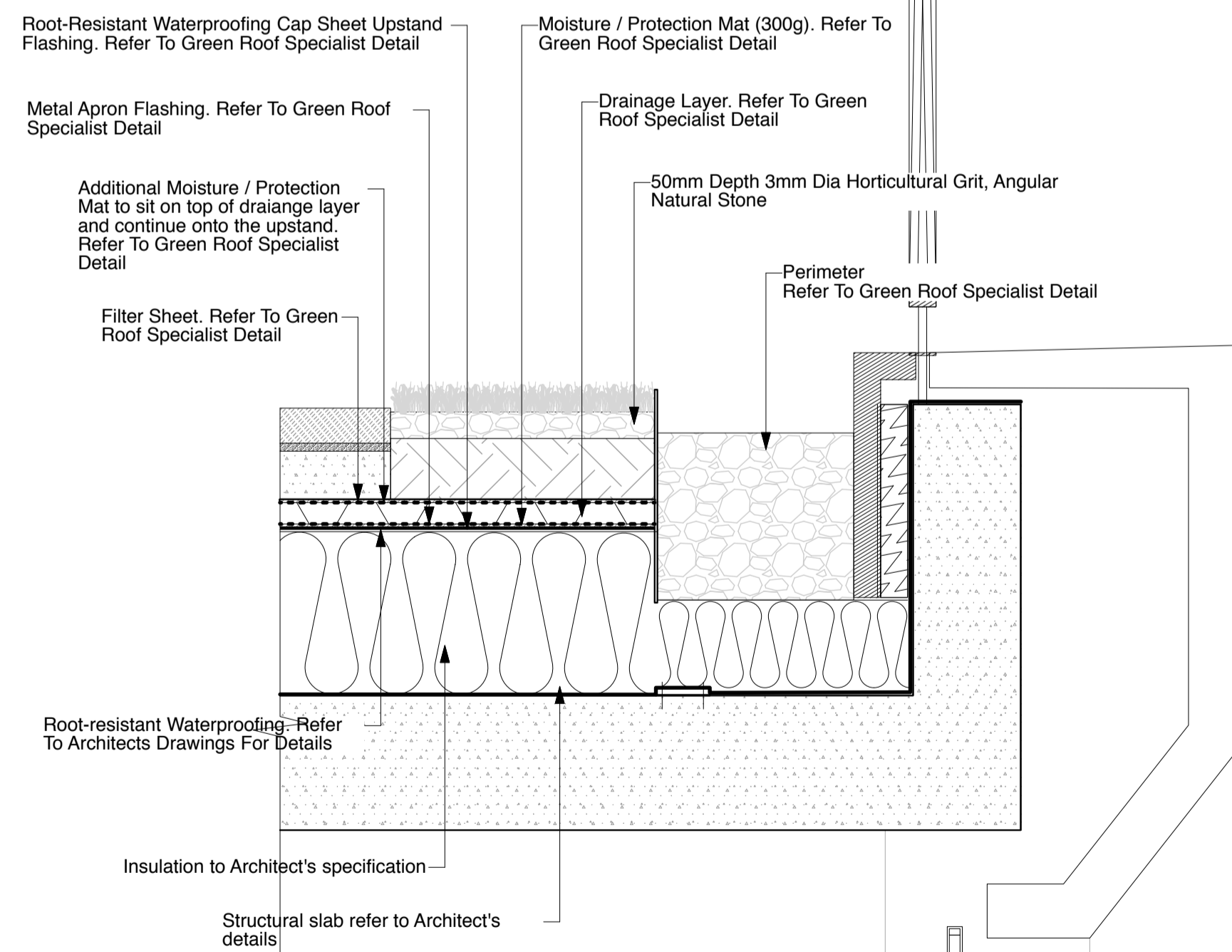
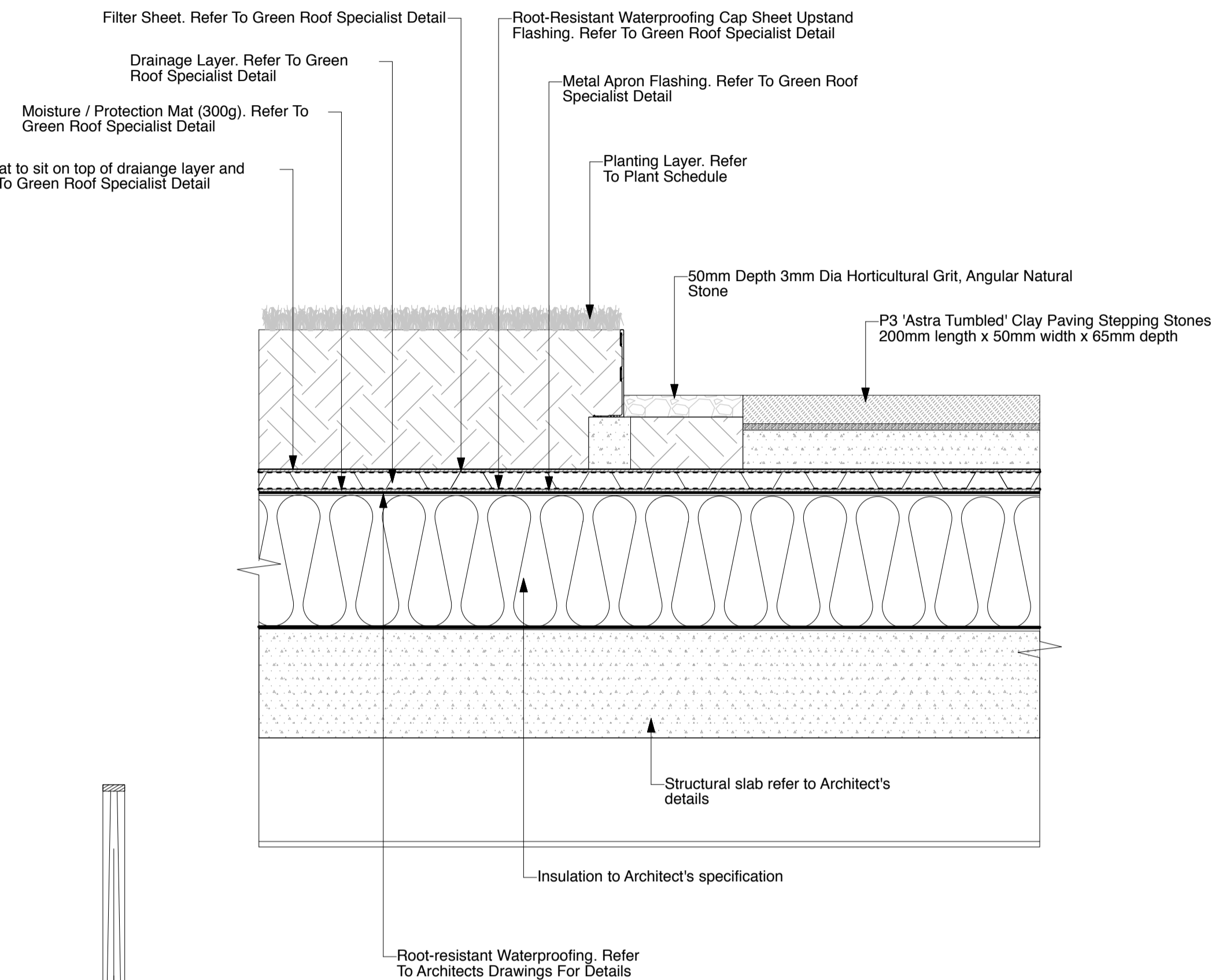


Typical Section Through Herb Garden Planter
Scale: 1:10 at A1



Typical Section Through Herb Garden Extensive Green Roof System
Scale: 1:10 at A1



Typical Section Through Herb Garden Semi-Intensive Green Roof System
Scale: 1:10 at A1

NOTES

1. All dimensions in millimetres unless otherwise shown.
2. All levels in metres above Ordinance Datum (mAOD) unless otherwise shown.
3. All dimensions to be checked on site and any discrepancies reported to Employer before pricing / work starts.
4. Any ambiguities or discrepancies within this drawing and any other information given elsewhere must be reported to Camlins and the Employer for clarification before pricing work proceeds.
5. All drawings to be read in conjunction with other Camlins drawings and specification information as required.
6. Refer to relevant Engineer's and Architect's work packages as appropriate for confirmation of all engineering and architectural details.
7. All works to be carried out in accordance with the latest British Standards and appropriate codes of practice as a minimum.

NOTES

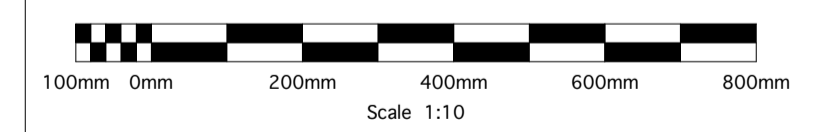
GREEN ROOF
Refer to Drg. No. LL478-200-0078, LL478-200-0079, LL478-200-0080, LL478-200-0041 For Extent And Location

Possible Supplier
Blackdown Green Roofs,
Street Ash Nursery,
Combe St Nicholas,
Chard,
Somerset,
UK
TA20 3H2

Tel: 01460 234582
Email: enquires@blackdown.co.uk

Revisions

Rev	Date	Description	Revised by	Checked by
-	-	-	-	-



PLANNING

HAMPSTEAD GREEN
PEGASUSLIFE

Green Roof Build-Up Details For Herb Garden

Drawing No.	Revision	Scale	Date
LL478-200-0155	-	1:10@A1	25.06.2015
Drawn by JS	Checked by AN		

Camlins

Landscape Architects, New Dolanog House, Severn Road, Welshpool, Powys, SY21 7AP
Tel: 01938 554886 / studio@camlins.com / www.camlins.com