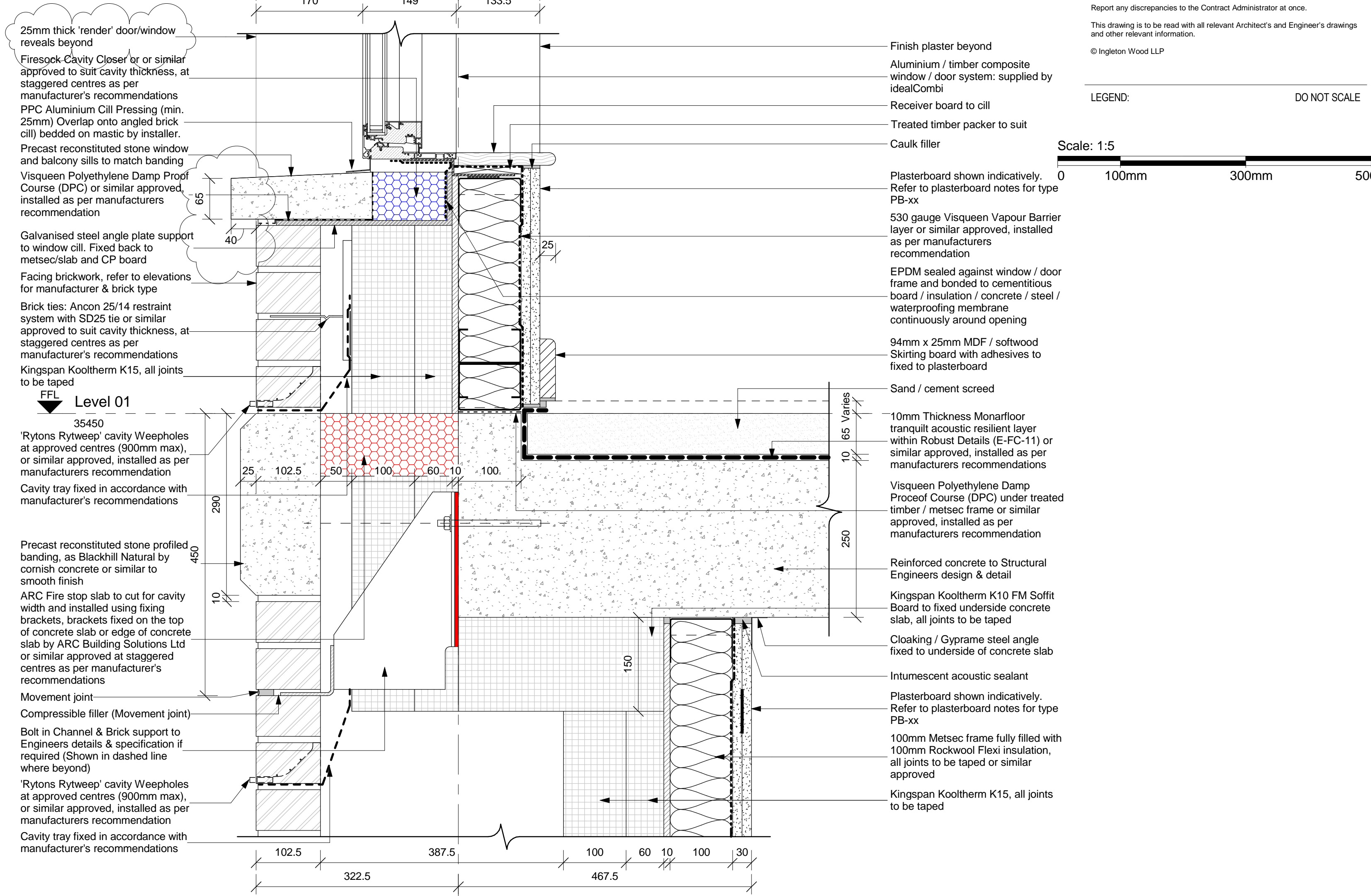
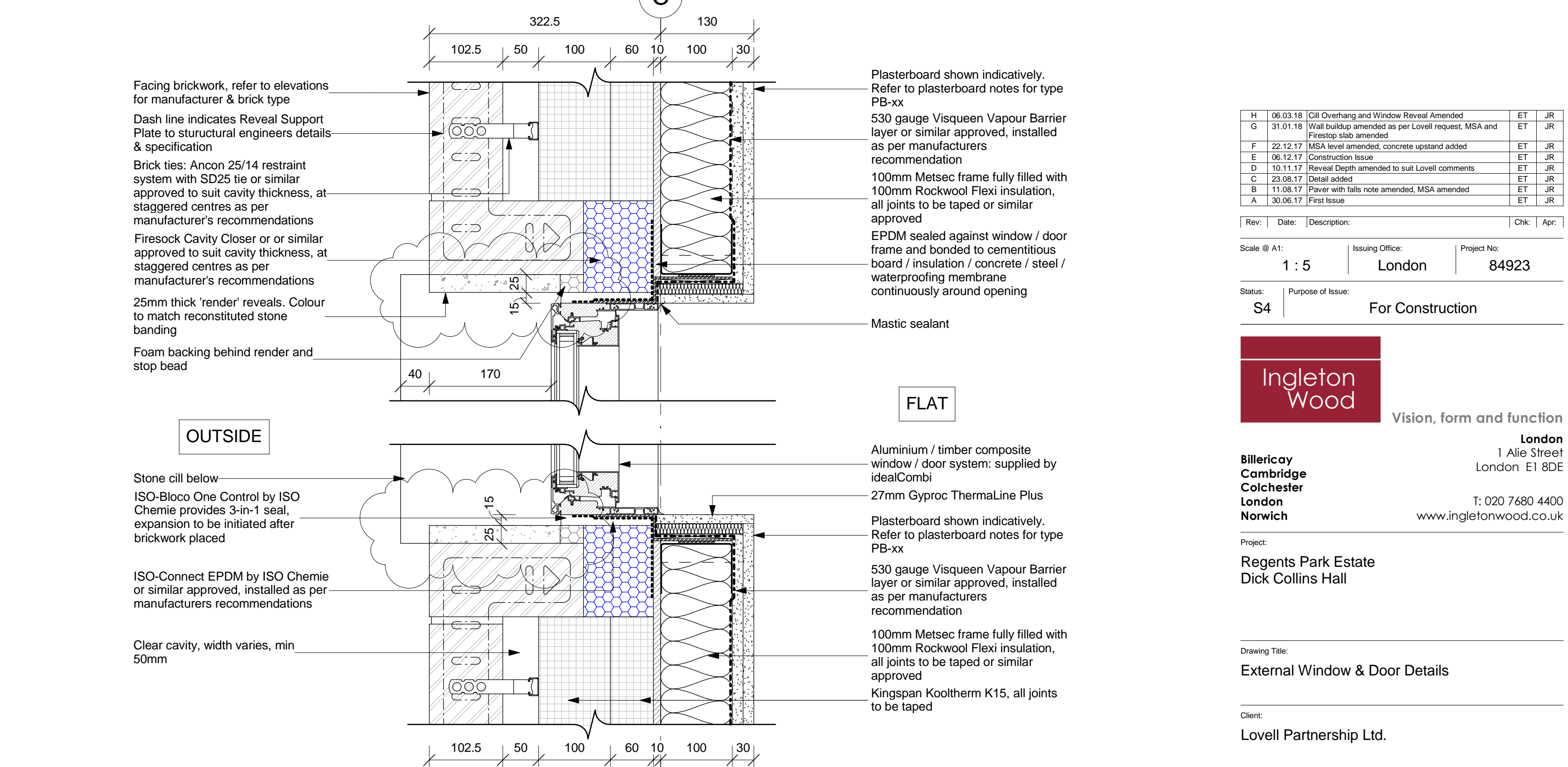


1 Ground Floor Flat Entry Door with Deep Jamb Detail
12.01 1:5



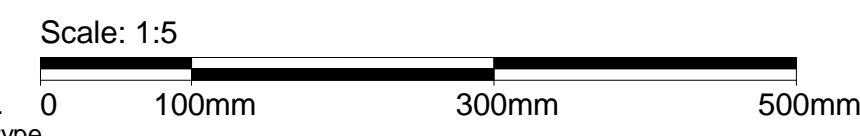
2 Window and M.S.A above Ground Floor Flat Entry Detail
16.01 1:5



3 Typical Level 1-4 Window Jamb Detail
12.21 1:5

All dimensions to be verified on site by Main Contractor before the start of any shop drawings or work whatsoever either on their own behalf or that of sub-contractors.
Report any discrepancies to the Contract Administrator at once.
This drawing is to be read with all relevant Architect's and Engineer's drawings and other relevant information.
© Ingleton Wood LLP

LEGEND: DO NOT SCALE



Rev	Date	Description	Chk	Apr
H	06.03.18	Cill Overhang and Window Reveal Amended	ET	JR
G	31.01.18	Wall bulge amended as per Lovell request, MSA and Firestop slab amended	ET	JR
F	22.12.17	MSA level amended, concrete upstand added	ET	JR
E	08.12.17	Construction Issue	ET	JR
D	10.11.17	Reveal Depth amended to suit Lovell comments	ET	JR
C	23.08.17	Detail added	ET	JR
B	11.08.17	Power with tails note amended, MSA amended	ET	JR
A	30.06.17	First Issue	ET	JR

Scale @ A1:	Issuing Office:	Project No:
1:5	London	84923
Status:	Purpose of Issue:	
S4	For Construction	

Ingleton Wood
Vision, form and function
London
1 Alle Street
London E1 8DE
T: 020 7680 4400
www.ingletonwood.co.uk

Billericay Cambridge Colchester London Norwich

Project:
Regents Park Estate
Dick Collins Hall

Drawing Title:
External Window & Door Details

Client:
Lovell Partnership Ltd.

File Ref:
DCH - IW - XX - ZZ - DR - A - 35.174

Revision:
H