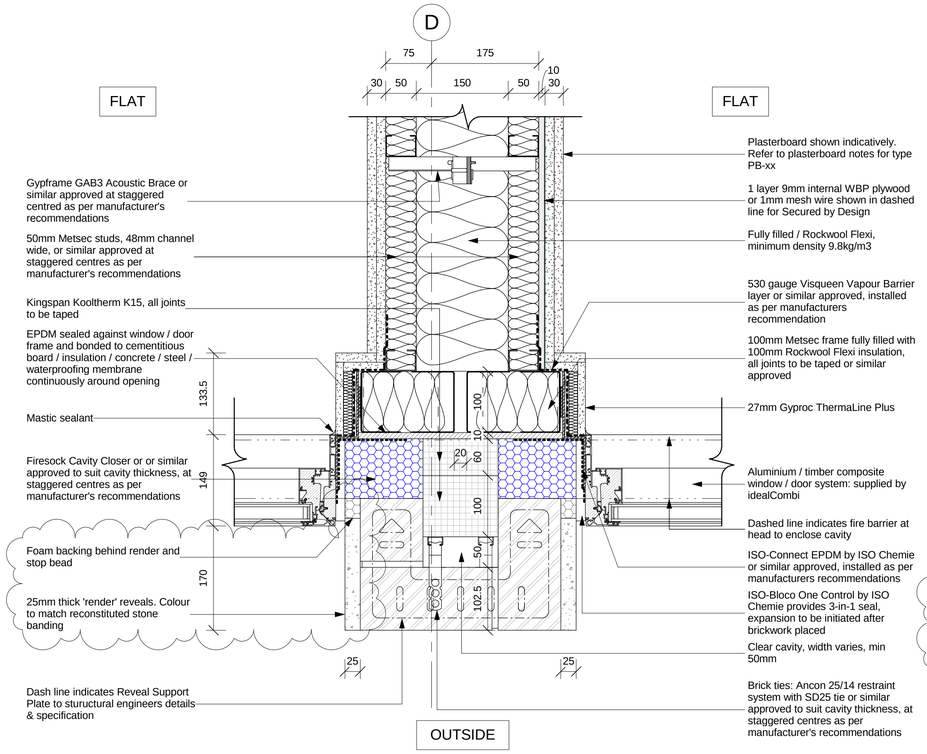

1 Party Wall and Entry Door with Fire Barrier at Head Detail

12.20 1 : 5

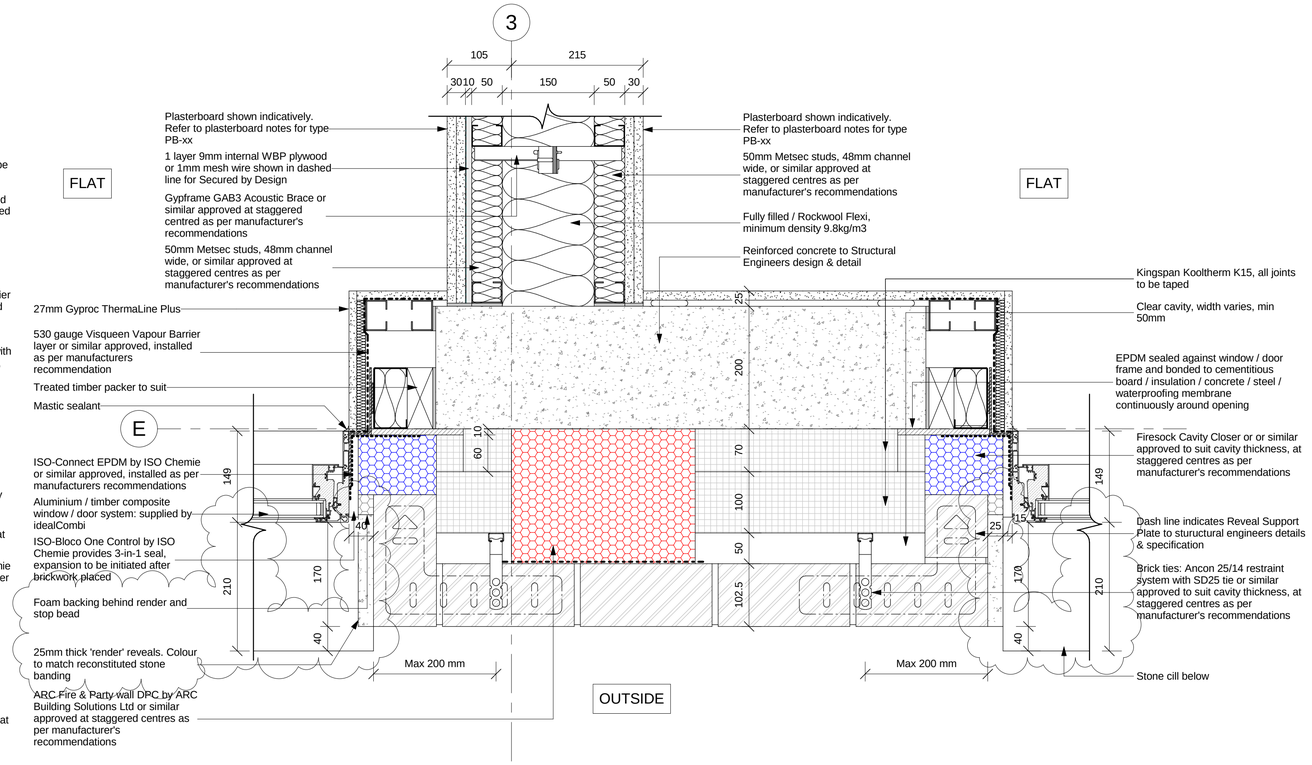

2 Typical Level 1-4 Window/Door at Party Wall/Column Junction Detail

12.21 1 : 5

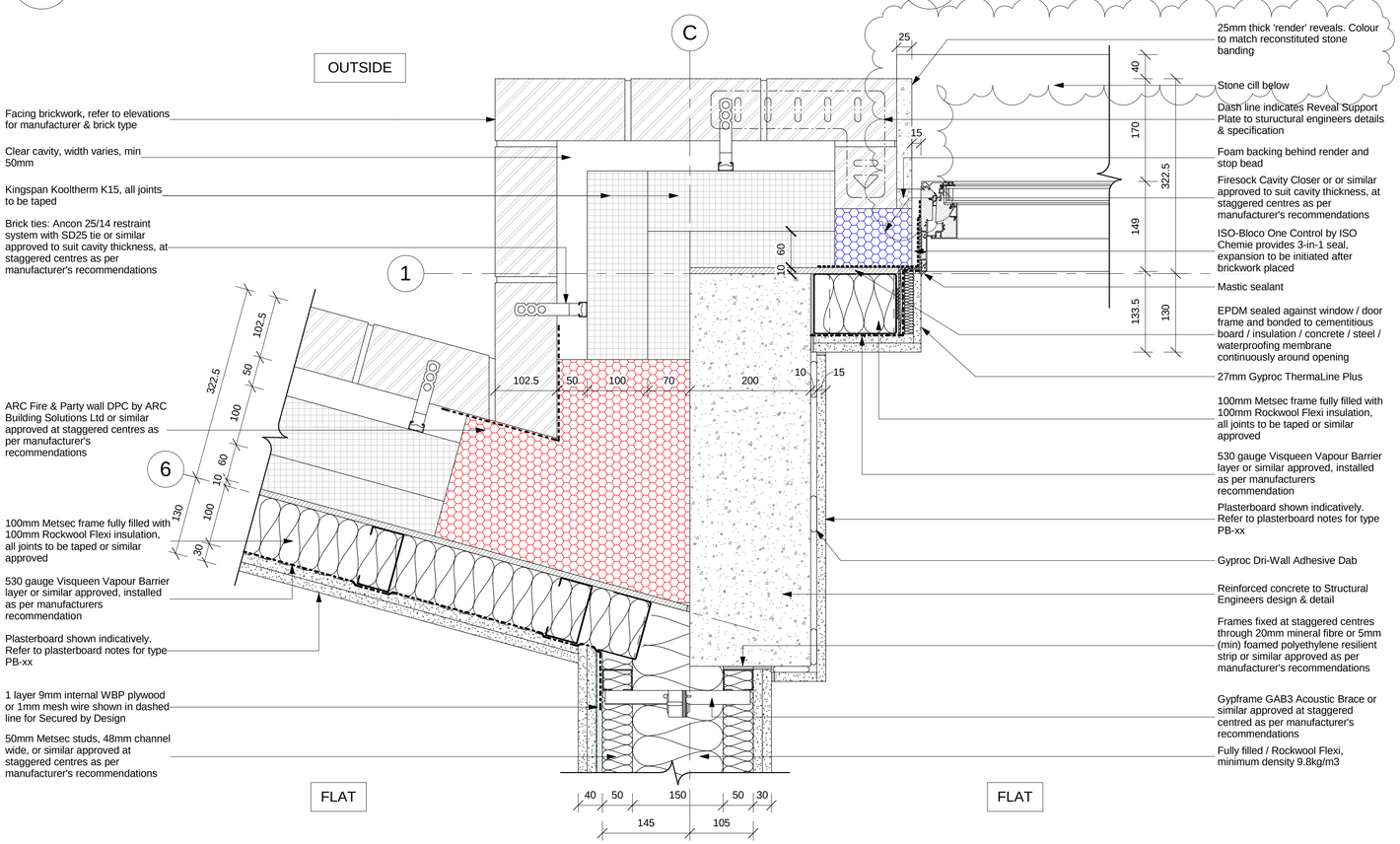

3 Window/Door with Column & Party Wall Detail

12.21 1 : 5

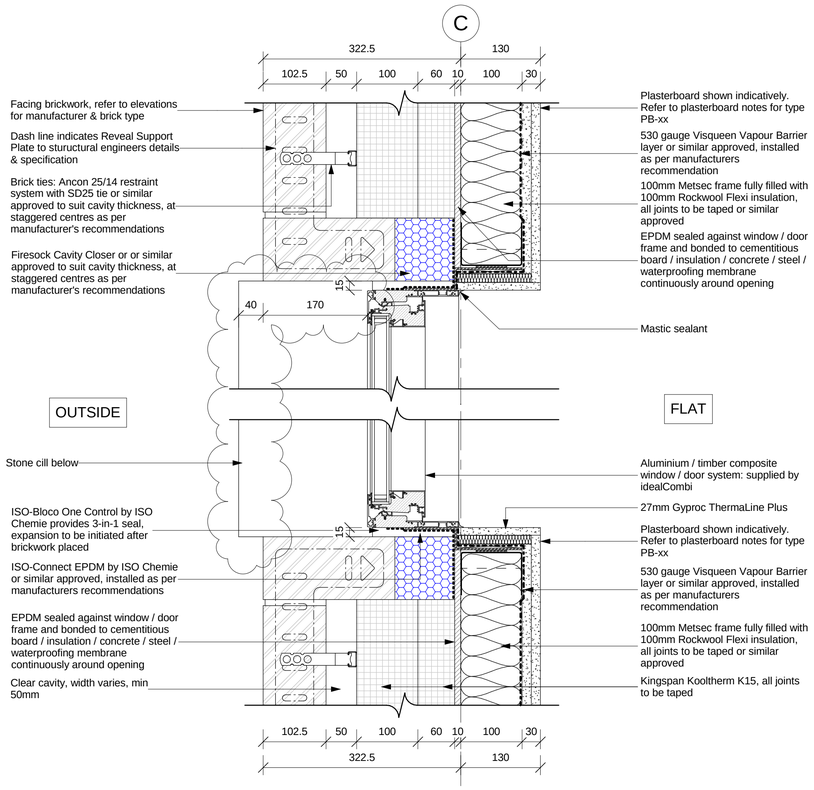

4 Typical Ground Floor Window Jamb Detail

12.20 1 : 5

All dimensions to be verified on site by Main Contractor before the start of any shop drawings or work whatsoever either on their own behalf or that of sub-contractors.

Report any discrepancies to the Contract Administrator at once.

This drawing is to be read with all relevant Architect's and Engineer's drawings and other relevant information.

© Ingleton Wood LLP

LEGEND: DO NOT SCALE

Scale: 1:5

0 100mm 300mm 500mm

Rev:	Date:	Description:	Chk:	Apr:
F	06.03.18	Cill Overhang and Window Reveal Amended	ET	JR
E	31.01.18	Wall buildup amended as per Lovell request	ET	JR
D	06.12.17	Construction Issue	ET	JR
C	10.11.17	Reveal Depth amended to suit Lovell comments	ET	JR
B	23.08.17	Detail added, Wall jambs to ground floor amended	ET	JR
A	30.06.17	First Issue	ET	JR

Scale @ A1: 1 : 5

Issuing Office: London

Project No: 84923

Status: S4

Purpose of Issue: For Construction

Ingleton Wood

Vision, form and function

Billericay
Cambridge
Colchester
London
Norwich

London
1 Alie Street
London E1 8DE

T: 020 7680 4400
www.ingletonwood.co.uk

Project:

Regents Park Estate
Dick Collins Hall

Drawing Title:

External Window & Door Details

Client:

Lovell Partnership Ltd.

File Ref: DCH - IW - XX - ZZ - DR - A - 35.172

Revision: F