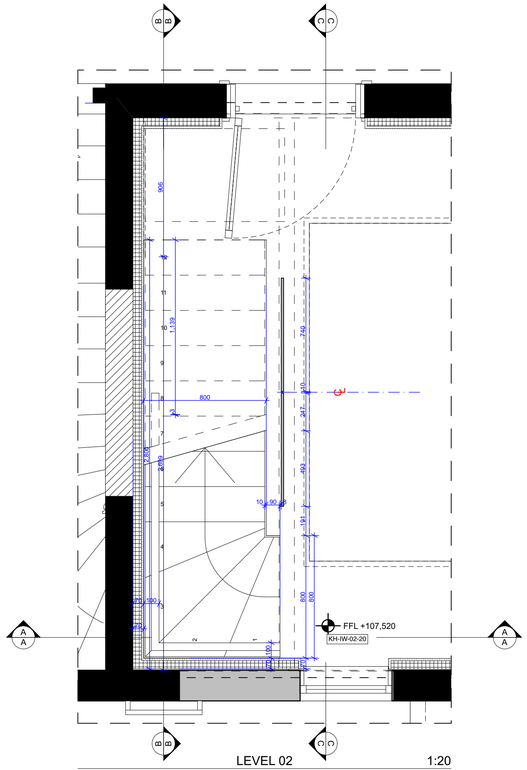

LEVEL 02 1:20

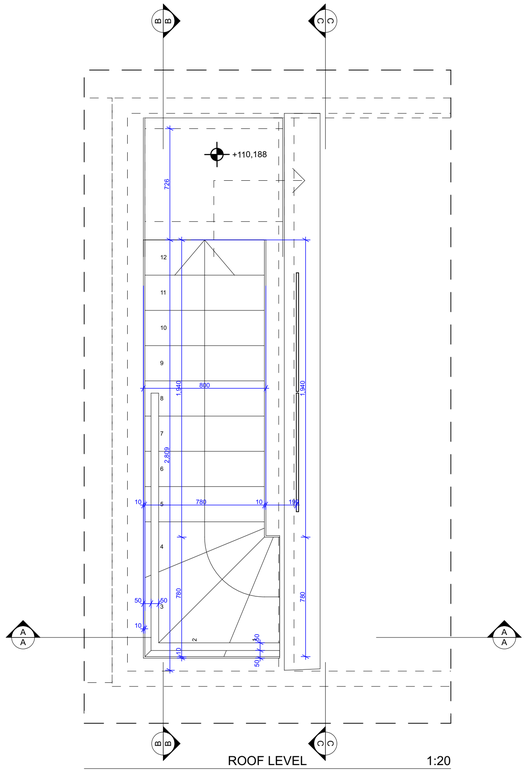

ROOF LEVEL 1:20

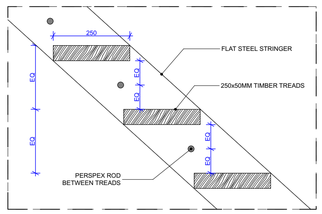

FLIGHT DETAIL 1:10

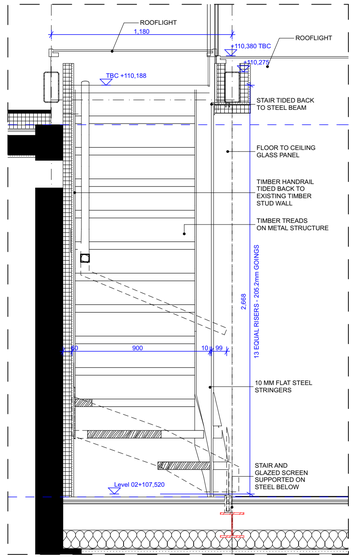

A-A 1:20

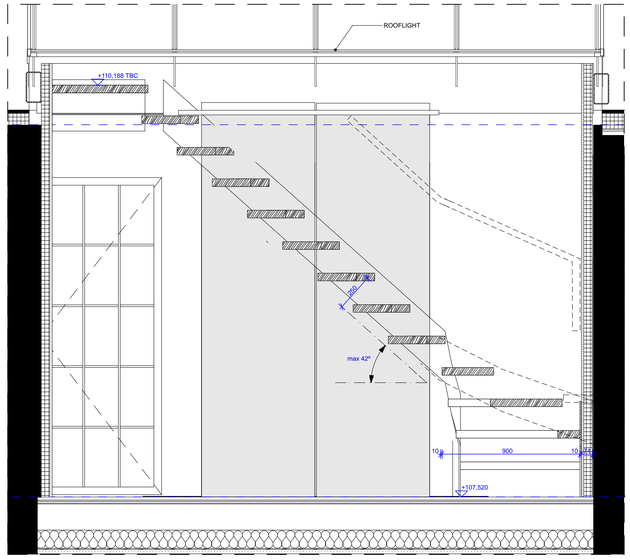

B-B 1:20

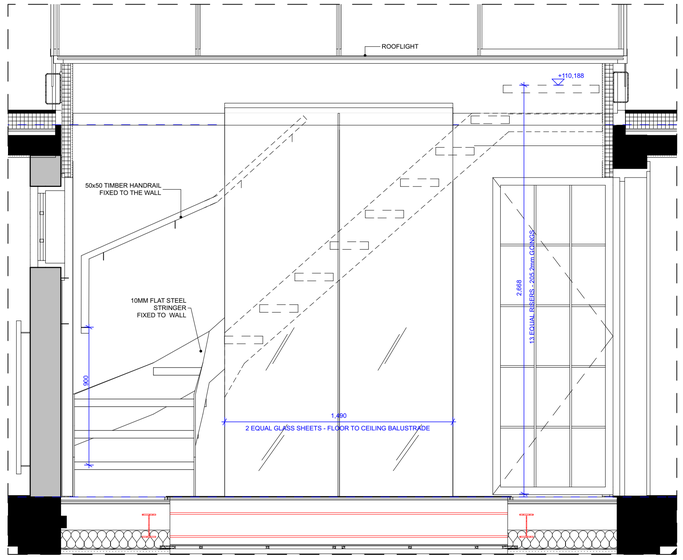

C-C 1:20

0 10 50 100mm

DIMENSION AT ORIGINAL SHEET SIZE

Contractors must check all dimensions on site. Only figured dimensions are to be worked from. Discrepancies must be reported to the Architect before proceeding.© This drawing is Copyright

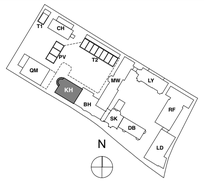

KEY PLAN

NOTE:

THIS DRAWING SHOWS DESIGN INTENT TO BE DEVELOPED FURTHER BY SPECIALIST MANUFACTURER.

PROPOSAL TO BE CO-CORDINATED WITH SPECIALIST UNDERTAKING RETRACTABLE ROOFLIGHT.

STAIR DESIGN TO BE COORDINATED WITH LAYLIGHT AND SKYLIGHT STRUCTURAL AND SPECIALIST MANUFACTURER DETAILS

STAIR TO COMPLY WITH PART K BUILDING REGS

ALL DIMS AND LEVELS ARE TO BE CONFIRMED AGAINST EXISTING SITE CONDITIONS

FOR TENDER

	REVISION	DR'N	CH'KD	DATE
T1	First Issue			13/02/2018
T2	Stair revised			04/05/2018
T3	Levels and dims reviesed - step added	KrC		10/05/2018

A&Q PARTNERSHIP

CLIENT
MOUNT ANVIL LTD

PROJECT
KIDDERPORE AVENUE

DRAWING
Kidderpore Hall
Level 02 Terrace Access Stair

SCALE 1:20, 1:10 @ A1 DATE 10/05/2018

DRAWING No. 15 230 9000-DRG-55KH- AL002

DRAWN BY KrC

REV T3

A&Q PARTNERSHIP (LONDON) LTD
THE LUX BUILDING, 2-4 HOXTON SQUARE, LONDON N1 6NU
Tel: 020 7613 2244 Fax: 020 7613 2642 Email:london@aqp.co.uk
ARCHITECTURE DESIGN MASTERPLANNING INTERIORS