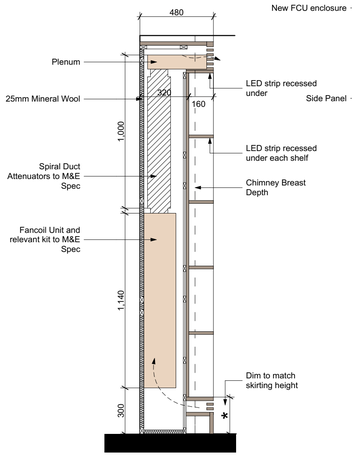

S01 - Level LG Typical FCU Enclosure Section
1:20@A1

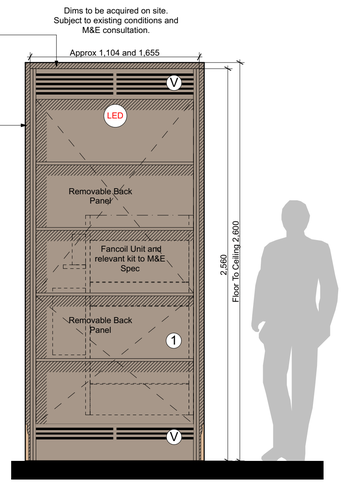

E01 - Level LG Typical FCU Enclosure Elevation
1:20@A1

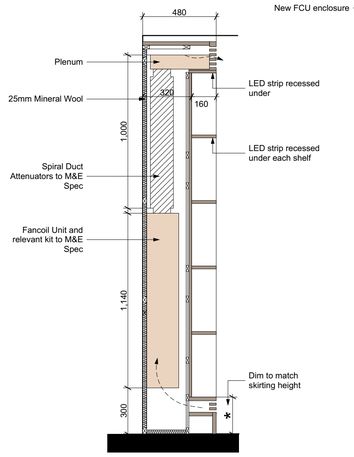

S01 - Level LG Typical Free Standing FCU Enclosure Section
1:20@A1

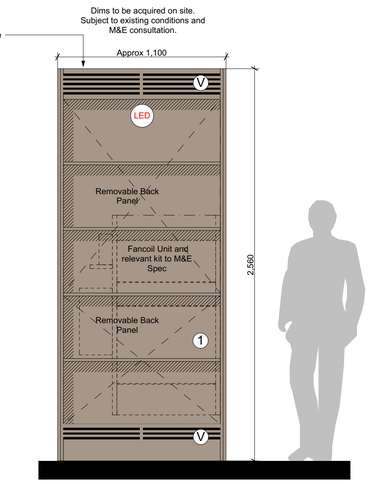

E01 - Level LG Typical Free Standing FCU Enclosure Elevation
1:20@A1

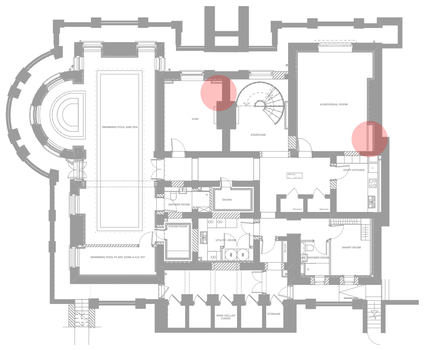

Kidderpore Hall - Lower Ground Floor Key

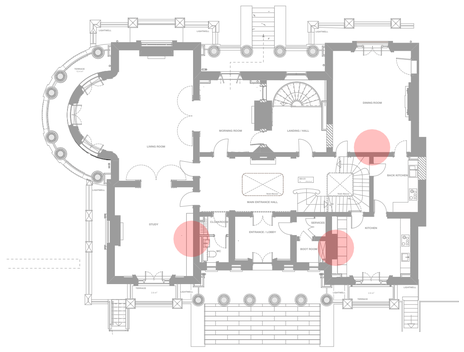

Kidderpore Hall - Upper Ground Floor Key

0 10 50 100mm

DIMENSION AT ORIGINAL SHEET SIZE

Contractors must check all dimensions on site. Only figured dimensions are to be worked from. Discrepancies must be reported to the Architect before proceeding.© This drawing is Copyright

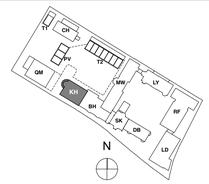

KEY PLAN

NOTE:
ALL INFORMATION SHOWN ON THIS DRAWING IS SUBJECT TO DESIGN DEVELOPMENT BY SPECIALIST

GENERAL KEY

1 LIGHT STAINED OAK FINISH
2 DARK STAINED OAK FINISH
M MIRROR
V FCU VENTS

LED INCORPORATED LED STRIP LIGHTING TO UNDERSIDE OF SHELVING/ HANGING RAILS

Additional Info:

MFC Carcass with veneer external panels
Internal Joinery Carcass in laminate Finish
Door Handles to be Routered into doors/panels
Hanging rails LED to be sensor operated

Integrated Vanity Units with Mirrors are subject to Interior Designer input.

Drawings to be read in conjunction with Finishes Schedule
Drawings show design intent only and should be developed further by specialist.
All dims to be checked and confirmed on site prior manufacture.

Fan-coil enclosure drawings to be read in conjunction with drwg no: 08KH-DE008

TENDER

	REVISION	DR'N	CH'KD	DATE
T1	First Issue	KrC	KC	20/12/2018

A&Q PARTNERSHIP

CLIENT
MOUNT ANVIL LTD

PROJECT
KIDDERPORE AVENUE

DRAWING
Kidderpore Hall
KH-01 Joinery Sheet 6

SCALE 1:20, 1:200, 1:22 @ A1 DATE 20/12/2018

DRAWING No. 15 230 9000-DRG-08KH- DE015
DRAWN BY KrC
REV T1

A&Q PARTNERSHIP (LONDON) LTD
THE LUX BUILDING, 2-4 HOXTON SQUARE, LONDON N1 6NU
Tel: 020 7613 2244 Fax: 020 7613 2642 Email:london@aqp.co.uk
ARCHITECTURE DESIGN MASTERPLANNING INTERIORS