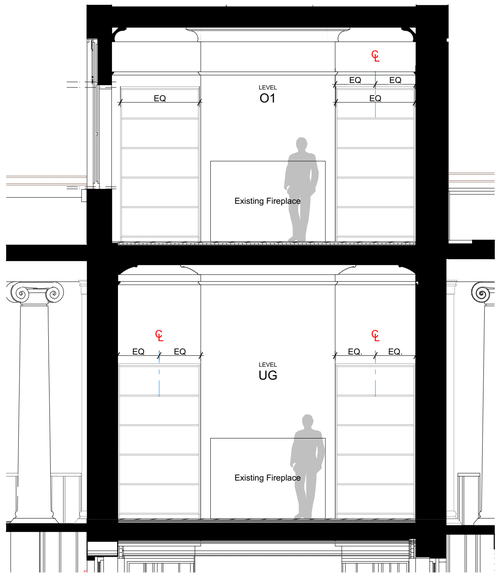

Proposed FCU Housing Elevation
Scale 1:50 @ A1

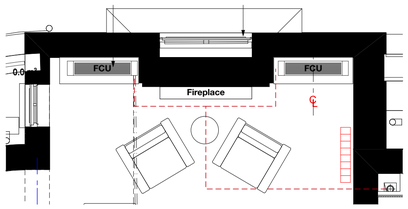

Level 01 Plan
Scale 1:50 @ A1

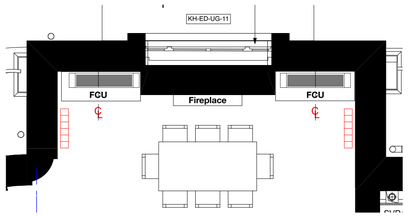

Level UG Plan
Scale 1:50 @ A1

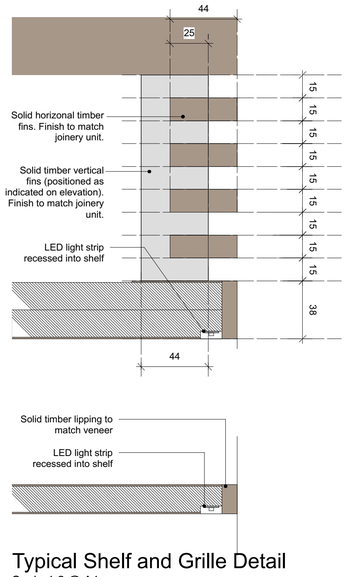

Typical Shelf and Grille Detail
Scale 1:2 @ A1

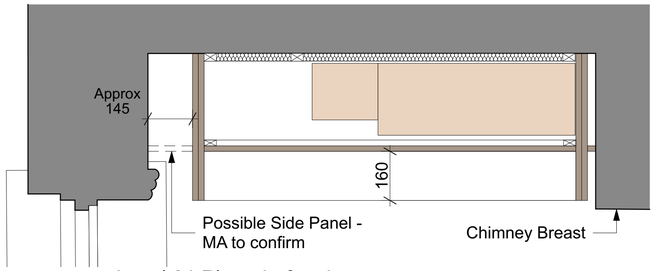

Level 01 Plan - Left unit
Scale 1:10 @ A1

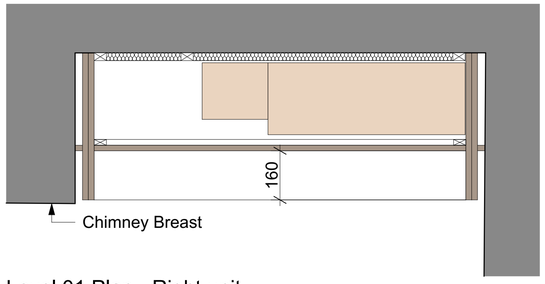

Level 01 Plan - Right unit
Scale 1:10 @ A1

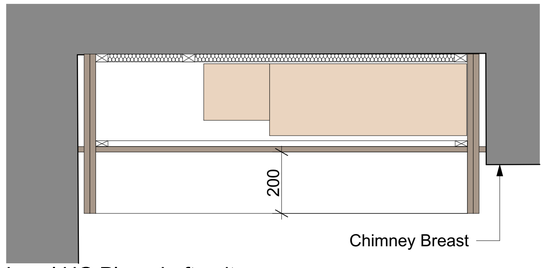

Level UG Plan - Left unit
Scale 1:10 @ A1

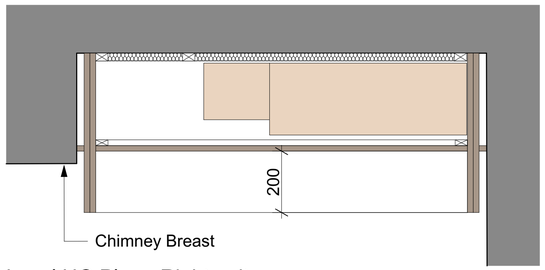

Level UG Plan - Right unit
Scale 1:10 @ A1

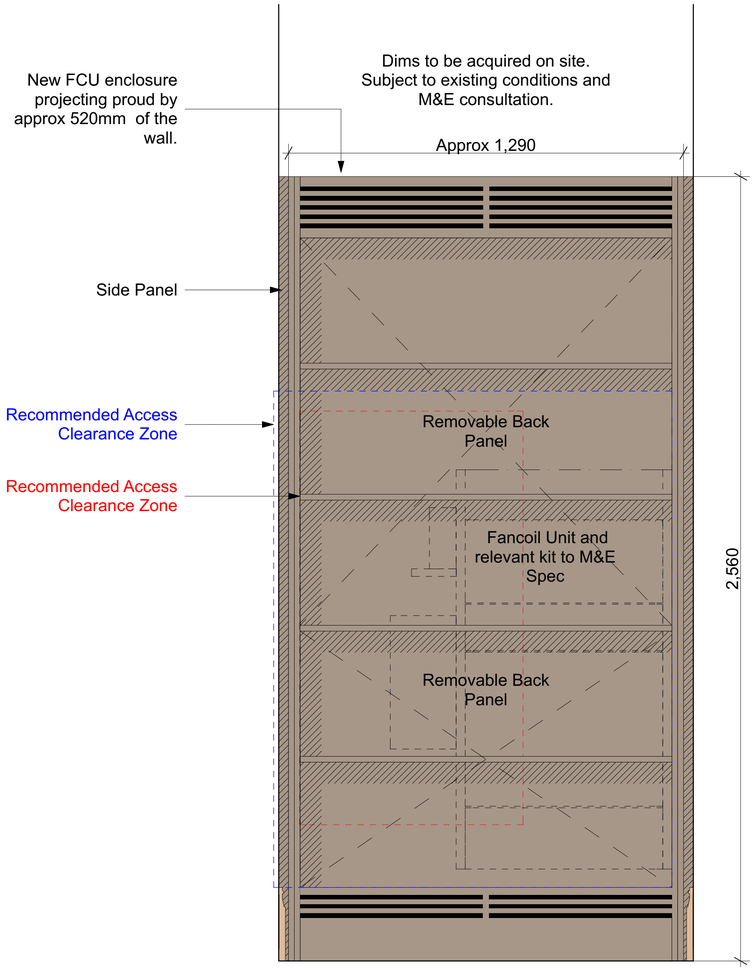

Proposed FCU Housing Elevation
Scale 1:10 @ A1

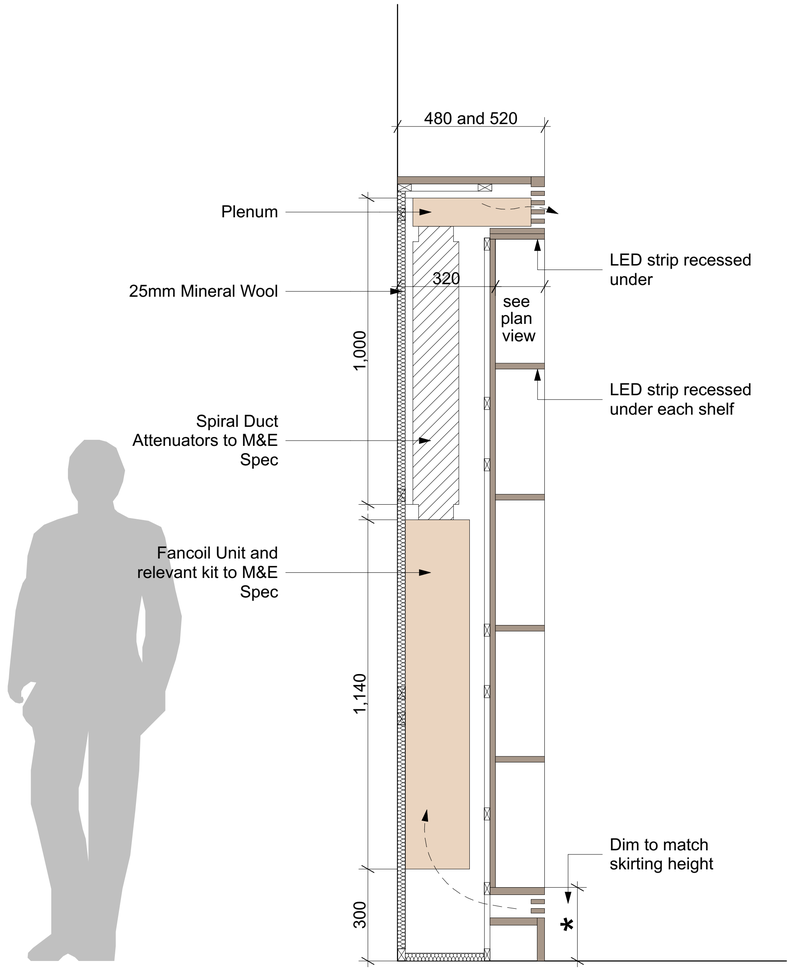

Proposed FCU Housing Section
Scale 1:10 @ A1

0 10 50 100mm

DIMENSION AT ORIGINAL SHEET SIZE

Contractors must check all dimensions on site. Only figured dimensions are to be worked from. Discrepancies must be reported to the Architect before proceeding.© This drawing is Copyright

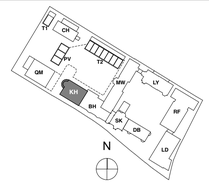

KEY PLAN

NOTE:
ALL INFORMATION SHOWN ON THIS DRAWING IS SUBJECT TO DESIGN DEVELOPMENT BY SPECIALIST

Notes:

1. This drawing illustrates design intent. Specialist joinery subcontractor shop drawings are to be produced for approval PRIOR to manufacturer and installation.
2. This drawing is to be read in conjunction with all relevant Architect GA drawings and specifications.
3. This drawing is to be read in conjunction with all relevant drawings and specifications produced by the structural engineer and M&E consultant.
4. This drawing is to be read in conjunction with relevant Architects bathroom drawings and modified as necessary to suit.

TENDER

	REVISION	DR'N	CH'KD	DATE
T1	First Issue	KrC	AP	30/07/2018

A&Q PARTNERSHIP

CLIENT
MOUNT ANVIL LTD

PROJECT
KIDDERPORE AVENUE

DRAWING
Kidderpore Hall
Vertical Fan-coil unit enclousure

SCALE 1:50, 1:10, 1:2 @ A1 DATE 30/07/2018

DRAWING No.
15 230
9000-DRG-08KH- DE008

DRAWN BY
KrC
REV
T1

A&Q PARTNERSHIP (LONDON) LTD
THE LUX BUILDING, 2-4 HOXTON SQUARE, LONDON N 1 6 NU
Tel: 020 7613 2244 Fax: 020 7613 2642 Email:london@aqp.co.uk
ARCHITECTURE DESIGN MASTERPLANNING INTERIORS