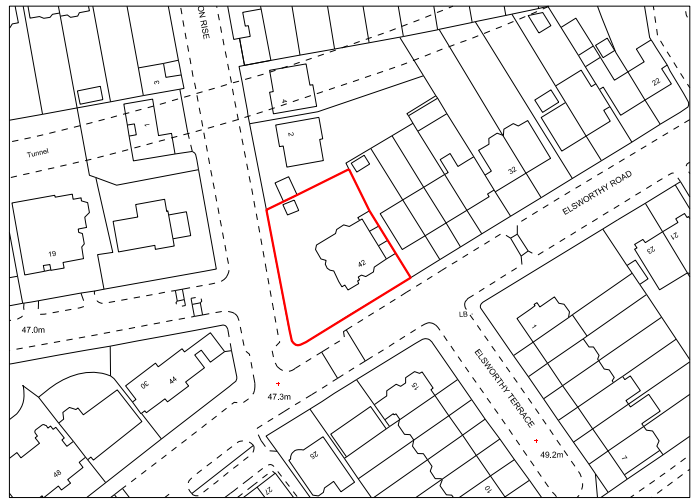
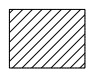




Key Site Plan 1:250





Key:


 Existing structure / earth

 Proposed structure

 Permeable granite Setts

 Portland Stone

 Existing Brickwork

 Existing Slate Roof

Proposed Notes

01

New Balustrade

02

New metal railings (Painted black)

03

New pedestrian metal entrance gate (Painted black)

04

New automated vehicular metal entrance gate (Painted black)

05

New panellled timber entrance door (Painted black)

06

New brick pier to match existing brick wall

07

Existing drop-kerb

08

New bike store

09

Permeable granite paving

10

Proposed planting to obscure view of lightwell

11

Horizontal slatted timber frame

12

Proposed brick extension

13

Proposed lightweight timber extension

14

Slate roof

15

Timber "mews style" door/window

16

Timber faced aluminium windows

17

Traditionally detailed timber door / window

18

Structural glazing infill extension

19

Timber fins to prevent overlooking

20

Existing timber windows replaced with lowered cill height

21

Proposed brick infill extension

22

Openable flat rooflight

PLANNING

Project No.

16092

Client

Forty Two Point Five Elsworth Ltd

Date

July 2018

Scale

1:200 @ A3 / 1:100 @ A1

Project

42 Elsworth Road, NW3

Drawing Title:

Proposed Third Floor Plan

Drawing No.

P\_06

Rev.

-

Drawn

RP

Approved

MW

Signed

-

Marek Wojciechowski Architects

66-68 Margaret Street W1W 8SR T. 020 7580 9336 www.mwa.co.uk

Copyright Marek Wojciechowski Architects Limited.  
No implied license exists. This drawing should not be used to calculate areas for the purposes of valuation. All dimensions to be checked on site by the contractor and such dimensions to be their responsibility. Do not scale drawings. All work must comply with relevant British Standards and Building Regulations requirements. Drawing errors and omissions to be reported to the architect.



0 0.5m 1m 2m 3m 4m 5m