

GENERAL NOTES.

All dimensions to be checked on site prior to commencement of any works, and/or preparation of any shop drawings.

Sizes of and dimensions to any structural elements are indicative only. See structural engineers drawings for actual sizes / dimensions.

Sizes of and dimensions to any service elements are indicative only. See service engineers drawings for actual sizes and dimensions.


This drawing to be read in conjunction with all other Architect's drawings, specifications and other Consultants' information.

All proprietary systems shown on this drawing are to be installed strictly in accordance with the Manufacturers/Suppliers recommended details.

Any discrepancies between information shown on this drawing and any other contract information or manufacturers/suppliers recommendations is to be brought to the attention of the Architect

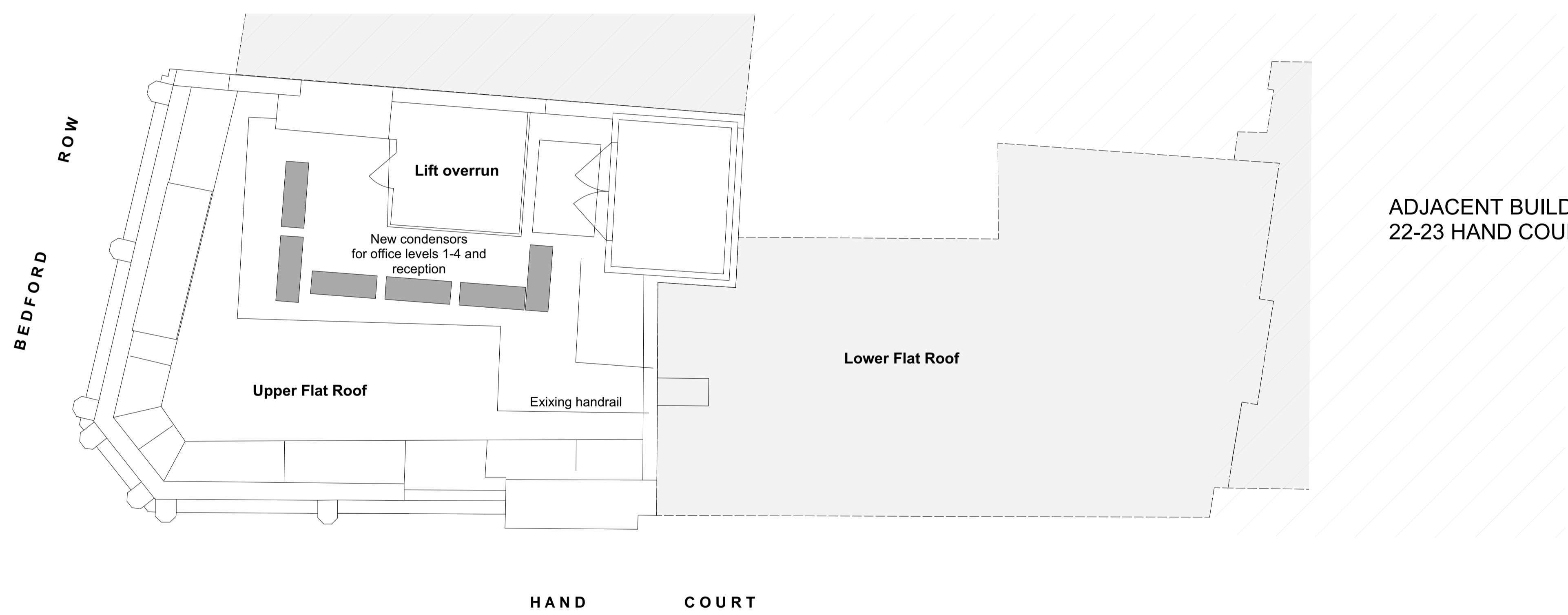
DO NOT SCALE FROM THIS DRAWING.

NOTES.

 Hatched area denotes adjacent property (High Holborn House)

ADJACENT BUILDING
46-48 BEDFORD ROW

ADJACENT BUILDING
22-23 HAND COURT



| | | |
|-----|--------------------|----------|
| PL2 | Planning Amendment | 27/11/18 |
| PL1 | Issue for Planning | 28/11/16 |

| | |
|----------|------|
| REVISION | DATE |
|----------|------|

Buckley Gray Yeoman
 Studio 4.04 The Tea Building 56 Shoreditch High Street
 London E1 6JJ T: 020 7033 9913 F: 020 7033 9914

CLIENT
SRG Holborn Limited

PROJECT
45 Bedford Row

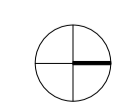
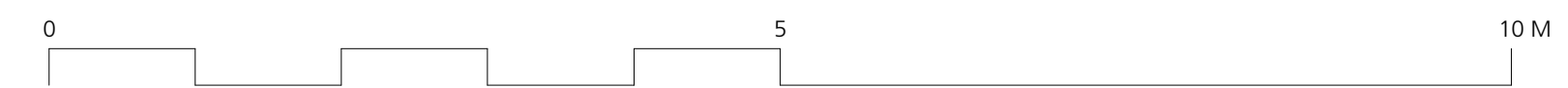
DRAWING
Proposed Roof Plan

SCALE
1:50 @ A1 (1:100 @ A3)

| | |
|-------------------|----------------|
| DATE Mar. 2016 | DRAWN BY HW |
|-------------------|----------------|

| | |
|---------------------------|-----------------|
| DWG No. 975_45BR-GA-RF | REVISION PL2 |
|---------------------------|-----------------|

DRAWING STATUS
PLANNING



Information contained on this drawing is the sole copyright of Buckley Gray Yeoman and is not to be reproduced without their permission.