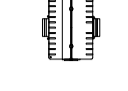
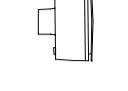
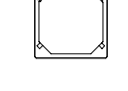






**General Notes**

This drawing to be read in conjunction with all standard details and specifications. All dimensions to be verified on site. All works to comply with current building regulations.

-  CEILING MOUNTED EXTRACT FAN
-  WALL MOUNTED EXTRACT FAN
-  CEILING MOUNTED FAN COIL UNIT CASSETTE
-  SUPPLY AIR DIFFUSER
-  EXTRACT ZONE / CANOPY
-  DIRECTION OF AIRFLOW
-  DOOR UNDERCUT / TRANSFER GRILLE



CEILING MOUNTED EXTRACT FAN  
(EXHAUST DUCT TO BE ROUTED IN CEILING VOID AND TERMINATE EXTERNALLY)

EXTRACT TO BE PROVIDED FOR HEATING ELEMENTS & DISPLAY COUNTER

WALL MOUNTED EXTRACT FAN

EXTRACT HOOD CANOPY  
(EXTRACT DUCT TO BE ROUTED AT HIGH LEVEL WITHIN CEILING VOID TO ROOF MOUNTED EXTRACT FAN)  
(SIZE OF CANOPY TO BE SPECIFIED BY KITCHEN SPECIALIST)

EXTRACT TO BE PROVIDED FOR HEATING ELEMENTS & DISPLAY COUNTER

CEILING MOUNTED EXTRACT FAN  
(EXHAUST DUCT TO BE ROUTED IN CEILING VOID AND TERMINATE EXTERNALLY)

No.	Description	Alt.	Date
-----	-------------	------	------

**CHANGE OF USE**

**Cudd Bentley Consulting**  
 www.cuddbentley.co.uk  
 Cudd Bentley Consulting Ltd  
 12 Deodar Road, London SW15 2NU  
 Tel: 020 8877 1144  
 Fax: 020 8877 1145  
 Email: info@cuddbentley.co.uk

Other

Project location  
**762 MON PAIN  
 79-81 HEATH STREET  
 HAMPSTEAD  
 LONDON**

Drawing title  
**GROUND FLOOR  
 INDICATIVE  
 VENTILATION & AC LAYOUT  
 LAYOUT**

Scale	CAD	Enghn	Approved	Date
1:40@a1	POM	POM	S.S.	DEC'18

CAD Reference

Drawing No. **5456-CBC-00-GF-DR-M-57600** Issues **P01**