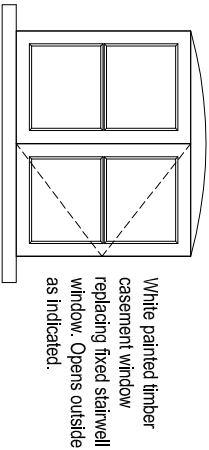
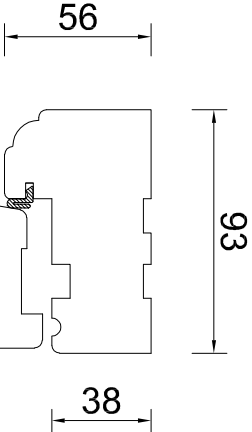


Existing window elevation

Elevations - scale 1:10@A1; 1:20@A3

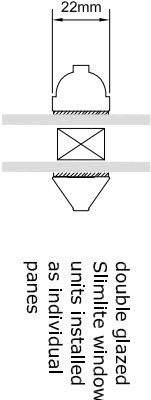


Proposed replacement window elevation

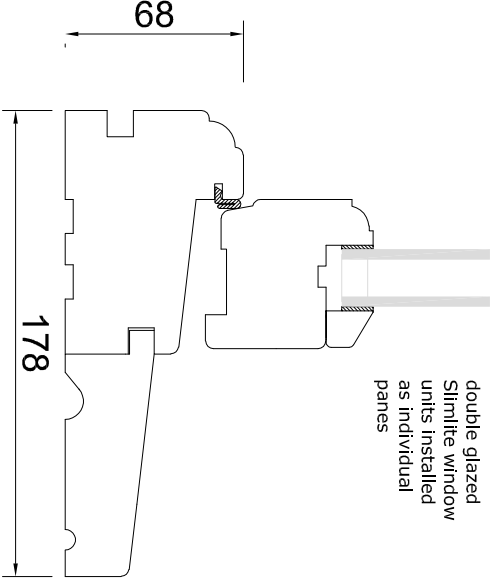


double glazed
Slimlite window
units installed
as individual
panes

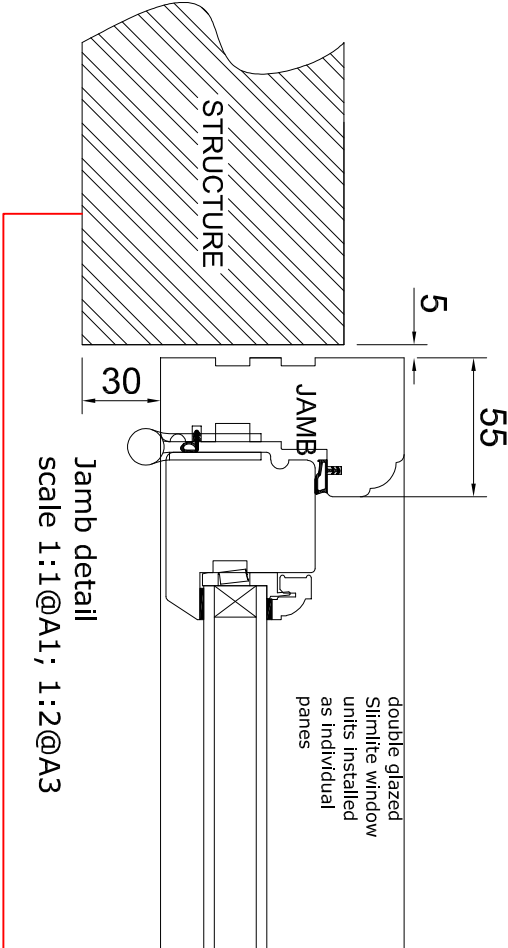
Head detail
scale 1:1@A1; 1:2@A3



Bar detail
scale 1:1@A1; 1:2@A3



Cill detail
scale 1:1@A1; 1:2@A3



Jamb detail
scale 1:1@A1; 1:2@A3

41 Arlington Road, London NW1 - Rear (stairwell) replacement window

Issue

Planning

ad design concepts

Project	41 Arlington Road NW1	Planning - architecture - interiors
Drawing Title:	Rear (stairwell) replacement window	
Drawing Number:	99-801	
Revision:	A	
Date:	November 2018	
Scale:	OS Shown	
AD Design Concepts Ltd - 25 Groompan Gardens, London NW2 1JH - www.addconcepts.co.uk - Tel: 02082070343 - Fax: 0208451 424 - e-mail: info@addconcepts.co.uk		