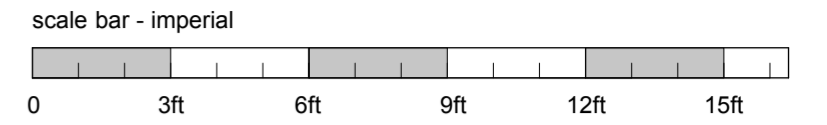
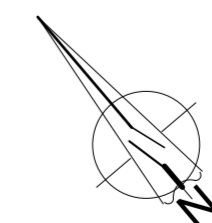
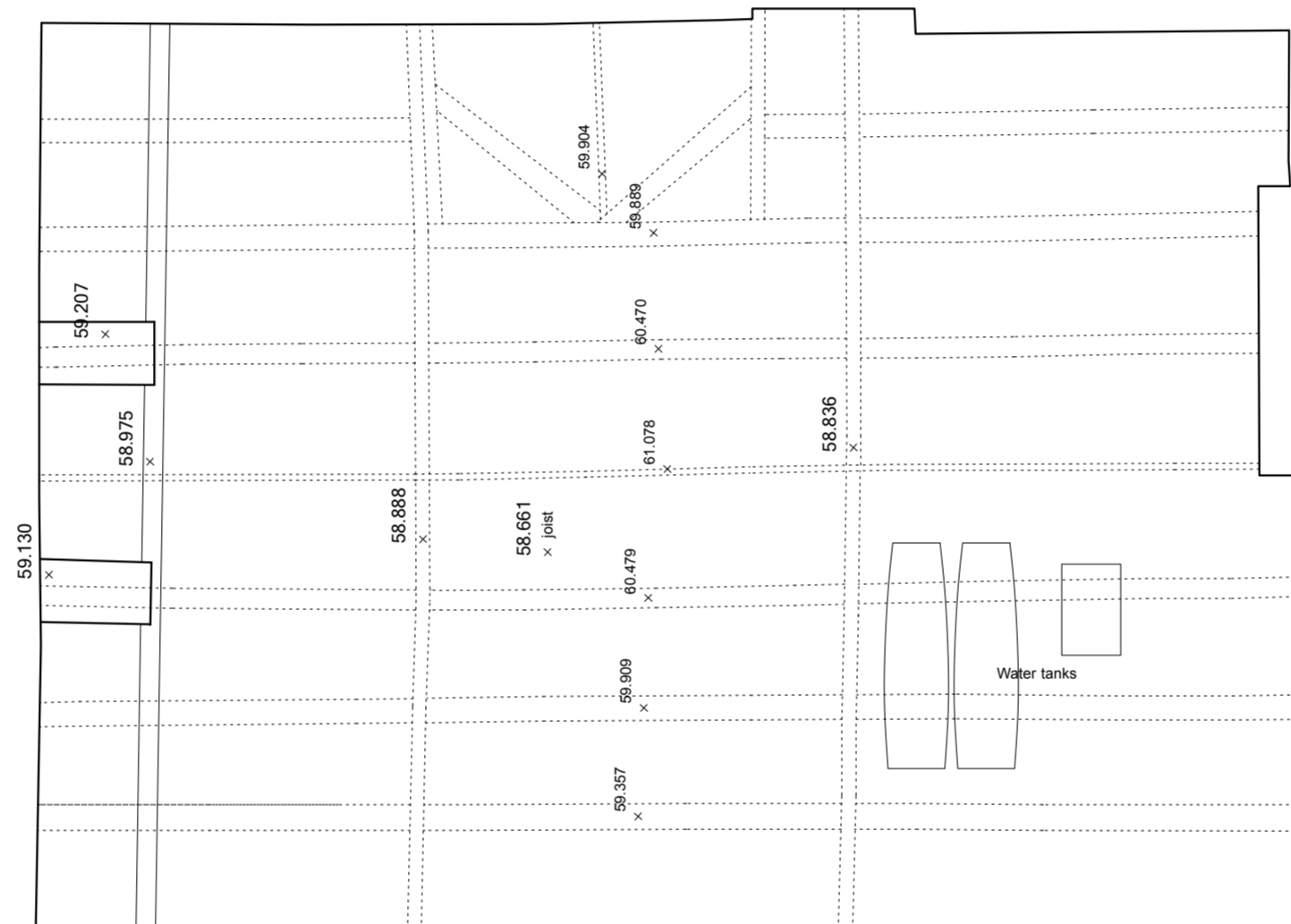
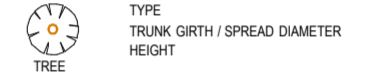


Diagram of Floor Levels



**LEGEND**

AV	AIR VENT	MK(E)	ELECTRIC SERVICE MARKER
B	BOLLARD	MK(G)	GAS SERVICE MARKER
BB	BELISHA BEACON	MKW	WATER SERVICE MARKER
BH	BORE HOLE	OHW	OVERHEAD WIRE
BL	BASEBED LEVEL	OSBM	ORDNANCE SURVEY BENCH MARK
BP	BRICK PILLAR	P	POST
BS	BUS STOP	PT	POST OFFICE TELEGRAPH
C	SEWER (COMBINED)	PB	POST BOX
CAJB	CABLE JUNCTION BOX	RP	RODDING POINT
CATV	CABLE INSPECTION COVER	RNP	ROAD NAME PLATE
CIP	CABLE INSPECTION POINT	RS	ROAD SIGN
CD	CABLE DUCT	RW	RETAINING WALL
CL	COVER LEVEL	RWP	RAIN WATER PIPE
CP	CHARGING POINT - ELEC CAR	S	SEWER (STORM)
D	DRAIN	SAP	SAPLING
DPC	DAMP PROOF COURSE	SC	STOP COCK
DK	DROP KERB	SC(G)	STOP COCK (GAS)
EB	ELECTRICITY BOX	SC(W)	STOP COCK (WATER)
EIC	ELECTRICITY INSPECTION COVER	SP	SIGN POST
EP	ELECTRICITY POLE	SEG	SIDE ENTRY GULLY
ER	EARTHING ROD	STN	SURVEY STATION
F	SEWER (FOUL)	STP	SUPPORT FOR TELEPHONE POLE
FB	FLOWER BED	SV	STOP VALVE
FH	FIRE HYDRANT	SVP	SOIL VENT PIPE
FL	FLOOR LEVEL	TBM	TEMPORARY BENCH MARK
G	GULLY	TCB	TELEPHONE CALL BOX
GIC	GAS INSPECTION COVER	TH	TRIAL HOLE
GJB	GAS JUNCTION BOX	THL	THRESHOLD LEVEL
GV	GAS VENT	TIC	TELECOM INSPECTION COVER
IC	INSPECTION COVER	TP	TELEGRAPH POLE
IL	INVERT LEVEL	TOB	TOP OF BUILDING
JB	JUNCTION BOX	TOP	TOP OF FENCE
LB	LITTER BIN	TOW	TOP OF WALL
LP	LAMP POST	TS	TREE STUMP
MH	MANHOLE	UTL	UNABLE TO LIFT
MK	SERVICE MARKER	VP	VENT PIPE
		WL	WATER LEVEL
		WM	WATER METER
		WO	WASH OUT



	CAD Surveys Ltd. Suite 2 KPC House Canterbury Road Willesborough Ashford TN24 0BP	
	www.cadsurveys.co.uk	01233 635089
Project : <b>Linton Studio, 35 Steele's Road          London NW3 4RG</b>		
Drawing title: <b>Existing Third Floor-Loft Plan</b>		
Drawing Ref: <b>1076-S06</b>		
Scale: <b>1:50@A2 / 1:100@A4</b>	Date : <b>25/08/2017</b>	Drawn by : <b>CW</b>