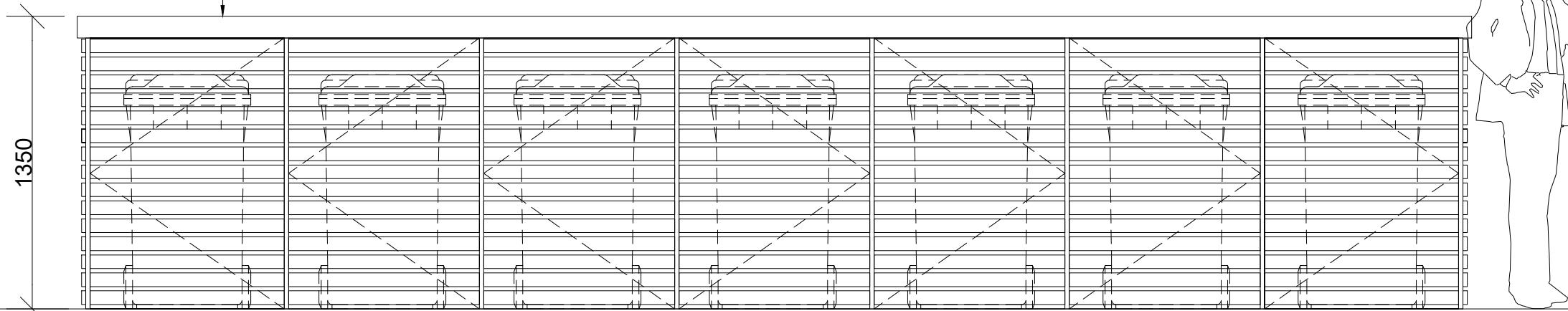
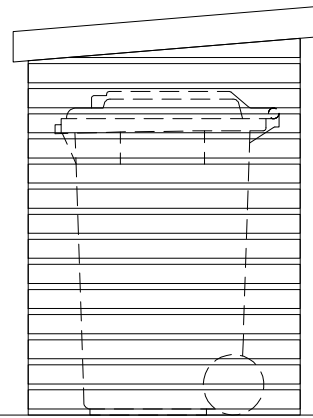


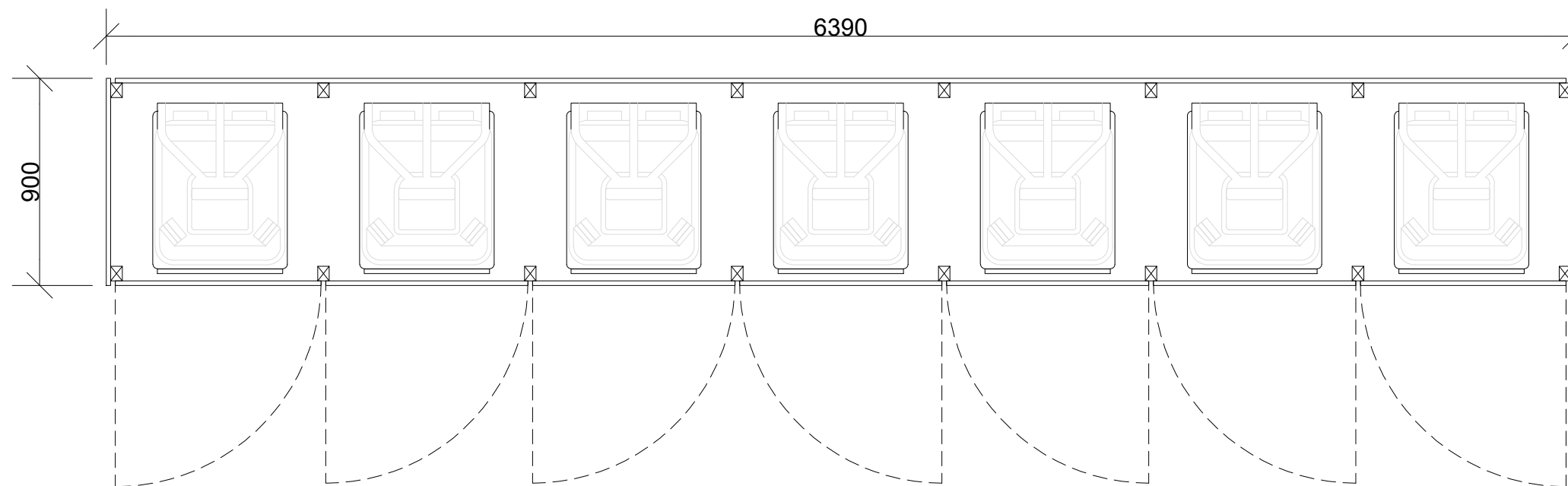
**notes:**  
 The contractors are to check all dimensions, drain runs and general conditions on site before works commence, and inform Akelius immediately upon discovery of any errors, omissions or discrepancies.  
 All works are to be carried out in accordance with current building regulations, British standards, codes of practice and local authority requirements.

**REFUSE SHED**  
 treated soft wood frame work clad with treated soft wood timber slats  
 (18x63mm); Felt roof top sloped to rear with treated timber edging.



Side elevation

Front elevation



GA plan  
 1:20 scale

Revisions	
<small>The contents of this plan including the printed notes are copyright. Reproduction in whole or part is not permitted without prior consent of Akelius in writing.</small>	
Project	110 Greencroft Gardens London NW6 3PH
Drawing Title	Proposed detail of refuse enclosure PLANNING
	GG - 04/12/2018 - DET 02
Scale	A3@1:25
Drawn by	R.A
Drawn by	J.W