

© COPYRIGHT  
The copyright in this drawing is vested in Sheppard Robson and no license or assignment of any kind has been, or is, granted to any third party whether by provision of copies or originals or otherwise unless agreed in writing.

**DO NOT SCALE FROM THIS DRAWING**  
The contractor shall check and verify all dimensions on site and report discrepancies in writing to Sheppard Robson before proceeding work.

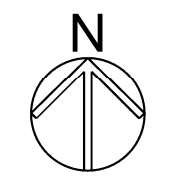
**FOR ELECTRONIC DATA ISSUE**  
Electronic data / drawings are issued as 'read only' and should not be interrogated for measurement. All dimensions and levels should be read only from those values stated in text on the drawing.

**AREA MEASUREMENT**  
The areas are approximate and can only be verified by a detailed dimensional survey of the completed building. Any decisions whatsoever to be made on the basis of these predictions, should include due allowance for the increases and decreases inherent in the design development and building processes. Figures relate to the likely areas of the building at the current state of the design.  
Gross External Area (GEA) / Gross Internal Area (GIA) / Nett Internal Area (NIA) are calculated in metric units generally in accordance with the RICS Property Measurement 1st Edition. All areas are subject to amongst other things but not limited to Town Planning and Conservation Area Consent, Building Regulation approvals and detailed Rights to Light analysis.

NOTES

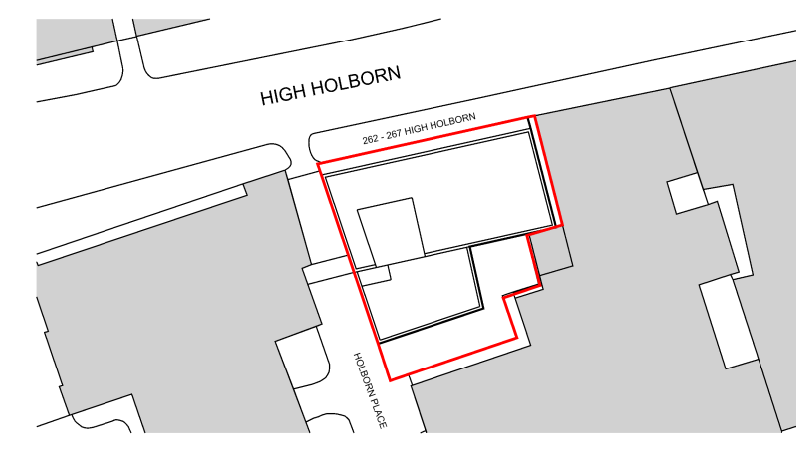
Key:

- Office - B1
- Circulation/Plant
- Retail designation of A1 / A3 / A4 varies



REV.	DATE	AMENDMENT
-	29/06/2016	Stage 2 Plan for information
-	19/10/2016	Issued for Planning

KEYPLAN



CLIENT



**SHEPPARD ROBSON**

77 Parkway Camden Town London NW1 7PU  
T: +44 (0)20 7504 1700 E: london@sheppardrobson.com

PROJECT  
**262 - 267 HIGH HOLBORN**

SCALE@A1	DATE	ORIGINATOR	CHECKED	AUTHORISED
1:100	24.03.2016	HB	GP	MD

TITLE  
**PROPOSED  
GROUND FLOOR PLAN**

STATUS  
**PLANNING**

DRAWING NO.  
**5578 - 02 - 200**

REV.  
**A**





© COPYRIGHT  
The copyright in this drawing is vested in Sheppard Robson and no license or assignment of any kind has been, or is, granted to any third party whether by provision of copies or originals or otherwise unless agreed in writing.

**DO NOT SCALE FROM THIS DRAWING**  
The contractor shall check and verify all dimensions on site and report discrepancies in writing to Sheppard Robson before proceeding work.

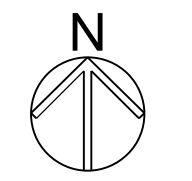
**FOR ELECTRONIC DATA ISSUE**  
Electronic data / drawings are issued as 'read only' and should not be interrogated for measurement. All dimensions and levels should be read only from those values stated in text on the drawing.

**AREA MEASUREMENT**  
The areas are approximate and can only be verified by a detailed dimensional survey of the completed building. Any decisions whatsoever to be made on the basis of these predictions, should include due allowance for the increases and decreases inherent in the design development and building processes. Figures relate to the likely areas of the building at the current state of the design.  
Gross External Area (GEA) / Gross Internal Area (GIA) / Nett Internal Area (NIA) are calculated in metric units generally in accordance with the RICS Property Measurement 1st Edition. All areas are subject to amongst other things but not limited to Town Planning and Conservation Area Consent, Building Regulation approvals and detailed Rights to Light analysis.

NOTES

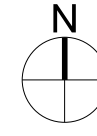
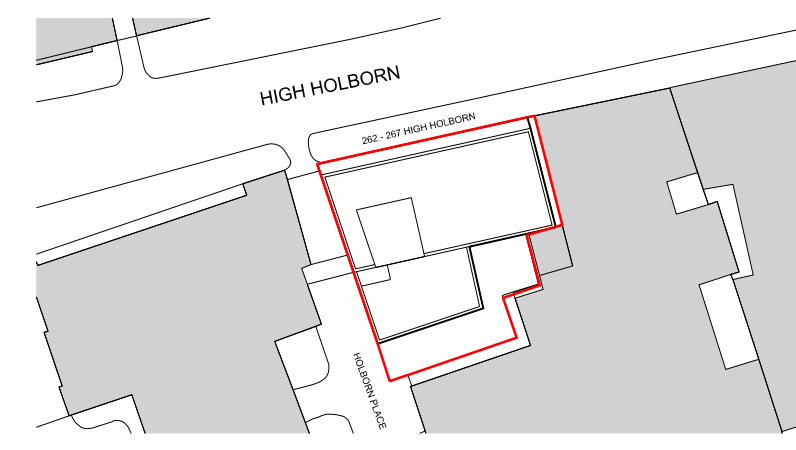
Key:

- Office - B1
- Circulation/Plant
- Retail designation of A1 / A3 / A4 varies



REV.	DATE	AMENDMENT
-	20/06/2016	Issued for Planning
A	19/10/2016	Issued for Planning
B	20/07/18	NOT YET ISSUED
C	20/07/18	NOT YET ISSUED

KEYPLAN



CLIENT



**SHEPPARD ROBSON**

77 Parkway Camden Town London NW1 7PU  
T: +44 (0)20 7504 1700 E: london@sheppardrobson.com

PROJECT  
**262 - 267 HIGH HOLBORN**

SCALE@A1	DATE	ORIGINATOR	CHECKED	AUTHORISED
1:100	24.03.2016	HB	GP	MD

TITLE  
**PROPOSED  
GROUND FLOOR PLAN**

STATUS  
**PLANNING**

DRAWING NO.  
**5578 - 02 - 200**

REV.  
**C**

**HIGH HOLBORN**

**HOLBORN PLACE**





© COPYRIGHT  
The copyright in this drawing is vested in Sheppard Robson and no license or assignment of any kind has been, or is, granted to any third party whether by provision of copies or originals or otherwise unless agreed in writing.

**DO NOT SCALE FROM THIS DRAWING**  
The contractor shall check and verify all dimensions on site and report discrepancies in writing to Sheppard Robson before proceeding work.

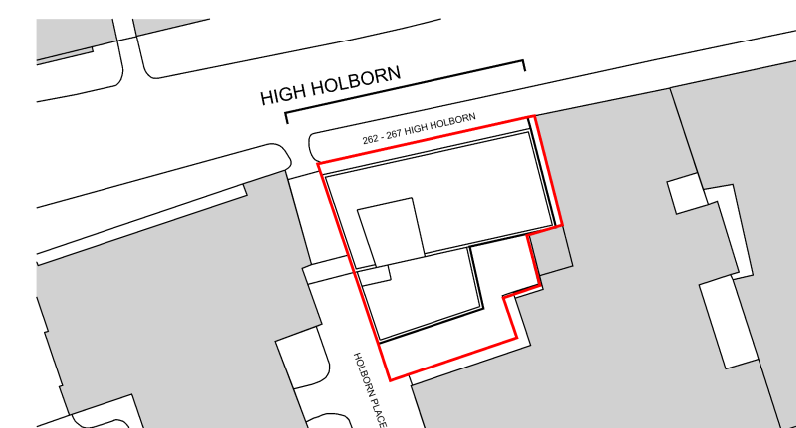
**FOR ELECTRONIC DATA ISSUE**  
Electronic data / drawings are issued as 'read only' and should not be interrogated for measurement. All dimensions and levels should be read only from those values stated in text on the drawing.

**AREA MEASUREMENT**  
The areas are approximate and can only be verified by a detailed dimensional survey of the completed building. Any decisions whatsoever to be made on the basis of these predictions, should include due allowance for the increases and decreases inherent in the design development and building processes. Figures relate to the likely areas of the building at the current state of the design. Gross External Area (GEA) / Gross Internal Area (GIA) / Nett Internal Area (NIA) are calculated in metric units generally in accordance with the RICS Property Measurement 1st Edition. All areas are subject to amongst other things but not limited to Town Planning and Conservation Area Consent, Building Regulation approvals and detailed Rights to Light analysis.

NOTES

REV.	DATE	AMENDMENT
-	29/06/2016	Stage 2 Plan for information
-	19/10/2016	Issued for Planning

KEYPLAN



CLIENT



**SHEPPARD ROBSON**

77 Parkway Camden Town London NW1 7PU  
T: +44 (0)20 7504 1700 E: london@sheppardrobson.com

PROJECT  
**262 - 267 HIGH HOLBORN**

SCALE@A1	DATE	ORIGINATOR	CHECKED	AUTHORISED
1:100	01.03.2016	HB	GP	MD

TITLE  
**PROPOSED  
NORTH HIGH HOLBORN ELEVATION**

STATUS  
**PLANNING**

DRAWING NO.  
**5578 - 02 - 220**

REV.  
**A**



268 - 270 HIGH HOLBORN

DEVELOPMENT SITE - 262 - 267 HIGH HOLBORN

CHANCERY COURT HOTEL

© COPYRIGHT  
The copyright in this drawing is vested in Sheppard Robson and no license or assignment of any kind has been, or is, granted to any third party whether by provision of copies or originals or otherwise unless agreed in writing.

**DO NOT SCALE FROM THIS DRAWING**  
The contractor shall check and verify all dimensions on site and report discrepancies in writing to Sheppard Robson before proceeding work.

**FOR ELECTRONIC DATA ISSUE**  
Electronic data / drawings are issued as 'read only' and should not be interrogated for measurement. All dimensions and levels should be read only from those values stated in text on the drawing.

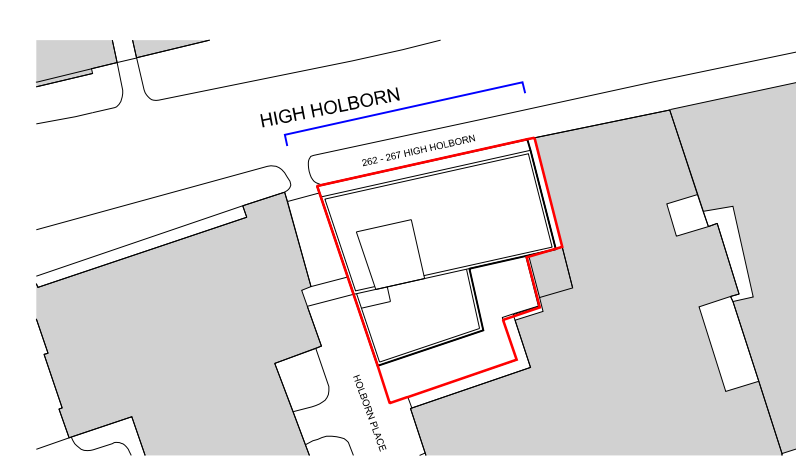
**AREA MEASUREMENT**  
The areas are approximate and can only be verified by a detailed dimensional survey of the completed building. Any decisions whatsoever to be made on the basis of these predictions, should include due allowance for the increases and decreases inherent in the design development and building processes. Figures relate to the likely areas of the building at the current state of the design. Gross External Area (GEA) / Gross Internal Area (GIA) / Nett Internal Area (NIA) are calculated in metric units generally in accordance with the RICS Property Measurement 1st Edition. All areas are subject to amongst other things but not limited to Town Planning and Conservation Area Consent, Building Regulation approvals and detailed Rights to Light analysis.

**NOTES**

- 1 RETAINED & CLEANED PORTLAND STONE
- 2 RETAINED & CLEANED ST. MARGARET OF ANTIOCH STONE RELIEF
- 3 SHOP FRONT CURTAIN WALL GLAZING AND RETAIL SIGNAGE (REF. TS79)
- 4 POLYESTER POWDER COATED ALUMINIUM FRAMED WINDOWS (RAL 7046, REF. TS80), WITH EXTRUDED ALUMINIUM MULLION CAPPING (RAL 9001, REF. TS74, RAL 7040) SSG SILICONE SEALED (REF. TS70)
- 5A CURTAIN WALL GLAZING TYPE 1 (WITH FRITTING IN AREAS)
- 5B CURTAIN WALL GLAZING TYPE 2 (WITH FRITTING IN AREAS)
- 5C CURTAIN WALL GLAZING TYPE 3 (WITH FRITTING IN AREAS)
- 6 ANTHRA-ZINC RAINSCREEN CLADDING (REF. TS75), AND FASCIAS WITH QUARTZ-ZINC FEATURE PANELS (REF. TS76)
- 7 STAINLESS STEEL CANOPY ABOVE OFFICE ENTRANCE
- 8 GLASS BALUSTRADE
- 9 NEW PORTLAND STONE
- 10 RECESSED POLYESTER POWDER COATED ALUMINIUM CHANNEL (RAL 9005, REF. TS78)
- 11 LOUVRES WITHIN CURTAIN WALLING

REV.	DATE	AMENDMENT
-	20/06/2016	Issued for Planning
A	19/10/2016	Issued for Planning
B	19/06/2018	Issued for Planning
C	30/07/2018	Issued for Planning

**KEYPLAN**



CLIENT



**SHEPPARD ROBSON**

77 Parkway Camden Town London NW1 7PU  
T: +44 (0)20 7504 1700 E: london@sheppardrobson.com

PROJECT  
**262 - 267 HIGH HOLBORN**

SCALE@A1	DATE	ORIGINATOR	CHECKED	AUTHORISED
1:100	01.03.2016	HB	GP	MD

TITLE  
**PROPOSED  
NORTH HIGH HOLBORN ELEVATION**

STATUS  
**PLANNING**

DRAWING NO.  
**5578 - 02 - 220**

REV.  
**C**



268 - 270 HIGH HOLBORN

DEVELOPMENT SITE - 262 - 267 HIGH HOLBORN

CHANCERY COURT HOTEL