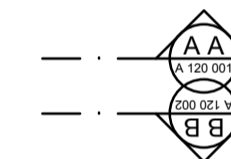
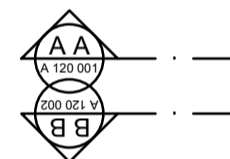
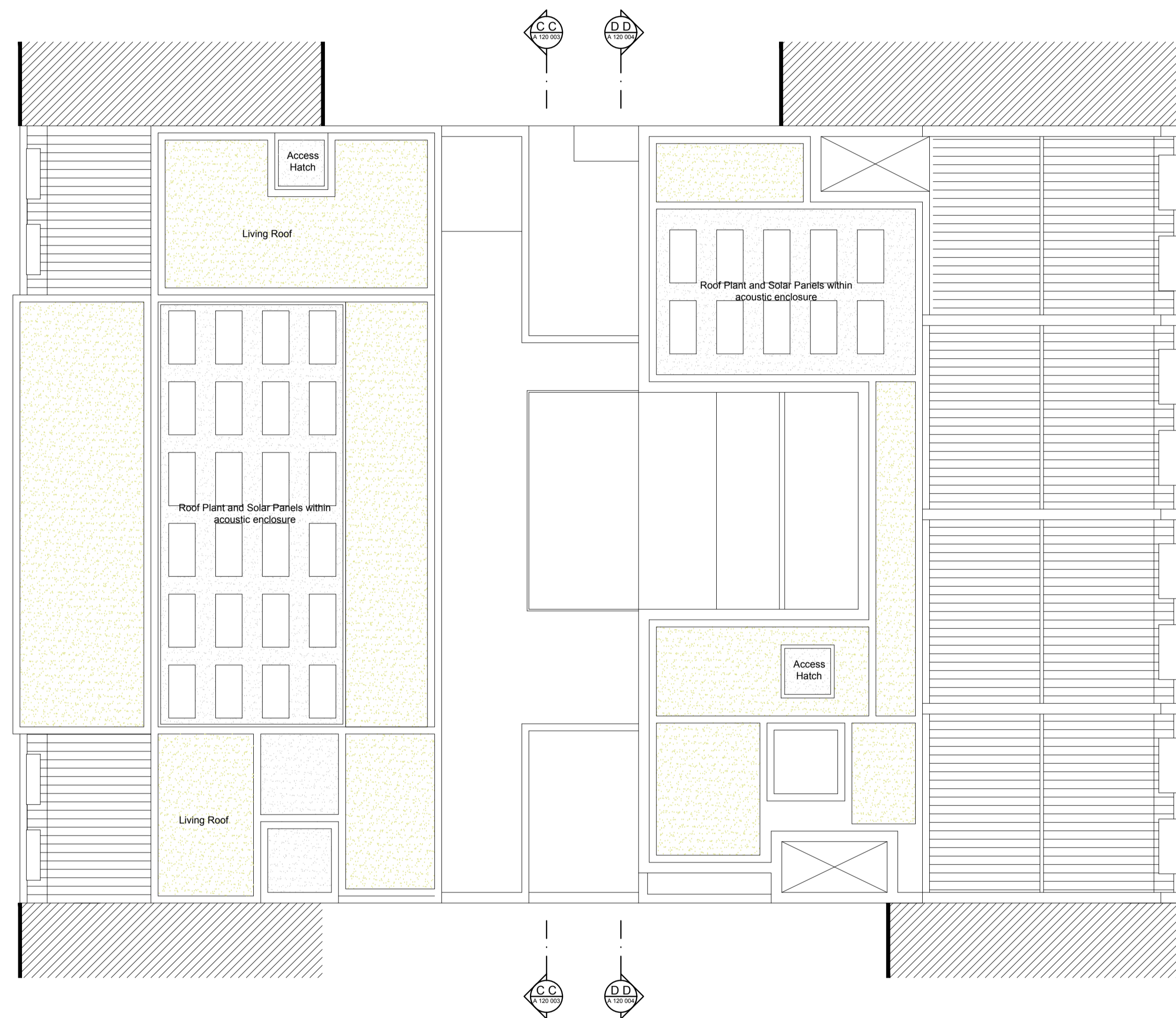
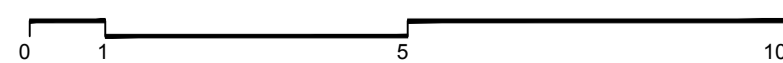


Copyright: All rights reserved. This drawing must not be reproduced without permission.
 Only the original drawing should be relied upon. Contractors, sub-contractors and suppliers must verify all dimensions on site before commencing any work or making any shop drawings.
 All shop drawings to be submitted to the architect / interior designer for comment prior to fabrication.
 This drawing is to be read in conjunction with the architect's / interior designer's specification, bills of quantities / schedules, structural, mechanical & electrical drawings and all discrepancies are to be reported to the architect / interior designer.
 Do not scale from this drawing. Dimensions are in millimetres unless otherwise stated.

NOTES



Proposed Roof Plan
 Scale 1:200 @A3
 1:100 @A1



rev	amendments	date	by
P1	General revision	06.08.18	JB
P0	Issued for planning	11.11.15	JB

dexter moren associates
 architecture urban design
 interior design creative media
 www.dextermoren.com
 dma@dextermoren.com

57d
 jamestown road
 london nw1 7db
 UK

1: 020 7267 4440
 f: 020 7267 6044

project
 King's Cross Methodist Church

client
 West London Mission Circuit
 of the Methodist Church (WLM)

drawing title
 Proposed Roof Plan
 GA Layout

drawing status
 Planning

scale	date	drawn by	checked by
1:100 @ A1	11.11.15	JB	HL
1:200 @ A3			

job no.	drawing no.	revision
0948	A-100-007	P1