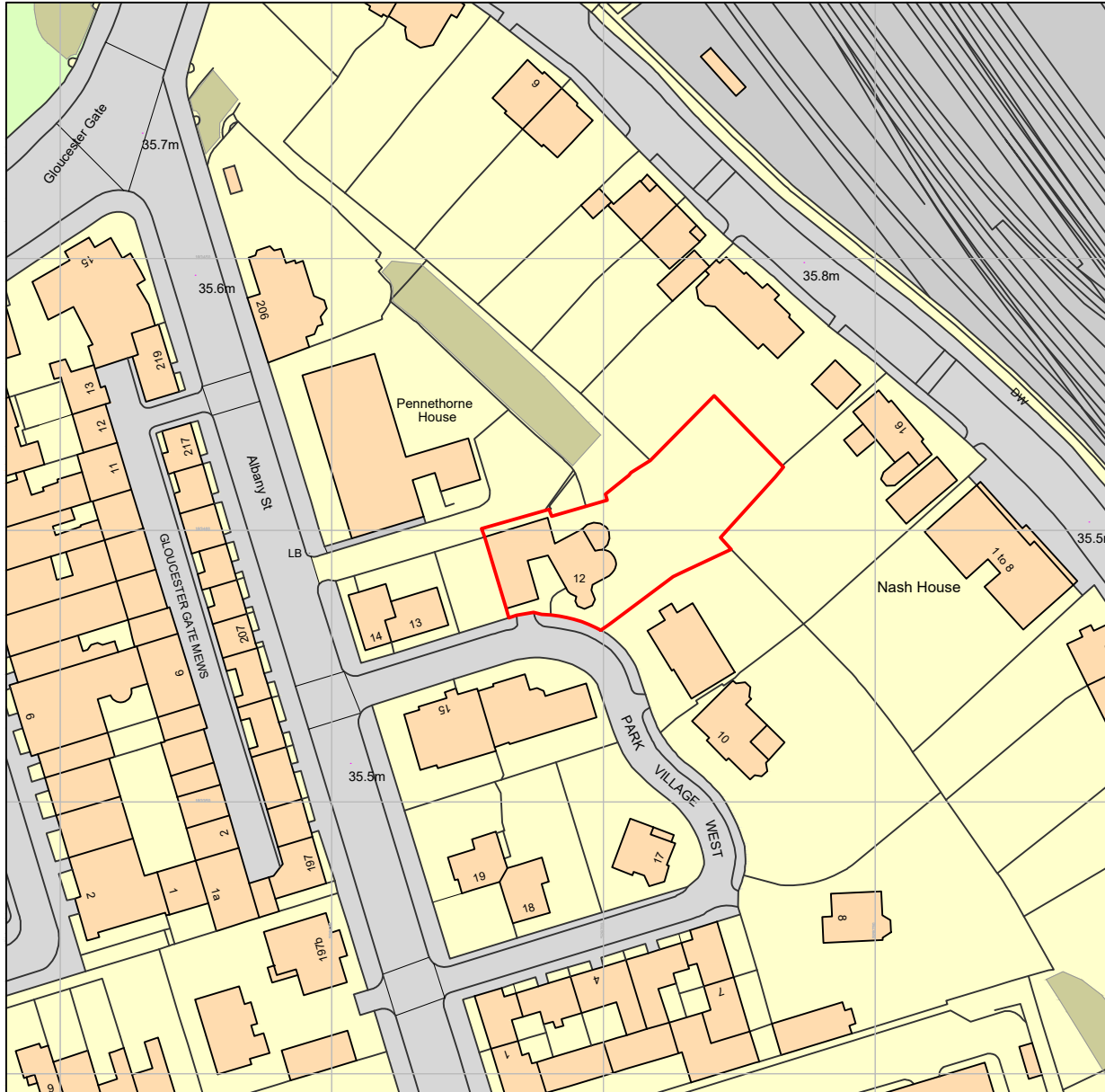
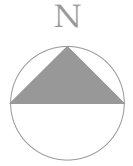
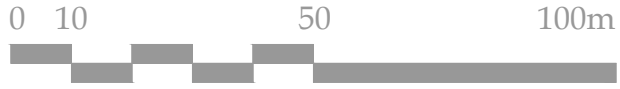




Site Boundary



TITLE
12 Park Village West

DETAIL
**Site
Location Plan**

SCALE
1 :1250 @ A4

DATE
24-09-18

DRAWN BY
JT

CHECKED BY
RD

REVISIONS

Contractors must check all dimensions on site.
Only figured dimensions are to be worked from.
Discrepancies must be reported immediately to
the architect before proceeding.
The drawing is copyrighted.

Drawing
255 - SLP
FILENAME

**WATSON BERTRAM & FELL
ARCHITECTS & SURVEYORS
6 OLD KING STREET
BATH • BA1 2JW
TEL 01225 337273 • FAX 01225 448537
MAIL@WBF-BATH.CO.UK
WWW.WBF-BATH.CO.UK**