


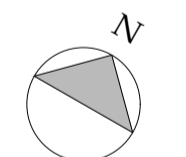

overlay
cross

NEW CONSTRUCTION

Roof Floor Plan



SCALE M



TITLE
Tower House
Park Village

DETAIL
Roof
Proposed Plans

SCALE
1:50 @ A1

DATE
24-10-18

DRAWN BY
ANF

CHECKED BY

REVISIONS

Contractors must check all dimensions on site.
Only figured dimensions are to be worked from.
Discrepancies must be reported immediately to
the architect before proceeding.
The drawing is copyrighted.

Drawing
255-TH- P05 Roof
FILENAME

WATSON WERRAM & TELL
ARCHITECTS & SURVEYORS
6 OLD KING STREET
BATH, BA1 1RN
TEL 01225 332222 FAX 01225 448537
MAIL@WWTBATH.CO.UK
WWW.WWTBATH.CO.UK